



Investigative

Policy &

Oversight

**Report on the Service Academy Sexual Assault and
Leadership Survey**

March 4, 2005

**Office of the Inspector General
of the Department of Defense**

Additional Information and Copies

The Office of the Assistant Inspector General for Investigative Policy and Oversight, Office of the Deputy Inspector General for Inspections and Policy, DoD, prepared this report. To obtain additional copies visit our Web site (<http://www.dodig.osd.mil/Inspections/ipo/reports>), or if you have questions contact Mr. Scott Russell, at (703) 604-8718 (DSN 664-8718).

Suggestions for Evaluations

To suggest ideas for or to request evaluations, contact the Audit Followup and Technical Support Directorate at (703) 604-8940 (DSN 664-8940) or fax (703) 604-8932. Ideas and requests can also be mailed to:

OAIG-AUD (ATTN: AFTS Audit Suggestions)
Inspector General of the Department of Defense
400 Army Navy Drive (Room 801)
Arlington, VA 22202-4704

Acronyms

AFOSI	Air Force Office of Special Investigations
AOC	Air Officer Commanding
ART	Academy Response Team
BCT	Basic Cadet Training
CASIE	Cadets Advocating Sexual Integrity and Education
CID	US Army Criminal Investigation Command
Co Officer	Company Officer
CoC	Chain of Command
DoD	Department of Defense
IPO	Investigative Policy and Oversight
MCIO	Military Criminal Investigative Organization
MTL	Military Training Leader
NCIS	Naval Criminal Investigative Service
OIG	Office of the Inspector General
SAVI	Sexual Assault Victim Intervention
SEL	Senior Enlisted Leader
TAC	Tactical Officers
USAFA	United States Air Force Academy
USMA	United States Military Academy
USNA	United States Naval Academy
VWAP	Victim and Witness Assistance Program



INSPECTOR GENERAL
DEPARTMENT OF DEFENSE
400 ARMY NAVY DRIVE
ARLINGTON, VIRGINIA 22202-4704

MAR - 4 2005

MEMORANDUM FOR SECRETARIES OF THE MILITARY DEPARTMENTS

SUBJECT Report on Service Academy Sexual Assault and Leadership Survey
(Report No. IPO2005E001)

We have completed the first-ever survey of all three Service Academies to collect cadet and midshipmen feedback on matters of sexual assault, reprisal, and associated leadership challenges. The survey encompassed virtually all female cadets and midshipmen, and a random sample of the males we selected. Participation in the survey, even though voluntary, was very high (more than 96 percent). The attached report presents the results. They should assist you and other senior leaders in addressing issues relating to command climate, core values, and the standards of exemplary conduct expected of our military leaders.

Although we would like to think that problems of a sexual nature do not exist at the Academies, we recognize that cadets and midshipmen enter with varying standards of conduct and core values. It is the mission of the Academies to mold them over four years into officers of character dedicated to selfless service. The survey results, in addition to reflecting experiences and perceptions involving sexual conduct, show that a significant portion of respondents perceive institutional bias favoring the opposite gender. On the other hand, our survey indicates that most cadets and midshipmen think they have good moral and ethical values, and they consider integrity, honor, respect, commitment, and excellence as the values most important to their professional life at the academy.

The Defense Manpower Data Center will conduct similar surveys annually through the 2008 academic year. The collective survey data may help determine if there is a correlation between cadet/midshipmen core values and the number of sexual assaults at an academy. In the meantime, the attached report should be a useful tool for the Superintendent; it recommends, among other things, that each Service Academy adopt the statutory Exemplary Conduct standards.¹

We have shared the survey results with each Academy's leadership. They are already involved in acting upon survey results to ensure that their graduates are prepared to provide necessary leadership to the Services in addressing critical issues of exemplary conduct and healthy gender integration.



Joseph E. Schmitz

Attachment:
As stated

cc:
Under Secretary of Defense for Personnel and Readiness

¹ Title 10 U.S.C. §§ 3583, 5947, 8583

Office of the Inspector General of the Department of Defense

Project No. 2003C004

March 4, 2005

Report on the Service Academy Sexual Assault and Leadership Survey

Executive Summary

Who Should Read This Report and Why? Members of Congress; the Secretaries of Defense and the Military Departments; other senior DoD and Military Department leaders/managers; and others interested in factual findings and constructive recommendations relating to sexual assaults, reprisal, and associated leadership challenges at the United States Service Academies, should read this report.¹

Background. In response to requests from the Senate Governmental Affairs Committee and the Senate Armed Services Committee, the Inspector General of the Department of Defense conducted an evaluation and issued a report, "Evaluation of Sexual Assault, Reprisal, and Related Leadership Challenges at the United States Air Force Academy," December 3, 2004. The Secretary of Defense concurred with the congressional requests for the Inspector General of the Department of Defense to conduct a survey on this topic covering all three Service Academies.²

The survey, conducted in March/April 2004, gathered information from cadets and midshipmen on (1) their values, (2) their experiences with sexual harassment and sexual assault while at the academy, (3) Academy climate factors that might cause or contribute to gender problems, (4) the scope of recent sexual assault incidents at their academies, and (5) factors that affect sexual assault reporting at the academies. The work was intended to assist senior Department and Academy leaders, and Members of the Congress, in identifying changes or adjustments to improve future Academy operations, gender climates, and perceptions.³

Survey Results. The three Service Academies all experience instances of sexual harassment, sexual assault, and other gender problems.

- Over 50 percent of female respondents and approximately 11 percent of male respondents indicated experiencing some type of sexual harassment since becoming a cadet or midshipman.

¹ The aggregate data without written comments in this executive summary were released to the Secretary of Defense on July 27, 2004, the Superintendents of the Air Force, Military, and Naval Academies on July 19, 2004, and the Secretary of the Navy on August 6, 2004.

² National Defense Authorization Act for fiscal year 2004, November 7, 2003, Section 527. "Actions to Address Sexual Harassment and Violence at the Service Academies," paragraph (b)(2) "Annual Assessment," requires Service Academy Superintendents to conduct a survey for each Academy program year (2004, 2005, 2006, 2007, and 2008) on sexual harassment and violence at the Service Academies.

³ The Defense Manpower Data Center (DMDC) will conduct similar annual assessments at the academies during academic years 2005 through 2008.

- A total of 262 (of 1,906) female survey respondents indicated they had experienced 302 incidents of sexual assault behavior.⁴ A total of 54 (of 3,107) male respondents identified 55 sexual assault incidents. These incidents occurred between 1999 and 2004, and most were not reported to authorities. Most incidents occurred in a dormitory and the offenders were primarily fellow cadets/midshipmen. Sixty-four incidents involving a female respondent included sexual intercourse. Most incidents involved touching, stroking, or fondling private parts.
- Based on survey data, it appears that most females arrive at the academy perceiving that men and women are treated fairly overall, and the perception improves by the time they are seniors. Males also appear to arrive at the academy thinking that men and women are treated fairly overall, but after the first year, think women are treated more favorably. (There are some variations among the academies.)

Recommendations. The Inspector General recommends using survey results as a leadership tool to address cultural behavior and attitudinal issues suggested by the results. Another Inspector General recommendation is to implement the “Exemplary Conduct” leadership standard prescribed in 10 U.S.C. §3583 (Army), §5947 (Navy), and §8583 (Air Force) into the cadet and midshipman curricula and disciplinary systems to ensure graduates possess and enforce the leadership traits essential for future leaders of the Military Departments.

The Survey

Anonymity. All responses to survey questions were completely anonymous. Some survey questions were very personal in nature to enable us to understand cadet and midshipman views on sexual assault and sexual harassment, as well as learn about specific incidents or experiences that pose continuing leadership challenges at the academies.

Composition. The survey has five parts: Demographics, Values, Academy Climate, Personal Experiences, and Written Comments.

Demographics

Female Respondents. At the time of the survey, the female cadet/midshipman population was 1,971. Because the female population was small, we attempted to survey all available female cadets/midshipmen rather than select a statistical sample. The survey accounted for 100 percent of the female population,⁵ and resulted in 1,906 (96.7 percent)

⁴ We asked respondents “[S]ince becoming a cadet/midshipman, has someone done any of the following to you without your consent and against your will?” Touched, stroked, or fondled private parts; physically attempted to have sexual intercourse with you, but was not successful; physically attempted to have oral or anal sex with you, but was not successful; had sexual intercourse with you; had oral sex with you; and, had anal sex with you.”

⁵ Although completing the survey was voluntary, the academies all required the cadets/midshipmen selected for our survey to report to the survey site and receive the introduction briefing. We accounted for each individual on a by-name roster and ensured they all were given the survey instructional briefing. Although a limited number of cadets/midshipmen opted not to complete the survey, or were not responsive to the questions in completing the survey, participation was very high—more than 96 percent.

usable survey responses. Table 1 reconciles the population and usable survey numbers by academy and overall.

Table 1. Female Participation

	USAFA	USMA	USNA	Total
Total Female Population	685	616	670	1,971
Total Excused⁶	12	14	9	36
Expected Participants	673	602	661	1,935
Non-responsive Participants	20	1	9	29
Total Female Responses	653	601	652	1,906

Because the results are based on a near census of the total female population at each academy, the results are considered representative of the female population at each academy.

Male Respondents. From a total 10,408 male cadet and midshipman population, we randomly selected 3,199 (30.7 percent) to participate in the survey.⁷ We accounted for 100 percent of the sample and received 3,107 (97.1 percent) usable survey responses. Table 2 reconciles these numbers by academy and overall.

Table 2. Male Participation

	USAFA	USMA	USNA	Total
Total Male Population	3,318	3,486	3,604	10,408
Random Sample Selected	1,052	1,069	1,081	3,199
Total Excused	4	0	7	11
Expected Participants	1,048	1,069	1,074	3,188
Non-responsive Participants	56	0	28	81
Total Male Responses	992	1,069	1,046	3,107

In presenting the survey results, we limited our analysis, preferring instead to provide information from written respondent comments to help provide context. Additionally, to ensure that our presentation would not lead readers to inappropriate conclusions, we did not combine information on male and female responses in the same table. Collection methods were different for each gender and, therefore, not directly comparable.

Values

We collected information on cadet/midshipman morals and whether they are absolute or relative; for example, something is wrong “only if you get caught.” Additionally, we were interested in cadet/midshipman beliefs concerning oaths, ethical/spiritual/religious

⁶ Individuals who were away from the academy on authorized ordinary or convalescent leave or temporary duty travel, in “turnback” status (authorized absence from the academy for medical, military, or academic reasons), were not US citizens, had permanently departed the academy due to disenrollment or resignation, or who had assisted us in “beta testing” the survey, were excused from participating.

⁷ The sampling was based on generally recognized and accepted statistical techniques. However, we generally have not extrapolated the sample results to the overall population or projected the results. (For anyone interested in doing so, appendices to this report include the complete survey results data.) Our overall methodology for the survey is described in detail later in the report.

values, alcohol use/abuse, fraternization, consensual sex between cadets/midshipmen, and pornography.

The survey solicited views on the values that the respondent believed were most important to his/her professional life at the academy, as well as the extent to which the respondent believes cadets or midshipmen at his/her academy adhere to the honor code. Ultimately, over an extended period encompassing several annual assessments, the data should permit a determination on whether there is a correlation between cadet/midshipman core values and the numbers of sexual assaults occurring at an academy. Each Service has “values” or “core values.” The values for each Academy are:

- Air Force Academy: “integrity first, service before self, and excellence in all we do”
- Military Academy: “loyalty, duty, respect, selfless service, honor, integrity, and personal courage”
- Naval Academy: “honor, courage, and commitment”

From a list of 18 values,⁸ we asked each survey participant to select the 3 values most important to his/her professional life at the academy and rank order the selections based on importance. Using the results, we calculated the number of times that participants selected a value as one of their three values (selection frequency).

Female cadets/midshipmen selected the values “Integrity,” “Honor” and “Respect” most frequently. Table 3 shows female selection frequency by academy. Further detail by participant class year is included later in the report.

Table 3. Female Respondents Values Most Selected

Value	USAFA	USMA	USNA
Integrity	431	295	295
Honor	*	225	299
Respect⁹	199	218	*
Commitment	*	*	229
Excellence	222	*	*

* The listed value was not among the respondents’ top three choices.

Male cadets/midshipmen selected the values “Integrity,” “Honor” and “Commitment” most frequently. Table 4 shows male selection frequency by academy. Further detail by participant class year is included later in the report.

⁸ The values included: Accountability, Achievement, Ambition, Courage, Commitment, Effectiveness, Efficiency, Excellence, Friendship, Honor, Integrity, Loyalty to Country, Money, Power, Respect, Selfless Service, Spiritual Faith, and Tolerance

⁹ Not a specified core value at USAFA

**Table 4. Male Respondents
Values Most Selected**

Value	USAFA	USMA	USNA	Total
	No	No	No	No
Integrity ¹⁰	589	518	384	1,491
Honor ¹¹	328	544	563	1,435
Commitment	*	*	320	320
Excellence	304	*	*	304
Respect	*	246	*	246
Total	1,221	1,308	1,267	3,796

* The listed value was not among the respondents' top three choices.

Adherence to Standards

We asked the participants, based on their personal experiences, the extent to which they agreed or disagreed with specific statements regarding adherence to various standards, including the honor code/concept and academy rules and regulations. Additionally, the survey addressed cadet/midshipman standards regarding honesty, oaths, moral standards, exemplary conduct and leadership standards, and ethical/spiritual/religious beliefs.

Female Respondents. Most female respondents (by academy, between 55 percent and 75 percent) agreed that “[c]adets/midshipmen at my Academy adhere to the Honor Code/Concept,¹² even if they know they won’t get caught violating it.” However, less than half (between 36 percent and 49 percent by academy) agreed that “[c]adets/midshipmen adhere to significant Academy rules and regulations, even if they know they won’t get caught violating them.” Further, between 30 percent and 43 percent agreed “I have felt pressure from others at my Academy to compromise moral standards because of loyalty to friends/peers,” while between 16 percent and 26 percent agreed “I have felt pressure from others at my Academy to compromise moral standards in order to meet academic or training objectives.” Approximately 25 percent agreed “[c]ircumstances determine whether it is right or wrong for a cadet/midshipman to compromise his or her moral standards.”

Male Respondents. Depending on academy, between 68 percent and 85 percent of male respondents agreed “[c]adets/midshipmen at my Academy adhere to the Honor Code/Concept, even if they know they won’t get caught violating it.” Slightly more than 50 percent agreed “[c]adets/midshipmen adhere to significant Academy rules and regulations, even if they know they won’t get caught violating them.” Between 25 percent and 39 percent, depending on academy, agreed “I have felt pressure from others at my Academy to compromise moral standards because of loyalty to friends/peers.” Between 14 percent and 25 percent agreed “I have felt pressure from others at my Academy to compromise moral standards in order to meet academic or training objectives.” Finally, between 20 percent and 25 percent agreed that “[c]ircumstances determine whether it is right or wrong for a cadet/midshipman to compromise his or her moral standards.”

¹⁰ Not a specified core value at USAFA

¹¹ Not a specified core value at USNA

¹² USNA does not have an Honor Code but follows an “Honor Concept,” which emphasizes doing the right thing.

See Tables A.1. and A.2. in Appendix A for details.

Maintaining Good Order and Discipline

We asked cadets and midshipmen the extent to which they agreed various behaviors, including honor code violations, gender favoritism, fraternization, dating, consensual sex, alcohol use, illegal drug use, and pornography would disrupt good order and discipline at their academy.

Female Respondents. Approximately 88 percent of female respondents agreed that “[v]iolating the Honor Code/Concept” would disrupt good order and discipline. Over 92 percent agreed that “favoritism based on gender” would disrupt good order and discipline. Between 56 percent and 67 percent, depending on academy, agreed that “[e]ngaging in prohibited relationships/fraternization” would disrupt good order and discipline. Between 54 and 63 percent agreed that “[v]iewing pornography or other sexually graphic content (images or movies),” would disrupt good order and discipline. However, less than 10 percent agreed that “[c]onsensual sex between cadets/midshipmen **OFF** academy grounds” would disrupt good order and discipline.

Male Respondents. More than 83 percent of male cadets/midshipmen agreed “[v]iolating the Honor Code/Concept,” disrupted good order and discipline. Between 62 percent and 71 percent agreed “[n]ot reporting Honor Code/Concept violations” disrupted good order and discipline. Over 89 percent agreed “[f]avoritism based on gender,” would disrupt good order and discipline. Approximately 21 percent of male midshipmen and between 10 percent and 11 percent of USAFA and USMA cadets agreed “[c]onsensual sex between cadets/midshipmen **OFF** academy grounds,” disrupts good order and discipline. Between 21 percent and 30 percent agreed “[v]iewing pornography or other sexually graphic content (images or movies),” would disrupt good order and discipline.

See Tables A.3. and A.4. in Appendix A for details.

Academy Climate

We queried respondents about academy climate factors, such as gender preferential treatment, sexual harassment and assault tolerance, fraudulent sexual assault reporting, and reporting a sexual assault.

Gender Preferential Treatment

We asked cadets and midshipmen to what extent they agree or disagree with the following statements:

- “Men receive more favorable treatment OVERALL”
- “Women receive more favorable treatment OVERALL”
- “Men and women are treated fairly OVERALL”

Females cadets at USAFA and USMA held a majority view that men and women are treated fairly overall; however, female midshipmen held a majority view that men received more favorable treatment overall. In contrast, male cadets and midshipmen at the three Service Academies held a majority opinion that women receive more favorable treatment overall. As noted earlier in this summary, approximately 90 percent of both

male and female cadets and midshipmen think that favoritism based on gender would disrupt good order and discipline at their academy. Additionally, as demonstrated in the academy specific data, cadets/midshipmen opinions appear to change while at the academy. The number of females who believe men and women are treated fairly overall improves as indicated by female senior respondents (Class of 2004), who held a majority view that the genders are treated fairly overall. Freshmen USAFA and USMA male cadets held a majority view that men and women are treated fairly overall. However, the male cadets' opinion changes during subsequent years at the academy. Sophomore, junior, and senior male cadets and midshipmen, at all three academies, held the majority opinion that female cadets/midshipmen received more favorable treatment overall. Correspondingly, as detailed in Tables A.9 and A.10 in Appendix A, the percentage of both male and female cadets/midshipmen that indicated senior academy leaders to a very large or large extent "[t]reat subordinate cadets/midshipmen fairly regardless of gender," was a lower percentage than the other senior leader behaviors.

Tables 5 and 6 reflect these results. Table 5 shows percentages of the female respondents and are representative of the population. The percentages in Table 6 are not projected to the male cadet/midshipmen population.

Table 5. Proportion of Female Respondents That Agree or Strongly Agree that Genders are Treated Fairly Overall

	Class Year	Men	Women	Both
Academies Combined	2004	28.8%	9.6%	57.5%
	2005	40.6%	7.8%	51.2%
	2006	41.7%	7.1%	46.0%
	2007	41.2%	6.3%	52.1%
	Combined	38.1%	7.7%	51.7%
USAFA	2004	21.1%	9.4%	60.5%
	2005	25.0%	7.0%	66.0%
	2006	27.2%	10.6%	50.3%
	2007	29.4%	5.7%	64.7%
	Combined	25.7%	8.2%	60.4%
USMA	2004	36.7%	6.0%	59.3%
	2005	43.4%	6.3%	49.0%
	2006	48.0%	3.4%	42.5%
	2007	41.9%	8.8%	51.2%
	Combined	42.5%	6.1%	50.5%
USNA	2004	28.7%	13.3%	52.7%
	2005	53.4%	10.1%	38.5%
	2006	50.0%	7.3%	45.1%
	2007	52.1%	4.2%	40.5%
	Combined	46.1%	8.7%	44.2%

Table 6. Proportion of Male Respondents That Agree or Strongly Agree that Genders are Treated Fairly Overall*

	Class Year	Men	Women	Both
Academies	2004	6.1%	52.2%	41.7%
Combined	2005	7.3%	49.8%	42.8%
	2006	6.2%	53.7%	40.1%
	2007	13.2%	32.4%	54.4%
	Combined	8.6%	44.4%	46.9%
USAFA	2004	2.7%	60.4%	36.9%
	2005	3.3%	52.8%	43.9%
	2006	1.2%	53.3%	45.5%
	2007	4.4%	30.9%	64.7%
	Combined	2.9%	49.0%	48.1%
USMA	2004	7.5%	54.8%	37.6%
	2005	7.6%	55.8%	36.7%
	2006	7.6%	51.1%	41.4%
	2007	8.6%	44.3%	47.1%
	Combined	7.8%	51.4%	40.8%
USNA	2004	4.8%	65.7%	29.5%
	2005	6.8%	68.7%	24.5%
	2006	9.2%	56.7%	34.2%
	2007	18.5%	44.6%	36.9%
	Combined	9.8%	58.8%	31.3%

* Not all respondents provided class year

Separation of Genders in Dormitory/Barracks

In response to sexual assault and gender relations problems at USAFA, the Secretary of the Air Force and Air Force Chief of Staff ordered separate billeting arrangements for female and male cadets. The new policy required billeting freshmen cadets with their assigned squadrons during the academic year, with dormitory room arrangements that provide for squadron integrity. Female cadet dormitory rooms within a squadron are clustered near the women's bathrooms. Overall, the intent was "to preserve basic dignity, deter situations in which casual contact could lead to inappropriate fraternization or worse, and to aid mentoring of lower-degree female cadets by senior female cadets."¹³

In October 2003, the Inspector General of the Department of Defense reminded the Service Secretaries about the statutory standard for "Recruit basic training: separate housing for male and female recruits" [10 U.S.C. §9319; similar provisions at 10 U.S.C. §4319 (Army) and §6931 (Navy)]. The Inspector General intended that the Secretaries

¹³ The United States Air Force Academy: Agenda for Change, March 26, 2003, published by the Secretary of the Air Force and Air Force Chief of Staff in response to sexual assault problems at USAFA.

reconsider the statutory standards – considering their remedial nature and purpose – as tools for suppressing sexual misconduct.¹⁴

In the survey, we asked cadets/midshipmen whether they agreed that dormitory/barracks areas should be physically separated (e.g., different floors or buildings) by gender. Overwhelmingly (on average, 95.5 percent), women disagreed that living areas should be separated by gender. Approximately 80 percent of the males disagreed that dormitory/barracks should be separated by gender. Respondents also provided numerous written comments on physically separated housing that are described later in the report.

Understanding of Sexual Harassment, Assault and Related Services

We also asked Cadets/midshipmen about various factors related to sexual harassment and sexual assault, including avoiding risky situations, reporting incidents, obtaining care, counseling and legal services, and the responsibilities of law enforcement and the chain of command in handling sexual assaults. Almost every female cadet/midshipman indicated understanding the difference between sexual harassment and sexual assault, and how to avoid situations that increase sexual assault risks. (We did not define the terms and only measured the stated understanding levels.) On average, approximately 55 percent of female USNA midshipmen understood: “[t]he services that your Academy’s legal office can provide to a victim in response to sexual assault”; “[t]he general responsibilities of law enforcement and criminal investigative agencies in response to sexual assaults”; and, “[t]he role of the chain of command in handling sexual assaults.” This proportion was significantly less than female USAFA and USMA cadets. The understanding levels for all male cadet/midshipman respondents were similar to the overall female levels.

See Tables A.5. and A.6. in Appendix A for details.

Effectiveness of Academy Military Leaders

We asked cadets/midshipmen questions to identify the extent to which current cadet/midshipmen leaders and commissioned officers (Tactical Officers, Air Officers Commanding, and Company Officers) at their Academy, exhibited certain leadership behavior. Generally, both male and female cadets/midshipmen indicated the more senior the leader (cadet/midshipman/commissioned officer), the more the leader created a climate where sexual assault was not tolerated. Comparative proportions for sexual harassment were similar, but lower.

See Tables A.7. and A.8. in Appendix A for details.

Effectiveness of Senior Leaders and Faculty

We asked cadets/midshipmen questions to identify the extent to which senior leaders (Superintendent, Commandant of Cadets/Midshipmen, Vice Commandant, and Dean of Faculty) at their academies exhibited certain leadership behavior. Both male and female cadets/midshipmen indicated the lowest levels in answering whether senior leaders “[t]reat subordinate cadets/midshipmen fairly regardless of gender.” By academy, female ratings ranged from 70.9 percent to 78.9 percent, and male ratings ranged from 68.1 percent to 73.9 percent. In that same series of questions, we asked about the extent that

¹⁴ Memorandum for the Service Secretaries, Subject: “Statutory Tools for Suppressing Sexual Misconduct at Service Academies,” October 31, 2003.

faculty members at the three academies exhibited the same leadership attributes. Both male and female midshipmen rated the USNA faculty substantially lower in each category than USAFA and USMA male and female cadets rated their respective faculty.

See Tables A.9. and A.10. in Appendix A for details.

Willingness to Confront and Report Sexual Harassment and Sexual Assault

We asked cadets and midshipmen, based on behavior they had observed, to indicate the extent cadets/midshipmen at their academy would be willing to “[C]ONFRONT other cadets/midshipmen who engage in sexual HARASSMENT, including inappropriate comments and actions”; “[R]EPORT other cadets/midshipmen who continue to engage in sexual HARASSMENT after having been previously confronted”; and “[R]EPORT other cadets/midshipmen who commit sexual ASSAULT.”

Female Respondents. A higher percentage of USAFA female respondents indicated a cadet willingness to: “[C]ONFRONT other cadets who engage in sexual HARASSMENT, including inappropriate comments and actions”; “[R]EPORT other cadets/midshipmen who continue to engage in sexual HARASSMENT after having been previously confronted”; and “[R]EPORT other cadets/midshipmen who commit sexual ASSAULT,” than did USMA and USNA female respondents. A total of 37.5 percent of USAFA female respondents indicated they would be willing to “[C]ONFRONT other cadets who engage in sexual HARASSMENT, including inappropriate comments and actions.” Twenty one percent and 17 percent, respectively, of USMA and USNA female respondents indicated such willingness. Approximately 20 percent of USMA and 15 percent of USNA female respondents indicated cadets/midshipmen would be willing to “[R]EPORT other cadets/midshipmen who continue to engage in sexual HARASSMENT after having been previously confronted,” as compared with 33.7 percent for USAFA female respondents. Only 28.4 percent of USNA female respondents and 36.6 percent of USMA female respondents indicated cadets/midshipmen would be willing to “[R]EPORT other cadets/midshipmen who commit sexual ASSAULT,” as compared with 53.9 percentage for USAFA female respondents.

Male Respondents. A much lower percentage of male respondents at USNA than at USAFA and USMA indicated cadets/midshipmen would be willing to “[C]ONFRONT other cadets/midshipmen who engage in sexual HARASSMENT, including inappropriate comments and actions”; “[R]EPORT other cadets/midshipmen who continue to engage in sexual HARASSMENT after having been previously confronted”; and “[R]EPORT other cadets/midshipmen who commit sexual ASSAULT.” Only 34.5 percent of USNA male respondents indicated midshipmen would be willing to “[C]ONFRONT other cadets/midshipmen who engage in sexual HARASSMENT, including inappropriate comments and actions.” This proportion compares to 51 percent and 46 percent, respectively, for USAFA and USMA male respondents. Approximately 52 percent of male USAFA respondents, 50 percent of male USMA respondents, and 34.5 percent of male USNA respondents indicated cadets/midshipmen would be willing to “[R]EPORT other cadets/midshipmen who continue to engage in sexual HARASSMENT after having been previously confronted.” Approximately 73 percent of male USAFA respondents, 68 percent of male USMA respondents, and 58 percent of male USNA respondents indicated cadets/midshipmen would be willing to “[R]EPORT other cadets/midshipmen who commit sexual ASSAULT.”

See Tables A.11. and A.12. in Appendix A for details.

Personal Loyalties, Barriers to Reporting, and Fraudulent Reporting

We asked cadets/midshipmen the extent they think cadets/midshipmen at their academy: (1) “[a]llow personal loyalties to affect reporting of sexual ASSAULT,” (2) “[d]o not report sexual assault out of concern they or others will be punished for infractions, such as fraternization or underage drinking,” and (3) “[c]onsider fraudulent reporting of sexual assault incidents to be a problem at the Academy.”

The purpose of this question was to obtain the cadets’/midshipmen’s opinion about how common fraudulent reporting was at their academy. Because the results were more than we expected, we consider it possible victims and non-victims may have understood the question differently, but we can not know for sure. Also, the male victim respondents were a much smaller number in relation to the male survey sample population.

The detailed reports by academy and gender reflect breakdowns by class year of graduation.

Female Respondents. Approximately 29 percent of female USAFA respondents, 35 percent of female USMA respondents, and 40 percent of USNA respondents believe that cadets/midshipmen at their academies “[a]llow personal loyalties to affect reporting of sexual ASSAULT.” Higher percentages of USMA and USNA female respondents (52.4 percent and 49.5 percent, respectively) than USAFA female respondents (32.9 percent) believe that cadets/midshipmen “[d]o NOT report sexual ASSAULT out of concern they or others will be punished for infractions, such as fraternization or underage drinking.” Approximately 78 percent of female USAFA respondents, 77 percent of female USNA respondents, and 65 percent of female USMA respondents “[c]onsider fraudulent reporting of sexual ASSAULT incidents to be a problem at the Academy.”¹⁵

Male Respondents. Approximately 22 percent of male USNA respondents, 18 percent of male USAFA respondents, and 17 percent of male USMA respondents believe that cadets/midshipmen “[a]llow personal loyalties to affect reporting of sexual ASSAULT.” Further, approximately 29 percent of male USNA respondents, 22 percent of male USMA respondents, and 21 percent of male USAFA respondents believe that cadets/midshipmen “[d]o NOT report sexual ASSAULT out of concern they or others will be punished for infractions, such as fraternization or underage drinking.” Finally, approximately 81 percent of male USAFA respondents, 76 percent of male USNA respondents, and 60 percent of male USAFA respondents “[c]onsider fraudulent reporting of sexual ASSAULT incidents to be a problem at the Academy.” (See Footnote 15. Also, the number of male victims was small in relation to the total number of male respondents.)

See Tables A.13. and A.14. in Appendix A for details.

Willingness to Report to Various Agencies

We asked cadets/midshipmen whether they would be willing to report a personal sexual assault to various positions or agencies.

¹⁵ This survey question was intended to produce responses that would enable us to gauge cadet/midshipman opinions on the extent to which fraudulent sexual assault reporting is common at the academies. The results produced higher victim proportions than expected, indicating a possibility that victims and non-victims understood the question differently, or applied interpretations to the question that were not intended.

Female Respondents. At both USAFA and USMA, female respondents were most willing to report to academy chaplain/clergy, while at USNA female midshipmen were most willing to report to a peer resource (SAVI Guide). The second highest for USAFA and USMA females was installation medical personnel, while USNA females chose SAVI advocate/coordinator.

Male Respondents. Male cadets and midshipmen most frequently chose Academy Chaplain/Clergy. The second highest choice for USAFA males was installation medical personnel, USMA males chose “faculty member, coaches, or academy staff not in chain of command,” and USNA males selected peer resource (SAVI Guide).

See Tables A.15. and A.16. in Appendix A for details.

Sexual Harassment

We asked cadets and midshipmen about sexual talk and/or behavior that were both uninvited and unwanted, and in which they did not participate willingly. They were asked “SINCE JUNE OF 2003, how frequently have you been in situations where persons assigned to your Academy (i.e., cadets/midshipmen and/or other military or civilian personnel working at your Academy),” (emphasis in original) followed by a series of behaviors, including:

- “Repeatedly told stories or jokes of a sexual nature that were offensive to you”;
- “Made unwelcome attempts to draw you into a discussion of sexual matters (for example, attempted to discuss or comment on your sex life)”;
- “Made offensive remarks about your appearance, body, or sexual activities”;
- “Made gestures or used body language of a sexual nature that embarrassed or offended you”;
- “Made unwanted attempts to establish a romantic sexual relationship with you despite your efforts to discourage it”;
- “Continued to ask you for dates, drinks, dinner, etc., even though you said “No”;
- “Made you feel like you were being bribed with some sort of reward or special treatment to engage in sexual behavior”;
- “Made you feel threatened with some sort of retaliation for not being sexually cooperative (for example, by mentioning an upcoming review or evaluation)”;
- “Touched you in a way that made you feel uncomfortable;”
- “Treated you badly for refusing to have sex;” and
- “Implied better assignments or better treatment if you were sexually cooperative.”

Respondents were asked to indicate the frequency they experienced these behaviors. The possible answers were: never, once or twice, several times, often, or very often. The most frequent behavior female cadets and midshipmen experienced often or very often was “[r]epeatedly told stories or jokes of a sexual nature that were offensive to you”—approximately 23 percent (USNA), 21 percent (USMA) and 10 percent (USAFA). The rates at which male cadets/midshipmen experienced such behavior was much less (five percent at each academy). Female respondents also experienced “. . . offensive

remarks about your appearance, body or sexual activities” often or very often—approximately 15 percent (USMA and USNA) and 6 percent (USAFA).

See Tables A.17. and A.18. in Appendix A for details.

Both female and male responses indicated that several behaviors never or very seldom occur at all three academies. These behaviors include:

- “Made you feel like you were being bribed with some sort of reward or special treatment to engage in sexual behavior”;
- “Made you feel threatened with some sort of retaliation for not being sexually cooperative (for example, by mentioning an upcoming review or evaluation)”;
- “Treated you badly for refusing to have sex”; and,
- “Implied better assignments or better treatment if you were sexually cooperative.”

The behavior that most cadets and midshipmen (both genders) appear to experience is, “[t]ouched you in a way that made you feel uncomfortable.” On average, only approximately 4 percent of male respondents and 21 percent of female respondents indicated they never experienced this behavior.

See Tables A.19. and A.20. in Appendix A for details.

We also asked cadets and midshipmen whether they considered the behaviors they marked as happening to them as constituting sexual harassment. Tables 7 and 8 reflect the responses.

**Table 7. Female Responses
Behaviors Considered Sexual Harassment**

Behavior	USAFA	USMA	USNA
None were sexual harassment	37.4%	34.6%	33.7%
Some were sexual harassment	26.8%	39.8%	40.2%
Most were sexual harassment	8.0%	7.7%	9.7%
All were sexual harassment	7.5%	8.3%	6.7%
Does not apply	19.6%	9.5%	9.4%

**Table 8. Male Responses
Behaviors Considered Sexual Harassment**

	USAFA	USMA	USNA
None were sexual harassment	39.3%	45.8%	38.4%
Some were sexual harassment	8.3%	6.2%	8.0%
Most were sexual harassment	1.8%	1.6%	1.2%
All were sexual harassment	3.2%	1.7%	2.4%
Does not apply	46.7%	43.9%	49.3%

Sexual Assault

We asked the respondents to answer “yes” or “no” to the following question: “[S]ince becoming a cadet/midshipman, has someone done any of the following to you without your consent and against your will?” The answer choices included:

- “Touched, stroked, or fondled your private parts”
- “Physically attempted to have sexual intercourse with you, but was not successful”
- “Physically attempted to have oral or anal sex with you, but was not successful”
- “Had sexual intercourse with you”
- “Had oral sex with you”
- “Had anal sex with you”

These choices describe criminal conduct actions that are punishable under punitive articles in the Uniform Code of Military Justice (UCMJ), and that are associated with UCMJ sexual assault offenses specified in Article 134 (Indecent Assault), Article 125 (Nonconsensual Sodomy), Article 120 (Rape), and Article 88 (Attempts). Respondents who answered “yes,” were instructed to answer 14 additional questions regarding each incident, for up to 4 incidents. Respondents who answered “no” were not given an opportunity to answer questions regarding sexual assault incidents.

Female respondents. A total of 262 female respondents (USAFA--79, USMA--100, and USNA--83) answered “yes” to the question and indicated 302 total incidents.

- 278 incidents occurred between 1999 and 2004--24 incidents occurred on unknown dates
- 34 respondents indicated experiencing more than one incident
- 176 of the 302 incidents (58.3 percent) involved touching, stroking, or fondling private parts¹⁶
- 171 incidents (56.6 percent) occurred on the installation in the dormitory/barracks
- 266 of 290 offenders (92 percent) were other cadets or midshipmen

Male respondents. A total of 54 male respondents (12--USAFA, 16--USMA, and 26--USNA) reported 55 incidents between 1999 and 2004 (one USNA respondent reported two incidents).

- 40 of the 55 incidents (72.7 percent) involved touching, stroking, or fondling private parts¹⁷
- 32 incidents (58.2 percent) occurred on the installation in the dormitory/barracks

¹⁶ The respondents were instructed to check all behaviors that applied to each incident. Therefore, the number of behaviors indicated may exceed the total incidents identified.

¹⁷ The respondents were instructed to check all behaviors that applied for each incident. Therefore, the number of behaviors indicated may exceed the total incidents listed

- 41 of 47 identified offenders (87.2 percent) were other cadets or midshipmen

See Tables A.21. and A.22. in Appendix A for details.

Other questions to respondents who indicated sexual assaults included: “[t]o which authorities, if any, was this incident reported”; “[d]id anyone in a position of authority retaliate against you for reporting this incident,” and if so who; and did you “experience . . . any . . . OTHER repercussions for reporting this incident?”

Reporting of Sexual Assault Incidents

Female Respondents. Of the 302 sexual assault incidents indicated by female respondents:

- 39 incidents (12.7 percent) were reported to the Officer/NCO chain of command;
- 24 incidents (7.8 percent) were reported to Military Criminal Investigative Organizations (i.e., AFOSI, CID, or NCIS);
- 20 incidents (6.5 percent) were reported to Academy Counseling and Development Center, and
- 18 incidents (5.9 percent) were reported to Academy Chaplain/Clergy.
- 206 incidents (67.1 percent) were not reported to authorities.

Male respondents. Of the 55 sexual assault incidents indicated by male respondents:

- 42 (76.4 percent) were not reported to authorities—”other comments” from 5 respondents indicated the incidents were not serious enough to report;
- 2 (3.6 percent) were reported to Officer/NCO chain of command (AOC, MTL, TAC, Co. Officer, SEL);
- 2 (3.6 percent) were reported to academy chaplain/clergy;
- 7 (1 each—1.8 percent) reported to (1) Academy staff and faculty member (not in chain of command), (2) person in cadet chain of command, (3) a peer resource, (4) a SAVI Advocate/Coordinator, (5) installation medical personnel, (6) Criminal Investigative Organization (AFOSI, USCIDC, or NCIS); and (7) civilian law enforcement agency.

See Appendix A, Table A.23 and Table A.24 for further details.

Reprisal for Reporting Sexual Assaults

We asked those cadets/midshipmen who answered, “yes” to the question about experiencing sexual behavior “against your will and without your consent,” whether anyone in a position of authority retaliated against them for reporting an incident. Retaliation was defined as “unwarranted punishment, demotion, or withholding a favorable duty position.”

Female Respondents. A total of 10 female respondents indicated they experienced 22 instances of retaliation from an authority figure for reporting 11 sexual assault incidents

(USAFA 5, USMA 4, USNA 2).¹⁸ Table 9 reflects the authority figures that female respondents indicated retaliated against them for reporting a sexual assault incident. The respondents were instructed to “check all that apply.” Therefore the number of individuals indicated in Table 9 exceeds the number of incidents.

Table 9. Female Respondents - Reprisal by Academy Officials

	USAFA	USMA	USNA	Totals
Cadet in my chain of command	2	2	0	4
Upperclassmen NOT in my chain of command	3	3	0	6
Commissioned Officer in my chain of command	2	3	0	5
Other Academy staff or faculty	1	3	2	6
Service officials outside your Academy	0	1	0	1
Totals	8	12	2	22

Male Respondents. One USMA male cadet indicated experiencing reprisal for reporting a sexual assault incident. The same respondent indicated having experienced ostracism, harassment, or ridicule.

In addition to the 1 male cadet, 31 female respondents reported experiencing repercussions from cadets/midshipmen NOT in their chain of command, and 13 instances from cadets/midshipmen within their chain of command. A total of three respondents reported repercussions from academy staff or faculty members. A total of eight respondents reported “other significant repercussions.” Table 10 reflects the responses of female cadets/midshipmen indicating they experienced other repercussions for reporting an incident of sexual assault. Respondents were instructed to check all answers that applied to each incident.

Table 10. Female Respondents - Other Repercussions Experienced

Type of Repercussions	USAFA	USMA	USNA	Total
Ostracism, harassment, or ridicule from other cadets/midshipmen NOT in chain of command	13	8	10	31
Ostracism, harassment, or ridicule from other cadets/midshipmen in chain of command	5	3	5	13
Ostracism, harassment, or ridicule from Academy staff or faculty members	0	2	1	3
*Other significant repercussions¹⁹	2	5	1	8
Did not experience other repercussions	12	14	9	35
Total	32	32	26	90

Criminal Investigations

We asked the respondents. “[d]id a military criminal investigative organization (AFOSI, USACIDC or NCIS) or a civilian law enforcement agency conduct a criminal investigation?” The female respondents indicated 29 incidents (39.2 percent) were investigated, 39 incidents (52.7 percent) were not investigated, and the respondents did

¹⁸ One USAFA female respondent indicated experiencing retaliation for reporting two sexual assault incidents.

¹⁹ “Others” is explained in detail in the body of the report.

not know if 6 incidents (8.1 percent) were investigated. Except for one respondent who did not know, male respondents indicated their incidents were not investigated.

We also asked the respondents why a criminal investigation was not conducted. Female respondents indicated that criminal investigations were not conducted in 27 incidents (36.5 percent) because they did not report the incidents to law enforcement officials. Seven female respondents (9.5 percent) indicated they declined to cooperate with an investigation. Four female respondents did not know why a criminal investigation was not conducted. Male respondents indicated that criminal investigations were not conducted because the incidents were not reported to law enforcement officials.

Reasons for Not Reporting Sexual Assault

Recognizing that individuals have many reasons for not reporting a sexual assault, we asked the respondents that experienced sexual assault behavior to choose the reasons most important to them when deciding not to report to authorities. Fear of ostracism, harassment, or peer ridicule was among the top three choices at only one academy. Table 11 reflects the top 3 reasons, by academy, for female cadets/midshipmen not reporting sexual assaults.

**Table 11. Female Respondents
Top Reasons for not Reporting Sexual Assaults**

Reason for Not Reporting	USAFA		USMA		USNA		Total	
	No.	%	No.	%	No.	%	No.	%
Handled it myself	33	33.7	46	33.6	39	35.1	118	34.1
Shame/embarrassment	30	30.6	47	34.3	36	32.4	113	32.7
Thought I could deal with it myself	35	35.7			36	32.4	71	20.5
Feared ostracism, harassment, or peer ridicule			44	32.1			44	12.7
Total	98	100.0	137	100.0	111	100.0	346	100.0

Table 12 reflects the top 3 reasons, by academy, for male respondents not reporting.

**Table 12. Male Respondents
Top Reasons for not Reporting Sexual Assaults**

Reason for Not Reporting	USAFA		USMA		USNA		Total	
	No.	%	No.	%	No.	%	No.	%
Not serious enough to report	8	44.4	5	25.0	9	42.9	22	37.3
Handled it myself	6	33.3	5	25.0	8	38.1	19	32.2
Feared public disclosure of the assault			10	50.0			10	17.0
Feared people would not believe me					4	19.0	4	6.8
Thought I could deal with it myself	4	22.2					4	6.8
Total	18	100.0	20	100.0	21	100.0	59	100.0

The answer choices “I handled it myself” and “I thought I could deal with it myself,” are similar. A total of 13 female USAFA respondents, 19 female USNA respondents, and 3 male USAFA respondents selected both answer choices as reasons for not reporting sexual assaults.

Written Comments

The survey included five questions affording respondents an opportunity to provide written comments. These questions were:

- “Would you be willing to report a personal experience of sexual assault to the following individuals/agencies?”
- “To which authorities, if any, was this incident reported?”
- “Please indicate if you experienced any of the following OTHER repercussions for reporting this incident”
- “If you did not report this incident to MILITARY OR ACADEMY AUTHORITIES, please indicate the reasons that were the MOST IMPORTANT to you when you decided NOT to report?”
- “How satisfied were you with how the following individuals/agencies handled this incident? If you were NOT satisfied with any of the above, please explain why”:

The final four questions repeated as loops if a respondent indicated more than one sexual assault. We received 785 comments in response to these questions. Appendix A, Table 25 details the number of comments by question, academy and gender. Where applicable, the comments are included in the sections of the report that are specific to each academy.

The survey (Part V) also afforded respondents an opportunity to provide “general” comments regarding anything they desired in relation to the survey. We received 1,815 “general” comments, 221 from USAFA females, 182 from USMA females, 300 from USNA females, 404 from USAFA males, 278 from USMA males, and 430 from USNA males. These comments were categorized, based on content, and the following 12 categories were identified: Sexual Harassment Climate; Academy Leaders; Agenda for Change; Sexual Assault Climate; Academy Culture/Climate; Honor Code; Gender segregation in the dormitory/barracks; Gender issues; Training; Victim Witness Assistance Programs; Improve Assessment Process of Potential Cadets; Alcohol; and Other. Appendix A, Table A.26, details the number of comments by category, academy and gender. Because some comments relate to more than one category, the resulting aggregate numbers may exceed the total comments reported above.

Within each report section by academy and gender, where appropriate, we included respondent written comments to provide context to survey question data. We also included an analysis of the comments (specific to each academy) in each section addressing a particular academy and gender. The respondent comments included in the report are generally verbatim. However, we performed limited editing as necessary to ensure respondent anonymity and remove potentially hurtful language.

TABLE OF CONTENTS

Executive Summary	i
The Survey	ii
Demographics	ii
Values	iii
Academy Climate.....	vi
Written Comments	xviii
I. Background.....	1
II. Methodology	2
A. Objectives.....	2
B. The Survey Instrument	2
Development.....	2
Refinement.....	3
C. Respondent Population.....	3
D. Survey Administration.....	5
E. The Data Set	6
Format.....	6
Data Loss	6
Cleaning.....	7
Written Comments	8
Reliability of Data.....	9
Research Limitations	10
III. USAFA Female Survey Results.....	13
A. Values	13
B. Academy Climate	17
C. Sexual Assault Incidents at the Academy	33
D. General Comments	47
IV. USAFA Male Survey Results	51
A. Values	51
B. Academy Climate	55
C. Sexual Assault Incidents at the Academy	71
D. General Comments	75
V. USMA Female Survey Results	79
A. Values	79
B. Academy Climate	83
C. Sexual Assault Incidents at the Academy	100
D. General Comments	111
VI. USMA Male Survey Results.....	113
A. Values	113
B. Academy Climate	117
C. Sexual Assault Incidents at the Academy	132
D. General Comments	137
VII. USNA Female Survey Results.....	139
A. Values	139
B. Academy Climate	143

C.	Sexual Assault Incidents at the Academy	160
D.	General Comments	173
VIII.	USNA Male Survey Results	177
A.	Values	177
B.	Academy Climate	182
C.	Sexual Assault Incidents at the Academy	197
D.	General Comments	202
	Appendix A. Side-by-Side Tables.....	A-1
	Appendix B. Survey Proctor Statement.....	B-1
	Appendix C. Categories for Comment Analysis	C-1
	Appendix D.1 – USAFA Female Survey Results	D-1
	Appendix D.2 – USAFA Male Survey Results	D-2
	Appendix D.3 – USMA Female Survey Results	D-3
	Appendix D.4 – USMA Male Survey Results.....	D-4
	Appendix D.5 – USNA Female Survey Results.....	D-5
	Appendix D.6 – USNA Male Survey Results.....	D-6
	Appendix E. Report Distribution.....	E-1

I. Background

During the period April 16, 2003 to December 3, 2004, based on requests from the Senate Governmental Affairs Committee and the Senate Armed Services Committee, the Department of Defense Inspector General conducted the “Evaluation of Sexual Assault, Reprisal, and Related Leadership Challenges at the United States Air Force Academy.” This evaluation included an assessment of root cause(s) of sexual assaults at the Air Force Academy with suggested remedies. Additionally, the evaluation included a May 2003 survey of all available United States Air Force Academy (USAFA) female cadets to determine the scope of recent sexual assault incidents and to assess the perceptions of female cadets concerning the academy’s response to sexual assault (including factors such as reasons for not reporting, likelihood of reprisal/ostracism for reporting assault, personal safety on campus, cadet perceptions of the command’s handling of sexual assault, and cadet perceptions of sexual assault support and training programs).²⁰

In light of the legislation establishing the “Defense Task Force on Sexual Harassment and Violence at the Military Service Academies,” and the requirement for an “Annual Assessment” during Service Academy program years 2004 through 2008, in coordination with the Secretary of Defense and the Superintendents of the Service Academies, the Inspector General refined the initial survey conducted at the USAFA to provide more refined information on sexual assaults.

The Department of Defense Inspector General survey team administered the survey during the period March 29 through April 30, 2004, on-site to male and female cadets and midshipmen at USAFA, the U.S. Military Academy (USMA), and the U.S. Naval Academy (USNA). We administered the web-based survey, using stand-alone computer networks controlled by the survey team to assure anonymity to the participants.

This report provides detailed information on the survey’s results at the three academies by gender. We did not intend to compare the results and draw conclusions from academy to academy. However, side-by-side tables are provided for an overview of how respondents from each academy answered questions. (See Appendix A for details.) We did not compare female and male results. The females were surveyed using a census method while males were surveyed using a random sample. In most instances, unless otherwise indicated, male results are expressed in terms of a percentage of the male respondent populations’ answers to each question, not as a projection of an academy’s entire male population. The report provides detailed results of how respondents by gender answered questions and, where appropriate, provides responses by class year of graduation, and comparisons of how victims of sexual assault answered questions and how non-victims responded. The report provides details of female results followed by male results at USAFA, USMA, and USNA, respectively. We have also attached as appendixes, copies of the survey for each academy and copies of tables for each gender reflecting the frequency of respondents’ answers. See appendixes D.1 through D.6 for details.

²⁰ The results of that survey were published on September 11, 2003; See <http://www.dodig.osd.mil/Inspections/IPO/evalreports.htm> and link to “Report on the United States Air Force Academy Sexual Assault Survey (09/11/03)”.

II. Methodology

A. Objectives

The survey was designed as an independent and objective survey to quantify the scope of sexual assault and related leadership challenges at each of the Service Academies. The resulting data will help construct systemic recommendations for Military Department leaders to eliminate sexual misconduct and, thereby, advance good order and discipline, leadership, and character development at the three Service Academies. The primary objectives were to:

- Determine the scope of sexual assaults to include rape.
- Assess the effectiveness of academy leadership/command climate in shaping cadet/midshipmen behavior,²¹ particularly in eradicating sexual misconduct. Focusing on how well academy leaders:
 - educate on standards of conduct (i.e., sexual misconduct won't be tolerated);
 - implement effective processes for reporting sexual misconduct;
 - effectively handle misconduct/maintain discipline; and,
 - set personal examples.

The secondary objective of the survey was to gather information regarding the cadets' and midshipmen understanding of core values and their commitment to moral and ethical values.

B. The Survey Instrument

Development

The majority of the survey questions (70 percent) support the primary objectives. The remaining 30 percent support the secondary objective.²²

We conducted beta testing of the survey instrument with USAFA and USMA male and female cadets. (See the "Refinement" section for details.) USNA declined to participate in the beta test.

²¹ "Research on sexual misconduct in the workplace has empirically demonstrated that leadership/climate drive this issue. Research indicates that where people report their organizations have low levels of sexual misconduct, they also report that their leaders and organizations take the issue seriously, people at all levels demonstrate commitment to eradicate sexual misconduct, processes for making complaints are widely promulgated and understood, people who get caught doing something wrong are punished, etc." (Quote from DMDC memorandum dated October 29, 2003).

²² In DMDC's review of our draft survey, they stated, "the survey contains an excessive number of items on moral/ethical development. The focus on sexual assault and moral/ethical development is at the expense of items on the overall experience of sexual harassment and leadership/climate. If DMDC were conducting this research, we would dramatically expand the coverage of leadership and climate."

Refinement

We provided the draft survey to the Service Academies for discussion. The survey needed to make distinctions in terminology that are service specific (such as cadet, versus midshipman) so as not to alienate any participants. The Services provided valuable feedback, which allowed us to enhance the survey and make it applicable to each academy.²³ Functional testing was conducted in-house using our own personnel not involved in survey development. Those personnel provided input regarding readability, understanding, structure, and the flow of the survey questionnaire.

Through coordination with USAFA and USMA, we identified eight female cadets and eight male cadets to participate in a survey beta test. Those selected to participate, represented two female and two male cadets from each class year at both academies. Participation included post-survey “focus group” sessions to discuss and refine the survey instrument. We conducted beta testing at USMA on March 4, 2004, and at USAFA on March 12, 2004. A total of two sessions were held at each academy. The first session was for females (seven of the eight pre-selected females participated in the beta test) and the second session was for males (seven of the eight pre-selected males participated.) On March 12, 2004, 2 sessions were held at USAFA. The first session was for females (eight pre-selected females participated in the beta test) and the second session was for males (eight pre-selected males participated in the beta test).

After briefing the participants on the beta test process, we administered the survey. We read the proctor statement to the beta test group and provided them with unique codes to access and complete the on-line survey. Following the beta test, the team reviewed the survey instrument with the test group. We considered their comments and suggestions and adjusted the survey instrument, software, and hardware to incorporate their feedback. The beta test participants were excused from the final survey population at the request of the academies.

C. Respondent Population

We administered the survey at to a census of available female cadets and midshipmen, and to a random sample of male cadets and midshipmen.²⁴

a. **Female Cadet/Midshipman Respondent Accountability.** The female cadet/midshipman population at all 3 academies at the time of the survey was 1,971. Of that total, 1,936 participated²⁵ in the survey, resulting in 1,906 responses²⁶. Several individuals were excused from participating, which we accounted for by academy as follows:

²³ USAFA, USMA and, USNA provided input which allowed OIG to develop individual questions to accommodate academy or service specific jargon, such as “hotline” and “helpline” or AOC, TAC, Co Officer, and SAVI vs. CASIE .

²⁴ The random sample of males was structured to enable a statistical projection of male respondents at the 95 percent confidence level by class year.

²⁵ Some cadets/midshipmen were unable to participate for various acceptable reasons, including convalescent leave, separation from the academy, and being international exchange students. The remaining 1,936 participated, with 1, 906 responding to the survey.

²⁶ Cadets/midshipmen were required to sign-in and receive a pre-survey briefing. After the briefing, they were directed to the survey room. Some cadets/midshipmen decided to not take the survey.

(1) US Air Force Academy: There were a total of 685 female cadets scheduled to participate in the survey. Of those scheduled, 12 were excused for the following reasons: A total of 8 cadets participated in the survey beta-test, 1 was on convalescent leave, 1 had disenrolled, 1 had voluntarily departed the academy, and 1 was an exchange student in Germany. A total of 673 participated and there were 653 responses.²⁷

(2) US Military Academy: There were a total of 616 female cadets scheduled to participate in the survey. Of those scheduled, 14 were excused for the following reasons: 7 cadets participated in the survey beta-test, 4 resigned, 1 was on medical leave, 1 was an international student, and 1 was on medical turnback. A total of 602 participated and there were 601 responses.

(3) US Naval Academy: There were a total of 670 female midshipmen scheduled to participate in the survey. Of those scheduled, 9 were excused for the following reasons: 5 were international students, 2 had separated, and 2 declined to participate. A total of 661 participated and there were 652 responses.

b. Male Cadet/Midshipman Respondent Accountability. From a total of 10,408 male cadets and midshipman at the Service Academies, we selected a stratified random sample of 3,202 to participate in the survey. Of that total, 3,191 male cadets and midshipmen participated in the survey,²⁸ resulting in 3,107 usable records.²⁹ Several individuals were excused from participating, which we accounted for by academy as follows:

(1) US Air Force Academy: There were a total of 1,052 male cadets selected to participate in the survey. Of those selected, four were excused for the following reasons: one was on convalescent leave, one was traveling on temporary duty, one medical turnback, and one had out processed (left) the academy. We allowed two male cadets that were not part of the random sample group to participate in the survey³⁰. A total of 1,048 participated and there were 992 responses included in our study

(2) US Military Academy: There were a total of 1,069 male cadets selected to participate in the survey. Of those selected, all participated in the survey. We allowed two male cadets that were not part of the random sample group to participate in the survey. There were 1,069 responses included in our study.

(3) US Naval Academy: There were a total of 1,081 male midshipmen selected to participate in the survey. Of those selected, seven were excused for the following reasons: two were on convalescent leave, three were not US citizens, and one midshipman had resigned. We allowed one male midshipman that was not part of the

²⁷ A respondent “participated” by signing in, drawing an access code randomly from a bucket, and listening to the survey introduction briefing. Not all respondents who “participated” completed the survey.

²⁸ The samples drawn included cadets/midshipmen unable to participate for various acceptable reasons, including convalescent leave, separation from the academy, and participation in the beta test of the survey. The remaining 3,191 participated, with 3,107 responses to the survey.

²⁹ Cadets/midshipmen were required to sign-in and receive a pre-survey briefing. After the briefing, they were directed to the survey room. Some cadets/midshipmen decided to not take the survey and they were not persuaded further to participate.

³⁰ There were males from USAFA, USMA, and USNA who asked to take the survey who were not part of the sample. These males were allowed to draw an access code (which identified them as “walk-ins”) and take the survey. Their survey responses were analyzed by the team, but not included in the report.

random sample group to participate in the survey. A total of 1,074 participated; and there were 1,046 responses included in our study.

Tables 13 and 14 contain a breakdown of the female and male cadets/midshipmen by class year of graduation that participated in the survey.

Table 13. Female Cadet/Midshipman Respondents by Class Year of Graduation

Class Year	USAFA	USMA	USNA
2004	137	150	150
2005	156	143	148
2006	169	146	164
2007	190	160	190
Missing data ³¹	1	2	0
Total	653	601	652

Table 14. Male Cadet/Midshipman Respondents by Class Year of Graduation

Class Year	USAFA	USMA	USNA
2004	246	262	256
2005	231	263	259
2006	244	263	265
2007	268	279	266
Missing data ³²	3	2	0
Total	992	1069	1046

D. Survey Administration

During the period March 29 through April 30, 2004, the survey team administered the sexual assault survey at USMA, USNA and USAFA to all available female cadets and midshipmen and a stratified random sample of male cadets/midshipmen. The academies were scheduled to take the survey as follows:

- USAFA: April 19 - 30, 2004
- USMA: March 29 – April 9, 2004
- USNA: April 5-8 and 12 – 16, 2004

The following describes the relationships among the cadet/midshipman populations, those chosen to participate, those who did participate and the survey responses they provided.

Cadets/Midshipmen were required to report to the survey location during scheduled time slots to receive a briefing and take the survey. As cadets/midshipmen arrived, they reported to a survey team member outside the briefing room. A survey team

³¹ “Missing Data” reflects the data from respondents who did not identify their class year when asked in the survey.

³² “Missing Data” reflects the data from respondents who did not identify their class year when asked in the survey.

representative checked the student's name off a student roster, and allowed each cadet/midshipmen to randomly draw an access code from a container.

Using the established proctor statement (see Appendix B for details),³³ a team member briefed the cadets on: the purpose of the survey, its importance as a research tool; the importance of their honest participation; and the anonymity of their responses, with emphasis on the latter.³⁴ The team member also provided instructions regarding the on-line survey and explained that a team member would be available if anyone wanted a private interview. Participants were directed to computer labs, and allowed to sit wherever they desired. As each cadet completed the survey and departed the computer lab, they were met by a survey team member who made a quick visual assessment regarding the participant's demeanor to determine whether they appeared upset, and should be offered assistance. Each participant was provided with written contact information for the OIG DoD survey team, and for the Defense Hotline in the event they wanted to provide additional information regarding sexual assault or related matters, and the location and means to contact available counseling services for the survey taker.

To further assure information security and anonymity, the Department of Defense Inspector General contracted for stand-alone computer networks for survey administration. All data was collected on an Inspector General computer server, located in the survey room. Survey data was backed-up regularly on compact disks and thumb drives to enhance data integrity.

E. The Data Set

Format

The survey team collected cadet responses using an on-line survey instrument that saved each response to a data file on our computer server. The data was provided to the analysts in ASCII (*American Standard Code for Information Interchange*) text, in a format where data fields were separated by commas. OIG DoD Quantitative Management Division statisticians used Statistical Analysis System (SAS)® software to compute the results based on various parameters. OIG DoD computer technicians developed an Oracle® database for analysis of textual comment responses.

Data Loss

We experienced data loss in the first 55 USMA records collected.³⁵ Within that group, 7 female respondents answered, "yes" to question 19;³⁶ however, the incident data for

³³ We modified the Proctor Statement used to brief USAFA female participants to account for the participation of the upperclassmen in the May 2003 survey.

³⁴ To assure anonymity, participants were required to hand-select a unique eight-digit access code from a set of access codes that we randomly generated. The access code allowed them to logon and access the survey instrument. There were unique male and female codes.

³⁵ When we electronically collected the responses to the first 55 surveys at USMA, there was a software malfunction which caused either the data related to details of sexual assault incidents (question 20 A-N. through 23A.-N) to not be recorded, or caused those questions to be skipped. Seven of the 55 participants indicated by their responses that they had been sexually assaulted; however, their detail answers were not captured. It is possible that there may have been no responses for 20 A-N through 23 A-N for those seven records. Similar responses occurred (see Data Cleaning). The data available are insufficient to make any inferences or imputations.

questions 20 a-n through 23 a-n, was blank. The incident data breaks down by class year of graduation as follows: 2004 – 4 records, 2005 – 1 record, 2006 – 1 record, and 2007 - 1 record. This data loss does not effect survey questions 4 through 19, but it may slightly effect the reporting of sexual assault incident data. We treated these 7 records the same as other records where a respondent did not provide responses for a question about a sexual assault incident, by accounting for the missing response as “missing data” in corresponding frequency tables.

Cleaning

We determined a record was valid if it had a *valid* access code, and the respondent selected “yes” regarding US citizenship. The goal was to have 1 record per respondent with the best response data available. The first step in the data cleaning process was to eliminate any duplicate records, records from non-U.S. citizens,³⁷ or records without a valid access code. This eliminated all non-unique responses, and responses from participants that indicated they were not U.S. citizens. In some instances, we imputed missing data on academy and gender, based on the access codes used by the respondents.³⁸ Some records provided details on sexual assault incidents, but the answer for the general question on whether they ever experienced the listed behaviors (question 19) was blank, or “no.” In those instances, the record was imputed to reflect a “yes” response to question 19.

USAFA had 1 record with a valid access code and total non-response for the survey. The gender and academy was imputed for the record and the record was maintained. USAFA also had 5 access codes with duplicate records (each access code had 2 identical records associated with it for a total of 10 records). For each of the 5 access codes, only 1 record was retained for analysis. There were 2 records from male cadets who were not scheduled to take the survey and chose to “walk-in.” They were allowed to participate using a “walk-in” access code. Their information was maintained, but not analyzed in this report’s data set.

USMA had one record where the submitter was not a U.S. citizen with a total non-response; it was dropped from the data set. One access code had four identical records (three of which were dropped). Another access code had three identical records (two of which were dropped), and five access codes had duplicate records (the identical record was dropped). There were two records from individuals who were not scheduled to take the survey and chose to “walk-in.” They were allowed to take the survey with a “walk-in” access code. Their information was maintained, but not analyzed in this report’s data set.

USNA had five access codes which were total non-response; not U.S. citizen and were dropped from the data set. Nine access codes contained duplicate responses (the identical

³⁶ Question 19 asked “SINCE BECOMING A CADET/MIDSHIPMAN, has someone done any of the following to you WITHOUT YOUR CONCENT AND AGAINST YOUR WILL: (1) touched, stroked, or fondled your private parts, (2) physically attempted to have sexual intercourse with you, but was not successful, (3) physically attempted to have oral or anal sex with you, but was not successful, (4) Had sexual intercourse with you, (5) had oral sex with you, and (6) had anal sex with you?”

³⁷ This criteria was established to eliminate the possibility of foreign exchange students taking the survey. We did not know that non-U.S. citizens (e.g. permanent resident alien, etc.) were admitted to the academies as cadets and midshipmen. Future surveys should consider this.

³⁸ We were able to do this because we knew which groups of unique access codes were used for the various groups of participants by Academy and gender.

response was dropped from each), one access code had three identical records, all of which indicated they were submitted by non-U.S. citizens, and all three records were dropped. Four access codes did not identify the respondent's academy. The records were imputed to reflect USNA because the records were from the same file as all USNA records, and the time and date reflected coincided with USNA survey administration dates. Two records had invalid access codes ("MMM" and "XXXXX") and contained no response data. Another record had invalid access code "P" which had survey responses. All three of these records were deleted. Four access codes had total non-response and not U.S. citizen and these records were dropped from the data set.

The data set was also adjusted to reflect access codes, which answered "No" to question 19, yet provided data for question 20. The SAS system identified 58 records from the 3 academies that answered "No" to question 19, yet had data for the question 20 series questions. Since these records provided information regarding a sexual assault incident, the record was recoded "Yes" to question 19, to reflect that information. A breakdown by academy for this recoding is as follows:

- USAFA: A total of 18 records were identified and scrutinized, with 7 of those records recoded to reflect the answer "Yes" to question 19. Only those 7 records provided data for the follow-on questions 20A-20N. All of the records in question were female access codes.
- USMA: A total of 14 records were identified and scrutinized, with 7 of those records recoded to reflect the answer "Yes" to question 19. Of the 7 records, 4 were male access codes, and 3 were female access codes.
- USNA: A total of 26 records were identified and scrutinized, with 10 of those records recoded to reflect the answer "Yes" to question 19. Of the 10 records, 5 had male access codes, and 5 had female access codes.

Written Comments

The survey provided a total of five questions with an opportunity for respondents to provide written answers "other" than the choices provided. These questions included:

- 16.p. "Would you be willing to report a personal experience of sexual assault to the following individuals/agencies?"
- 20.f. "To which authorities, if any, was this incident reported?"
- 20.i. "Please indicate if you experienced any of the following OTHER repercussions for reporting this incident."
- 20.m. "If you did not report this incident to MILITARY OR ACADEMY AUTHORITIES, please indicate the reasons that were the MOST IMPORTANT to you when you decided NOT to report?"

- 20.n. “How satisfied were you with how the following individuals/agencies handled this incident? If you were NOT satisfied with any of the above, please explain why”:

Questions 20 f., i., m., and n., are sexual assault incident loop questions that repeat as 21, 22, and 23 f., i., m., and n., respectively, if respondents provided answers indicating more than one sexual assault incident. We received a total of 785 textual comments in response to these questions.

Of those questions, 2 (question 16.p and Part V comments) were available to all respondents, while the other fields were presented only to those who provided a “yes” response to question 19. Question 16.p. “other” (“Would you be willing to report a personal experience of sexual assault to the following individuals/agencies?”) netted 649 responses from all Service academies combined, with the number of responses from each academy/gender ranging from 80 to 122 responses each. The other opportunities to provide verbiage for an “other” response were minimally used (a total of 189 responses from all academies/genders). Part V of the survey allowed the respondents to provide other comments or insights regarding the issues raised. There were a total of 221 comments from USAFA females, 182 from USMA females, 300 from USNA females, 404 from USAFA males, 278 from USMA males, and 430 from USNA males.

We analyzed the textual comments using an Oracle[®] database organized by specific topics and categories. The categories included: Sexual Assault Climate, Academy Culture/Climate, Gender Segregation in the Dormitory/Barracks, Gender Issues, Training, Victim Assistance Programs, Improve Assessment Process of Potential Cadets, Alcohol and Other. All of these categories had subcategories and in some cases, sub-subcategories. The next step of analysis was to categorize the comments in each topic or category table. (See Appendix C for details.)

After categories were developed, the team analyzed the comments and selected all categories that applied. We then developed queries to further sort the comments based upon the different categories within each table.

Written comments are used throughout the report to provide context to the data results.

Reliability of Data

All surveys collected were included in our analysis, providing the access code was valid, and the respondent indicated that he or she was a U.S. citizen. With the exception of the recoding of responses to question 19 a. [regarding sexual assault behavior], the responses were taken as received. The overall response rate among 5,127 participants was 97.8 percent.³⁹ Total non-response answers were minimal; among the responses received, only 14 among the 5,013 were essentially blank (all or most of the response data were missing). Otherwise, for the remainder of the responses received, the respondents

³⁹ At USAFA there were 1,645 responses from 1,721 participants (95.6%). At USMA there were 1,670 responses from 1,671 participants (99.9%). At USNA there were 1,698 responses from 1,735 participants (97.9%). The number of non-responding cadets at USAFA is approaching a rule of thumb 5 percent threshold of concern that, if the non-respondents are substantially different, the sample results may not be representative. In this instance, there are 13 of 150 USAFA females from the class of 2004 who did not respond. If they are disproportionately victims, their exclusion would somewhat understate the number of victims and incidents.

answered a substantial part of the questions. This suggests that the participating cadets and midshipmen sincerely took the time to read and respond to the survey questions.

The reliability of this data is corroborated to some degree by the survey team's on-site observations of the demeanor of the cadets when completing the survey. Cadets and midshipmen did not exhibit outward behavior that led team members to suspect that participants were taking the survey in a manner that was either flippant or deliberately untruthful. More importantly, our objective assessment of the respondents' written comments overwhelmingly suggests serious consideration of the issues addressed in the survey, and supports the notion that participants were sincere and truthful.

In general, we did not identify any evidence that would indicate the survey data should be considered as anything but reliable. While it is impossible to prove the truthfulness of survey results, the evidence suggests the data is reliable.

Research Limitations

Analysis Methods

The analysis uses one common approach for female responses and two methods for male responses. The female cadets and midshipmen were treated as a census. Those numbers are self-representing and involve no projections or associated confidence level and margin of error. We used the same approach in dealing with sexual assault incident data reported by male cadets; the numbers are tabulated and no attempt is made to project their results to all males at their respective academies. In most cases we have displayed the male results to questions 4 to 19, as a percentage of the male respondents only, and have made no attempt to generalize to the male population. In some instances, when analyzing the attitudes and perceptions of male cadets regardless of having encountered sexual assault or not, we have made some statistical projections. These do generalize to male cadets at the respective academies.⁴⁰ We drew the samples of male cadets within a stratified random sample design with the aim of having samples representative of those within a given graduating class. We can also analyze the data using the stratified design to make projections to all males at a given academy.

It is also important to note that the responses of female and male cadets/midshipmen were taken at face value. We did not perform independent verifications of their responses, and thus there is an underlying assumption that the responding cadets/midshipmen understood the survey questions and answered them honestly. During survey administration sessions, there were proctors available both to respond to questions and to oversee those taking the survey. As previously mentioned, the data provides no reason to believe this assumption is false, but it is impossible to establish its truth with perfect certainty.

The survey allowed cadets/midshipmen to record data on up to four incidents of sexual assault. So, there may be some selectivity among those respondents to record only the most severe incidents, not all. The results will provide at least a minimal indication of the scope of recent sexual assaults at the Academies.

In addition, to protect the anonymity of the respondents and to encourage honest responses to very sensitive questions, the survey instrument included very few demographic items. As a result, any similarities and variance among squadrons,

⁴⁰ The individual estimates have been calculated at the 95 percent confidence level in determining the associated margin of error. These are single estimate margins of error, which will substantially increase if we need to obtain a collective 95 percent confidence level across all projections.

companies, or other sub-groups of cadets/midshipmen (with the exception of class year) cannot be identified.

III. USAFA Female Survey Results

This section details the responses of USAFA female cadets concerning values, academy climate, and personal experiences. We included certain written comments that we believe are noteworthy to illustrate the respondents' feelings and beliefs concerning the topics in the survey. When respondents were asked to indicate their level of agreement in numerous survey questions, their choices were: "strongly agree; agree; no opinion; disagree; and strongly disagree." The information provided reflects 653 survey responses.

A. Values

Air Force core values are: "Integrity first, Service before self and excellence in all we do."

We asked the survey participants to select from a list of 18 values,⁴¹ the top values **most** important to their professional life at their academy. Although we asked for the three in order of importance, when we analyzed the data we believed it would be more meaningful to express the results in terms of the three values most frequently selected. Respondents selected integrity, excellence, respect, and honor more than any of the other values as the three values most important to them. Table 15 reflects a breakdown by class year of values most frequently selected.

Table 15. Frequency of Values by Class Year

Class Year	1st Most Selected Value	2nd Most Selected Value	3rd Most Selected Value
2007	Integrity 125 (19.1%)	Excellence 76 (11.6%)	Respect 53 (8.1%)
2006	Integrity 99 (15.1%)	Respect 54 (8.2%)	Excellence 53 (8.1%)
2005	Integrity 108 (16.5%)	Excellence 49 (7.5%)	Respect/Honor 45 (6.8%)
2004	Integrity 99 (15.1%)	Respect 47 (7.1%)	Excellence 44 (6.7%)

These figures were computed by adding the frequency that respondents selected each value, while they ranked the values in order of importance to them. In essence, this represents the total number of times a value was selected by respondents while they ranked them in order of importance as first, second and third most important to them. We noted that "respect" is not one of the Air Force's core values.

We also asked the participants based on their experience, to indicate their level of agreement⁴² with various statements regarding the honor code, academy rules and

⁴¹ The values included: Accountability, Achievement, Ambition, Courage, Commitment, Effectiveness, Efficiency, Excellence, Friendship, Honor, Integrity, Loyalty to Country, Money, Power, Respect, Selfless Service, Spiritual Faith, and Tolerance.

⁴² For reporting purposes the results reflected the combined results of those indicating "strongly agree/agree" and "disagree/strongly disagree."

regulations, honesty, moral standards, exemplary conduct and leadership standards, and ethical/spiritual/religious beliefs. Table 16 reflects the percentage of responses by USAFA female cadets:

Table 16. USAFA Female Responses to Values Statements

	Strongly Agree/ Agree	Disagree/ Strongly Disagree
Cadets at my academy adhere to the honor code/concept, even if they know they won't get caught violating it	62.5%	28.8%
Cadets adhere to significant academy rules and regulations, even if they know they won't get caught violating them	48.9%	40.0%
Cadets hold other cadets accountable to the honor code/concept	64.6%	19.9%
Honesty in all things is expected and reinforced at my academy.	84.1%	5.2%
I am morally obligated to abide by the oath I took to support and defend the Constitution of the United States, regardless of the consequences to me	94.8%	1.2%
I have felt pressure from others at my academy to compromise moral standards because of loyalty to friends/peers	36.9%	49.3%
I have felt pressure from others at my academy to compromise moral standards in order to meet academic or training objectives	23.7%	64.5%
Circumstances determine whether it is right or wrong for a cadet to compromise his or her moral standards	23.6%	59.3%
I am committed to living by moral standards that exceed those of society at large	94.3%	0.6%
As a cadet, it is important for me to meet the same exemplary conduct and leadership standards required of a commissioned officer	94.0%	1.8%
My commitment to living by exemplary conduct and leadership standards has been reinforced by attending the Academy	80.9%	8.4%
I believe commitment to some form of ethical/spiritual/religious beliefs is important to an officer's character	85.1%	6.1%
I am strongly committed to some form of ethical/spiritual/religious beliefs about what is right and wrong	87.6%	4.4%
My experiences at the Academy have enhanced my commitment to ethical/spiritual/religious beliefs	68.3%	17.5%

Adherence to the Honor Code/Concept

As indicated in Table 16, overall 62.5 percent of the USAFA female respondents strongly agreed or agreed that cadets adhere to the honor code/concept, even if they know they won't get caught violating it. Table 17 reflects a breakdown by respondent's class year of graduation, and illustrates the percentage of those who strongly agree/agree cadets adhere to the honor code/concept, even if they know they won't get caught violating it.

Table 17. Adhere to Honor Code/Concept

Class Year	Strongly Agree/Agree
2004	68.6%
2005	68.5%
2006	57.4%
2007	57.8%

USAFA female respondents made the following noteworthy comments that are germane to the honor code/concept:

- **Comment one:**

“... I also think that the honor code has somewhat deteriorated. I have seen more lying, stealing, and cheating, as well as toleration of it in the last 2 years than [I] did in the first 2 years that [I] was here.”

- **Comment two:**

“I think that the general atmosphere here at the AF Academy in reference to the honor code is one that deals with loyalty to friends before the code. There are some serious issues in where the loyalty lies. The number of people that strictly abide by the honor code is drastically smaller than the amount who do not. The climate here seems to be more of one that teaches cadets how to get around the system and avoid getting caught than doing the right thing at all times even when no one is looking.”

- **Comment three:**

“I think that the Academy needs to take a tougher stance on Honor violations . . . the presumptive sanction is disenrollment, but this rarely happens to underclassmen. As a result, the Honor Code is undermined.”

- **Comment four:**

“The honor system and code are unique to the service academies and hold a lot of meaning to myself and fellow cadets. However, it seems more and more that our honor is no longer trusted. We are expected to be trustworthy, and told we are held to a higher standard than most of society, however we are never given the chance to demonstrate that. . .”

We asked respondents to indicate their level of agreement with the statement, “Cadets adhere to significant academy rules and regulations, even if they know they won’t get caught violating them.” Overall, 48.9 percent of female respondents strongly agreed, or agreed with the statement. Table 18 reflects respondents’ year of graduation, and illustrates the percentage of those that strongly agree/agree cadets adhere to significant academy rules/regulations, even if they know they won’t get caught violating them.

Table 18. Adhere to Significant Academy Rules/Regulations

Class Year	Strongly Agree/Agree
2004	48.1%
2005	53.2%
2006	44.3%
2007	50.0%

Maintaining Good Order and Discipline

We also asked Cadets the extent of their agreement or disagreement with how various behaviors, including honor code violations, gender favoritism, fraternization, dating, consensual sex, alcohol use, illegal drug use, and pornography disrupts good order and discipline at their academy. Overall, 86.5 percent of USAFA female respondents agreed “violating the honor code/concept” disrupts good order and discipline. More than 92 percent of USAFA female respondents agreed “favoritism based on gender” disrupts good order and discipline. Table 19 reflects the results expressed by female cadets.

Table 19. Adverse Affects on Good Order and Discipline

	Agree Strongly Agree	Disagree Strongly Disagree
Violating the honor code/concept	86.5%	7.0%
Not reporting honor code/concept violations	62.8%	18.7%
Favoritism based on gender	92.8%	4.0%
Engaging in prohibited relationships/fraternization	67.1%	17.3%
Cadets dating each other at the same academy	5.8%	89.1%
Consensual sex between cadets ON academy grounds	32.3%	48.1%
Consensual sex between cadets OFF academy grounds	9.2%	80.7%
Excessive use of alcohol/drunkenness	76.6%	12.6%
Illegal drug use, or the abuse of prescription drugs	93.3%	3.5%
Viewing pornography or other sexually graphic content (images or movies)	63.1%	18.1%

Consensual Sex

As indicated in Table 19, overall, 32.3 percent of USAFA female respondents strongly agreed or agreed that consensual sex between cadets, on Academy grounds is disruptive to good order and discipline, while only 9.2 percent indicated the same opinion about consensual sex between cadets off the installation. Tables 20 and 21 reflect by class year, the percentages of respondents who strongly agree or agree consensual sex between cadets, both on or off academy grounds, disrupts good order and discipline.

Table 20. Consensual Sex Between Cadets ON Academy Grounds Disrupts Good Order and Discipline

Class Year	Strongly Agree/Agree
2004	35.0%
2005	30.1%
2006	23.6%
2007	40.0%

**Table 21. Consensual Sex Between Cadets OFF
Academy Grounds Disrupts Good Order and Discipline**

Class Year	Strongly Agree/Agree
2004	10.9%
2005	5.7%
2006	8.2%
2007	11.5%

One respondent commented:

“I do not believe that consensual sex between cadets/midshipman at any academy should be illegal, on or off base. This may be our place of business, but it is our home as well”

While 48.1 percent of respondents indicated disagreement or strong disagreement that consensual sex between cadets on academy grounds disrupts to good order and discipline, 80.7 percent of respondents indicated disagreement or strong disagreement that consensual sex off the installation disrupts good order and discipline.

B. Academy Climate

Gender Preferential Treatment

Around 60 percent of USAFA females indicated agreement that men and women are treated fairly overall. A total of 26 percent of USAFA female cadets strongly agreed or agreed that “[M]en receive more favorable treatment OVERALL.” Table 22 reflects the overall responses of USAFA female respondents.

Table 22. USAFA Female Gender Preferential Treatment Results

	Agree Strongly Agree	Disagree Strongly Disagree
Men receive more favorable treatment OVERALL	26.0%	53.6%
Women receive more favorable treatment OVERALL	8.1%	69.8%
Men and women are treated fairly OVERALL	60.3%	24.5%

Table 23 reflects a breakdown by class year of graduation and illustrates the percentage of respondents’ answers indicating strong agreement or agreement that men are treated more favorably, women are treated more favorably, or men and women are treated fairly overall.

Table 23. USAFA Female Gender Preferential Treatment Results by Class Year

Class Year	Men Favored	Women Favored	Both Treated Fairly
2004	21.1%	9.4%	60.5%
2005	25.0%	7.0%	66.0%
2006	27.2%	10.6%	50.3%
2007	29.4%	5.7%	64.7%

USAFA female respondents made the following written comments regarding gender preferential treatment:

- **Comment one:**

“AOC’s are much better than past years. By adding counseling to the discipline system it makes them more approachable. I trust my classmates and squadron mates. Think there is some inequality among men and women for jobs.”

- **Comment two:**

“I know of certain instances where females received jobs on Group or Wing Staff based on sexual favors they have did for other males who were choosing them and that drastically affects the morale of the Cadet Wing when these instances occur. This is not often but still happens probably every semester.”

- **Comment three:**

“I think the Academy leadership is taking the right steps toward eliminating instances of sexual assault and sexual harassment. However, I think at times there are instances where females are treated better or given jobs based on gender. It’s as if they need to meet a quota on the group and wing staffs for certain jobs, and that’s why some girls get the jobs. I’m not saying that they’re unqualified, but one of the factors could be the fact that it would look bad if one of the staffs was completely comprised of men. However, it could work the same way if only women comprised a certain staff. I think the perceived notion that women are given preferential treatment makes the men here at the academy a little upset. With that said, I think that the culture here at the academy has changed for the better. I think people are more conscious of themselves and others as far as what they say and do.”

Separation of Genders in Dormitories

When asked whether the respondents agreed or disagreed that cadet dormitory areas should be physically separated (different floors or buildings) by gender, the overwhelming majority (94.5 percent) indicated cadet dorms should not be physically separated. USAFA female cadets made the following comments:

- **Comment one:**

“It is appalling that the academy has responded by completely separating the genders in the dorms and moderately in social life. The

result is not respect or privacy for women but ostracization. Now we are no longer equal and genderless with our peers, but stuck out and separated. Now there is a gender battle of girls vs. boys and visa verse. it was a HUGE step backwards for us and has negatively affected the climate, as well as our futures together in the force.”

- Comment two:

“I think that it would be a step in the wrong direction to separate males and females at the Academy. In the operational Air Force we will have to have relationships with both males and females and this act would stunt our interpersonal relationship growth. At the Academy, there are already problems with developing social skills, this would just add to an already staggering problem...”

- Comment three:

“The creation of all girl hallways in the dormitories has greatly hurt my studies. All of the doors are open most of the day with male cadets in other rooms as well as my own when working on projects or just visiting. The concentrated location of female cadets has created an extremely noisy area where it is hard to study or even sleep.”

- Comment four:

“The briefings at the academy and the separation of males and females in the dorms almost makes us feel ostracized and bad because although we may have not reported it or had any sexual assault/harassment experiences here, we all feel like we are being punished and having our classmates punished because we have to attend pointless briefings and meeting with “only” females. And the new policies that are not implemented in the operational AF are here as if we cannot make good judgment on our own. Such as sitting on a trunk would not be allowed because it is the same horizontal surface. And I also think some of the new rules are making some of the cadets sexually frustrated which could have the opposite effect of what the policies are trying to implement.”

- Comment five:

“By segregating women within the dorms, and emphasizing the fact that our male classmates need to “take care of us”, the administration is undermining our status as equals. Our male classmates now look at us as if we’re the problem or they avoid us as much as possible because it’s safer and easier. They are beginning to view us as a potential cause for trouble instead of a valued team member.”

- Comment six:

“The academy is honestly a very safe place. I think they have a danger of putting too much stress on the sexes by segregating the women and making the door be open whenever a member of the opposite gender is in the room.”

- Comment Seven

“I believe that separating females and males in the dorms is a very bad idea. It isolates the females and creates more hostility than learning to work together in an environment. IT also seems like it avoids the problem instead of confronting it.”

Understanding of Sexual Harassment, Assault and Related Services

We also asked Cadets if they understood various aspects of sexual harassment and sexual assault, to include avoiding risky situations, how to report and obtain care, counseling, legal services, and the responsibilities of law enforcement and the chain of command in handling sexual assaults. Almost every USAFA female cadet indicated understanding the difference between sexual harassment and sexual assault, and how to avoid situations that increase the risk of sexual assault. Table 24 reflects the USAFA female responses for their understanding of sexual harassment, assault and related services.

Table 24. USAFA Female Responses to Understanding of sexual Harassment, Assault and Related Services

	Yes	No
The difference between sexual harassment and sexual assault	97.9%	0.2%
How to avoid situations that might increase the risk of sexual assault	98.5%	0.2%
How to report sexual assaults	92.8%	2.0%
How to obtain medical care following a sexual assault	92.2%	1.1%
How to obtain counseling following a sexual assault	94.9%	1.4%
The services that your Academy’s legal office can provide to a victim in response to sexual assault	79.6%	7.8%
General responsibilities of law enforcement and criminal investigative agencies in response to sexual assaults	86.5%	4.4%
The role of the chain of command in handling sexual assaults	79.9%	7.4%
Where to go if I need additional information on the areas above.	89.1%	3.2%

One female cadet commented:

“I think the academy has done a good job changing this place and the awareness of cadets from how it was last year at this time. I never witnessed sexual assault or knew anyone that had been involved with it so I never recognized a need for changing things but I can say the atmosphere has changed for the better since all these changes have occurred. For the most part I always feel respected by my male peers and I believe they would protect me and support me at all costs, so I have no fear being around any of the male cadets in any situation. I have always felt safe here and I always feel safe when I’m away from here because I don’t put myself in bad situations. And if I am put in a bad situation that is out of my control I always have friends around, males and females, who are there to protect me and keep me safe. Personal responsibility and mutual responsibility are the big issues that will prevent sexual assault, and I honestly think most cadets here understand that and adhere to it.”

Effectiveness of Academy Non Senior Leaders

We asked cadets a series of questions regarding cadet leaders and commissioned officers (Air Officers Commanding) at their academy, and to indicate the extent these leaders exhibit the leadership behavior presented in the questions. Table 25 reflects USAFA female responses.

Table 25. USAFA Female Responses Regarding the Effectiveness of Academy Cadet/Non Senior Leaders

		Very Large/ Large	Moderate/ Small	Not at all
Demonstrate good examples of sound moral character	Cadets	63.1%	35.4%	0.3%
	AOC	72.4%	24.7%	1.7%
Hold others accountable for their conduct	Cadets	51.1%	46.1%	1.1%
	AOC	79.6%	17.3%	1.1%
Promote and safeguard the welfare of subordinates	Cadets	64.6%	32.2%	1.4%
	AOC	73.2%	23.4%	1.7%
Create a climate in which sexual HARASSMENT is not tolerated	Cadets	61.1%	35.8%	1.8%
	AOC	79.5%	16.2%	1.4%
Create a climate in which cadets are encouraged to report sexual HARASSMENT	Cadets	54.2%	38.7%	4.7%
	AOC	77.3%	16.8%	2.0%
Create a climate in which sexual ASSAULT is not tolerated	Cadets	81.0%	16.5%	0.8%
	AOC	86.1%	10.7%	1.2%
Create a climate in which cadets are encouraged to report a sexual ASSAULT	Cadets	72.4%	21.6%	3.1%
	AOC	81.2%	12.7%	2.1%
Ensure those who have reported sexual HARASSMENT/ASSAULT are treated with dignity and respect	Cadets	50.4%	32.6%	4.9%
	AOC	68.3%	17.2%	2.0%
Provide an appropriate level of privacy to those who have experienced sexual ASSAULT	Cadets	47.2%	30.8%	4.3%
	AOC	63.4%	17.8%	2.8%
Provide adequate information to cadets about policies, procedures, and consequences of sexual ASSAULT	AOC	74.1%	18.2%	1.8%

Effectiveness of Senior Leaders and Faculty

We asked cadets a series of similar questions about academy senior leaders (Superintendent, Commandant of Cadets, Vice Commandant, and Dean of Faculty) and about academy faculty. Table 26 reflects the results of female respondents.

Table 26. USAFA Female Responses Regarding the Effectiveness of Academy Senior Leaders and Faculty

		Very Large	Moderate/	Not
		Large	Small	at all
Demonstrate good examples of sound moral character	Senior Leadership	89.1%	9.3%	0.5%
	Academy Faculty	88.1%	11.3%	0.0%
Hold cadets accountable for their conduct	Senior Leadership	91.9%	5.7%	0.9%
	Academy Faculty	83.0%	16.1%	0.2%
Promote and safeguard the welfare of subordinates	Senior Leadership	84.1%	13.0%	0.9%
	Academy Faculty	83.3%	13.5%	0.2%
Treat subordinate cadets fairly regardless of gender	Senior Leadership	78.9%	15.8%	2.1%
	Academy Faculty	81.9%	16.1%	0.0%
Create a climate in which sexual HARASSMENT is not tolerated	Senior Leadership	89.1%	9.5%	0.3%
	Academy Faculty	83.2%	12.6%	0.6%
Create a climate in which sexual ASSAULT is not tolerated	Senior Leadership	91.6%	6.9%	0.2%
	Academy Faculty	85.6%	7.5%	0.3%

Tables 27 and 28 illustrate the percentage of respondents who answered very large/large extent academy leaders, to include cadets, commissioned officers, senior leaders, and faculty, create a climate where “sexual harassment is not tolerated.” Table 27 reflects the results of respondents who answered “yes” to question 19 (victim of sexual assault).

Table 27. Extent That Sexual Harassment is Not Tolerated (Victim of Sexual Assault)

	Very Large/
	Large
Cadet Leadership	51.9%
AOC	65.8%
Senior Leadership	84.8%
Faculty	79.7%

Table 28 reflects the results of respondents who answered “no” to question 19 (non-victim of sexual assault).

Table 28. Extent That Sexual Harassment is Not Tolerated (Non-Victim of Sexual Assault)

	Very Large/ Large Extent
Cadet Leadership	62.7%
AOC	81.7%
Senior Leadership	90.0%
Faculty	83.8%

USAFA female respondents made the following written comments regarding Academy leadership:

- **Comment one:**

“I think that the climate at the Academy has improved drastically due to the measures being taken to remedy the sexual harrassment/assualt issues. I think that it is ridiculous that the image of this fine institution has been slandered by the inappropriate actions of a few people with poor character; however, with all the newly implemented training philosophies I have full faith in saying that I feel as proud to be attending the Academy as I did the day I was accepted.”

- **Comment two:**

“I have noticed a significant change in the level of sensitivity of the males when it comes to making sexual remarks and jokes. I think we have made a lot of progress.”

- **Comment three:**

“USAFA has improved unbelievably in the area of sexual harassment. Compared to three years ago, it’s a different place. . .”

- **Comment four:**

“I have been at USAFA for 4 years and I have seen tremendous change in the number of off-color jokes that are told, the number of upperclassmen who come back drunk and harass underclass girls, etc. I would say that in my 4 years here, USAFA has seen leaps and bounds in the way that women are treated and the things that are tolerated. There has been much improvement . . .”

- **Comment five:**

“A lot of new measures have come into the Academy (Agenda for Change, etc) but the results are not visible. I still here girls being harassed the same as a year ago and the climate has not changed for the better. People are just more scared, but continue to act in the same way”

- Comment six:

“. . . The academy says they want less sexual harassment and fraternization, but they play clips of TOP GUN at lunch, which glorifies a pilot that engages in both behaviors. The particular part of the movie they show was a guy flicking another guy off . . . “

Sexual Assault Tolerance

Tables 29 and 30 illustrate the percentage of respondents who answered very large/large extent academy leaders, to include cadet leaders, Air Officers Commanding, senior leaders and faculty, create a climate where “sexual assault is not tolerated.” Table 29 reflects respondents who answered “yes” to question 19 (victim of sexual assault).

Table 29. Extent That Sexual Assault is Not Tolerated (Victim of Sexual Assault)

	Very Large/ Large
Cadet Leadership	72.1%
AOC	82.2%
Senior Leadership	88.6%
Faculty	89.8%

Table 30 reflects the results of respondents who answered “no” to question 19 (non-victim of sexual assault).

Table 30. Extent That Sexual Assault is Not Tolerated (Non-Victim of Sexual Assault)

	Very Large/ Large
Cadet Leadership	82.6%
AOC	87.0%
Senior Leadership	92.2%
Faculty	85.2%

USAFA female respondents made the following written comments concerning academy leadership:

- Comment one:

“I think the Academy leadership is taking the right steps toward eliminating instances of sexual assault and sexual harassment.”

- Comment two:

I strongly believe that the Air Force Academy has realized that there was a great problem in the past, in how issues about sexual assault and harassment were handled. The new leadership has affected every part of the Academy’s chain of command in making it clear that this type of misconduct will NOT be acceptable. They have also educated all cadets (male and female alike) on how to report assault if you experience it.

Willingness to Confront and Report Offenders

We asked cadets, based on the behavior they observed, the extent other cadets at their academy would be willing to CONFRONT cadets who engage in sexual HARASSMENT, including inappropriate comments and actions; REPORT other cadets who continue to engage in sexual HARASSMENT after having been previously confronted; and, to REPORT other cadets who commit sexual ASSAULT. Table 31 reflects the responses of USAFA female cadets.

Table 31. USAFA Female Responses Regarding Cadet Willingness to Confront and Report Offenders

	Very Large	Moderate	Not at
	Large	Small	all
	Large		
CONFRONT other cadets who engage in sexual HARASSMENT, including inappropriate comments	37.5%	52.4%	5.5%
REPORT other cadets who continue to engage in sexual HARASSMENT after having been previously confronted	33.7%	52.4%	6.4%
REPORT other cadets who commit sexual ASSAULT	53.9%	33.1%	3.8%

Personal Loyalties, Barriers to Reporting, and Fraudulent Reporting

We asked cadets the extent they think cadets at their academy: (1) allow personal loyalties to affect reporting of sexual assault, (2) do not report sexual assault out of concern they or others will be punished for infractions, such as fraternization or underage drinking, and (3) consider fraudulent reporting of sexual assault incidents to be a problem at the academy. Table 32 reflects USAFA female results.

Table 32. USAFA Female Responses Regarding Personal Loyalties, Barriers to Reporting, and Fraudulent Reporting

	Very Large	Moderate	Not at
	Large	Small	all
	Large		
Allow personal loyalties to affect reporting of sexual ASSAULT	28.5%	50.2%	9.3%
Do NOT report sexual ASSAULT out of concern they or others will be punished for infractions, such as fraternization or underage drinking	32.9%	47.3%	7.7%
Consider fraudulent reporting of sexual ASSAULT incidents to be a problem at the Academy	35.5%	42.7%	10.0%

We compared respondents who answered “yes” and “no” to question 19 regarding, “Do NOT report sexual ASSAULT out of concern they or others will be punished for infractions, such as fraternization or underage drinking.” Respondents were asked to

select “very large extent,” “large extent,” “moderate extent,” “small extent,” “not at all,” or “no basis to judge.” For our study, we grouped very large and large extent together, moderate and small extent together and “other responses” includes “not at all,” and “no basis to judge.” Table 33 compares those who answered “yes” and “no” to question 19.

Table 33. Extent That Victims and Non-Victims Do NOT Report Sexual Assault - Possible Punishment for Other Infractions

	Very Large/ Large	Moderate/ Small	Other
Victim	46.8%	45.5%	7.5%
Non-Victim	31.1%	47.8%	21.0%

Respondents were asked if they “Consider fraudulent reporting of sexual ASSAULT incidents to be a problem at the academy.” We compared the respondents who indicated they were a victim of sexual assault with those that did not. Table 34 compares responses of victims to non-victims.

Table 34. Extent That Victims and Non-Victims of Sexual Assault Consider Fraudulent Reporting to be a Problem

	Very Large/ Large	Moderate/ Small	Other
Victim	41.7%	48.1%	10.1%
Non-Victim	34.8%	42.2%	22.9%

USAFA female cadets made the following written comments concerning personal loyalties, barriers to reporting and fraudulent reporting.

- **Comment one:**

“ . . . The majority of the cadets (females and males included) believe that in almost all of the sexual assaults and rapes that have been reported that the female is lying and simply trying to get the guy in trouble . . .”

- **Comment two:**

“Since changes have been made, there has been a lot of improvement, but I think that the improvements have been too extreme. I have seen a lot of instances where women have been given too much power. They are able to claim sexual assault as a way to attack a man and there is a huge problem with that.”

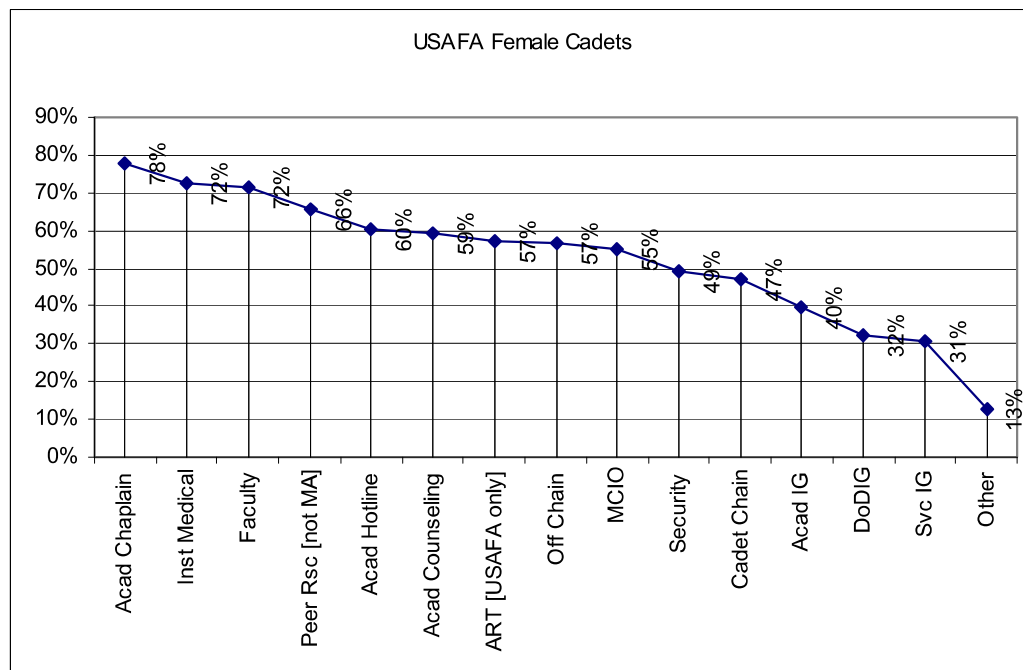
- **Comment three:**

“ . . . Since the sexual assault issues have come out I truly feel that men do not stand a chance even if the claims are fraudulent. I have had some jokes and gestures that bothered me but I must say they were immediately stopped once I addressed my feelings about it.”

Willingness to Report to Various Agencies

We asked cadets about their willingness to report a personal experience of sexual assault to a variety of individuals/agencies. They were asked to select either “yes, no, uncertain or service not available.” Although respondents were only asked about their willingness to report to various agencies, their responses allowed us to rank order their responses in terms of the number of “yes” answers. USAFA female respondents were most willing to report to an academy chaplain/clergy. Second highest for USAFA females was installation medical personnel. Figure 1 depicts individual/agency rankings from USAFA female cadets.

Figure 1. Individual/Agency Ranking Among USAFA Female Cadets



With regard to their willingness to report sexual assaults to various agencies, USAFA female cadets made the following written comments:

- Comment one:

“I wish that cadets weren’t urged to use their chain of command when reporting an incident. This truly does discourage them from reporting because people they don’t feel comfortable around will find out. I think there has to be a better way to handle these situations than to get a lot of unnecessary people involved. Cadets are not skilled in handling sexual assault, so why should they (the chain of command) have to know anyway?”

- Comment two:

“Honestly, they installed this ART team at the Academy but I would still rather trust the CASIE (cadet run) hotline or going to the IG, OSI, Clinic before I would ever go to the ART team for help. I don’t care how many briefings I’ve been given to instill cooperation and a feeling

of trust with the ART team, I do not feel comfortable letting any officers in my chain of command deal with sexual assault. I'd feel much better being able to go to another cadet in a different squadron or someone like the IG/OSI that is completely outside of my chain of command. I don't need my AOC or upper rank who know who I am already . . . holding my fate in my hands."

- Comment three:

"With respect to reporting a personal incident of sexual assault to another CADET in my chain of command, it would also depend on the person him/herself and how well I know them, and whether or not they are on a need-to-know basis. After all, any reasonable person would be hesitant to make a sexual assault common knowledge, just out of self consciousness, I would imagine. But regard the extent to which I TRUST my chain of command and the hotlines, etc. I know that if, God forbid, I was ever in that situation, the people/organizations listed above are just trying to help and I would cooperate and report it."

- Comment four:

"Media - because I have experienced situations with close personal friends where even though they went to the proper authorities, nothing was done. As a last resort I would seek attention from those outside the military."

- Comment five:

"I would report to anyone who would not have the opportunity to see me on a regular basis; I wouldn't want someone that I have to see everyday to know something personal: I think they would look at me differently. Also, I would never report to a cadet because often times he or she can be insensitive."

- Comment six:

"Definitely not the counseling center, had bad experience, and will never go back for anything. They lack a purpose"

- Comment seven:

"SPIRE leaders or any spiritual person that I trusted. I would tell my friends as well."

Sexual Harassment

We asked cadets about sexual talk and/or behaviors that were uninvited and unwanted, and which they did not willingly participate. They were asked "SINCE JUNE OF 2003, how frequently have you been in situations where persons assigned to your academy (i.e., cadets and/or other military or civilian personnel working at your academy)," (emphasis in original) followed by a series of behaviors (listed in Table 35). Respondents were asked to indicate the frequency they experienced these behaviors ranging from never, once or twice, several times, often and very often. The most frequent behavior experienced often or very often by female USAFA cadets was "Repeatedly told stories or jokes of a sexual nature that were offensive to you," at 9.7 percent. Around 6 percent of USAFA female respondents indicated they experienced " . . . offensive remarks about

your appearance, body, or sexual activities,” often or very often. Table 35 reflects the responses of USAFA females indicating the percentages of respondents that experienced the listed behaviors often or very often.

Table 35. Percentage of Female Cadets Indicating Occurrence of Listed Behaviors Often or Very Often.

	Often/Very Often
Repeatedly told stories or jokes of a sexual nature that were offensive to you	9.6%
Made unwelcome attempts to draw you into a discussion of sexual matters (for example, attempted to discuss or comment on your sex life)	5.1%
Made offensive remarks about your appearance, body, or sexual activities	6.0%
Made gestures or used body language of a sexual nature that embarrassed or offended you	4.0%
Made unwanted attempts to establish a romantic sexual relationship with you despite your efforts to discourage it	2.9%
Continued to ask you for dates, drinks, dinner, etc, even though you said “No”	2.6%
Made you feel like you were being bribed with some sort of reward or special treatment to engage in sexual behavior	0.6%
Made you feel threatened with some sort of retaliation for not being sexually cooperative (for example, by mentioning an upcoming review or evaluation)	0.6%
Touched you in a way that made you feel uncomfortable	1.5%
Treated you badly for refusing to have sex	0.5%
Implied better assignments or better treatment if you were sexually cooperative	0.3%

Only 13.9 percent of USAFA females indicated they never experienced “Touched you in a way that made you feel uncomfortable.” Table 36 reflects the percentages of USAFA female respondents that never experienced the listed behaviors.

Table 36. Percentage of Female Cadets That Never Experienced Listed Behaviors

Uninvited Unwanted Behavior	Never Experienced
Repeatedly told stories or jokes of a sexual nature that were offensive to you	34.5%
Made unwelcome attempts to draw you into a discussion of sexual matters (for example, attempted to discuss or comment on your sex life)	54.2%
Made offensive remarks about your appearance, body, or sexual activities	54.2%
Made gestures or used body language of a sexual nature that embarrassed or offended you	59.0%
Made unwanted attempts to establish a romantic sexual relationship with you despite your efforts to discourage it	74.1%
Continued to ask you for dates, drinks, dinner, etc, even though you said “No”	77.9%
Made you feel like you were being bribed with some sort of reward or special treatment to engage in sexual behavior	94.6%
Made you feel threatened with some sort of retaliation for not being sexually cooperative (for example, by mentioning an upcoming review or evaluation)	96.8%
Touched you in a way that made you feel uncomfortable	13.9%
Treated you badly for refusing to have sex	94.0%
Implied better assignments or better treatment if you were sexually cooperative	96.6%

Table 37 reflects responses of USAFA female cadets that answered “yes” to question 19 regarding the frequency that they experienced unwanted/uninvited sexual talk or behavior. Table 38 reflects the responses of USAFA female cadets that answered “no” to question 19.

Table 37. Frequency of Unwanted/Uninvited Sexual Talk or Behavior (Victim of Sexual Assault)

	Never	Once or Twice	Several Times	Often	Very Often
Repeatedly told stories or jokes of a sexual nature that were offensive to you	16.4%	45.5%	22.7%	8.8%	6.3%
Made unwelcome attempts to draw you into a discussion of sexual matter	28.2%	33.3%	28.2%	7.6%	2.5%
Made offensive remarks about your appearance, body, or sexual activities	29.1%	35.4%	21.5%	11.3%	2,5%
Made gestures or used body language of a sexual nature that embarrassed or offended you	37.6%	36.3%	19.4%	5.1%	1.3%
Made unwanted attempts to establish a romantic sexual relationship with you despite your efforts to discourage it	43.5%	29.4%	16.6%	8.9%	1.2%
Continued to ask you for dates, drinks, dinner, etc, even though you said “No”	50.0%	23.0%	16.6%	6.4%	3.8%
Made you feel like you were being bribed with some sort of reward or special treatment to engage in sexual behavior	83.3%	7.6%	6.4%	2.5%	0.0%
Made you feel threatened with some sort of retaliation for not being sexually cooperative	86.0%	11.3%	1.2%	1.2%	0.0%
Touched you in a way that made you feel uncomfortable	40.5%	49.3%	6.3%	3.8%	0.0%
Treated you badly for refusing to have sex	74.3%	21.7%	2.5%	0.0%	1.2%
Implied better assignments or better treatment if you were sexually cooperative	94.9%	5.0%	0.0%	0.0%	0.0%

Table 38. Frequency of Unwanted/Uninvited Sexual Talk or Behavior (Non-Victim of Sexual Assault)

	Never	Once or Twice	Several Times	Often	Very Often
Repeatedly told stories or jokes of a nature that were offensive to you	37.1%	39.6%	14.3%	5.7%	2.9%
Made unwelcome attempts to draw you into a discussion of sexual matter	58.7%	27.9%	9.0%	3.1%	1.0%
Made offensive remarks about your appearance, body, or sexual activities	58.0%	25.9%	11.0%	2.9%	1.9%
Made gestures or used body language of a sexual nature that embarrassed or offended you	62.7%	25.4%	8.1%	2.6%	1.0%
Made unwanted attempts to establish a romantic sexual relationship with you despite your efforts to discourage it	79.1%	15.5%	3.3%	1.4%	0.5%
Continued to ask you for dates, drinks, dinner, etc, even though you said “No”	82.7%	12.1%	3.5%	0.7%	0.8%
Made you feel like you were being bribed with some sort of reward or special treatment to engage in sexual behavior	97.5%	1.9%	0.1%	0.1%	0.1%
Made you feel threatened with some sort of retaliation for not being sexually cooperative	99.2%	0.1%	0.0%	0.1%	0.3%
Touched you in a way that made you feel uncomfortable	10.4%	86.2%	2.1%	0.7%	0.5%
Treated you badly for refusing to have sex	97.8%	1.5%	0.1%	0.1%	0.1%
Implied better assignments or better treatment if you were sexually cooperative	98.9%	0.7%	0.0%	0.1%	0.1%

USFA female cadets made the following written comments regarding unwanted uninvited sexual talk or behavior:

- Comment one:

“And as for being bothered by guys approaching me, the workers in the dorms have offended me and i believe sexually harrassed me more than any cadet. their comments offend me and i am hit on by one of them multiple times per month.”

- Comment two:

“ . . . males here tell offensive jokes and make many unwanted comments of sexual nature, especially if you turn them down for dates.”

We asked cadets how many of the listed behaviors they marked as happening to them they considered to have been sexual harassment. Table 39 reflects USAFA female cadets responses.

Table 39. USAFA Female Responses to Behaviors They Considered to be Sexual Harassment

	Percentage
None were sexual harassment	37.4%
Some were sexual harassment	26.8%
Most were sexual harassment	8.0%
All were sexual harassment	7.5%
Does not apply (I marked “NEVER” in every item in question #17)	19.6%

Table 40 reflects USAFA female responses by those who answered “yes” or “no” to question 19 (victim and non-victim of sexual assault).

Table 40. USAFA Female Responses to Behaviors They Considered to be Sexual Harassment (Victim Versus Non-Victim of Sexual Assault)

	Victims	Non-victims
None were sexual harassment	22.8%	39.6%
Some were sexual harassment	40.5%	25.2%
Most were sexual harassment	22.8%	6.0%
All were sexual harassment	10.1%	7.2%
Does not apply (I marked “NEVER” in every item in question #17)	3.8%	22.0%
Total	100%	100%

C. Sexual Assault Incidents at the Academy

This section details the results of the survey concerning the scope of sexual assault incidents at the academy. The respondents were asked to answer “yes” or “no” to the following question: “[S]ince becoming a cadet, has someone done any of the following to you without your consent and against your will?” The answer choices included:

- “Touched, stroked, or fondled your private parts;
- Physically attempted to have sexual intercourse with you, but was not successful;
- Physically attempted to have oral or anal sex with you, but was not successful;
- Had sexual intercourse with you;
- Had oral sex with you; and,

- Had anal sex with you.”

A total of 79 female respondents answered “yes” to the question and indicated a total of 92 incidents. A total of 11 cadets were sexually assaulted twice, and of those, 2 cadets were sexually assaulted at least 3 times. Responses indicated that at the time of the incident, 42 respondents were freshmen, 29 were sophomores, 7 were juniors, 3 were seniors, and 9 did not indicate class year status. A total of 81 incidents occurred between 1999 and 2004, and 11 incidents occurred on unknown dates. The respondents were instructed to indicate all behaviors they experienced during each incident and to “check all that apply.” Therefore, the number of behaviors indicated may exceed the total incidents listed. A total of 13 respondents indicated experiencing more than 1 incident. Of the 92 incidents recorded, 54 (57.4 percent) involved “touched, stroked or fondled your private parts.” A total of 45 incidents (47.8 percent) occurred on the installation in the dormitory. The offenders were predominately cadets, either from the same class or below, or cadets that were senior to the respondent (76 of 88 offenders (86.4 percent)). Table 41 reflects the number of USAFA female cadets that recorded one or more incidents of sexual assault.

Table 41. Scope of Recent Incidents Involving USAFA Female Respondents as Victims.

Experienced behavior against will without consent	Number
Total Incidents	92
Touched, stroked, or fondled privates only	28
Touched, stroked, or fondled privates in conjunction with other listed behavior(s)	26
Attempted sexual intercourse	30
Attempted oral or anal sex	5
Had sexual intercourse	23
Had oral sex	6
Had anal sex	3

Respondents were asked to describe up to four incidents, focusing on those considered to be the most severe incidents. Many of the respondents provided partial data when describing incidents, and in some cases of additional incidents, provided no data at all.

Tables 42.a through 42.c reflect incidents data, by calendar year, semester, and the cadet status/rank (BCT/Plebe summer/freshman/ sophomore/ junior/ senior). The summer “semester,” assumes that graduation has occurred and the cadet rose to the next rank. All cadets did not answer question 20A completely. Where that occurred, “Missing Data” is listed in the table as an unknown response.

Table 42.a. Calendar Year When Incident Occurred

Incident	2001 and Earlier	2002	2003	2004*	Missing Data	Total
First	18	19	24	8	10	79
Second	3	2	3	2	1	11
Third	2	0	0	0	0	2

* 3-4 month period: January-March/April 2004

Table 42.b. Semester When Incidents Occurred

Incident	Fall	Spring	Summer	Missing Data	Total
First	31	30	8	10	79
Second	4	4	2	1	11
Third	1	1	0	0	2

Table 42.c. Status of Cadet When Incidents Occurred

Incidents	Fresh	Soph	Junior	Senior	BCT/PLB	Missing Data	Total
First	37	25	6	1	0	10	79
Second	3	4	1	2	0	1	11
Third	2	0	0	0	0	0	2

The Offenders

We asked cadets to describe the actions taken by the offender. The actions were not defined for the respondents; they used their own discretion when responding. Table 43 describes these actions. The respondents were instructed to check all actions that apply.

Table 43. Actions of Offenders by Incident

Act	1 st Incident	2 nd Incident	3 rd Incident
Touched, stroked, or fondled your private parts?	46	7	1
Physically attempted to have sexual intercourse with you, but was not successful?	22	7	1
Physically attempted to have oral or anal sex with you, but was not successful?	4	1	0
Had sexual intercourse with you?	21	1	1
Had oral sex with you?	5	1	0
Had anal sex with you?	2	1	0

Location of the Incident

Respondents provided location information for 86 of the 92 sexual assault incidents. Of the 92 sexual assaults, 56 occurred on the installation and 45 of those occurred in the dormitory; the other 11 were committed on-base in places other than a dormitory. The remaining 29 sexual assaults occurred off-base; most of which (26) were at events not sponsored by the academy and 4 occurred at academy sponsored events. Table 44 reflects a breakdown by incident and location of occurrence.

Table 44. Location of Incident by Incident

Location	1st Incident	2nd Incident	3rd Incident
On installation in dorm/barracks	38	6	1
On installation, NOT in dorm/barracks	10	1	0
Off installation at an Academy-sponsored event	2	2	0
Off installation and NOT at an Academy-sponsored event	23	2	1

The respondents categorized the offenders for 88 of the 92 incidents including cadets (both senior and non-senior to the respondents), civilians not affiliated with the installation, and several unidentified persons. There were two categories each that had four or fewer offenders indicated: “military person NOT assigned to your academy,” and “unidentified person.” The respondents did not provide offender information for 4 of the 92 incidents. Fellow cadets were the principal offender group (76 of 88 offenders); 36 were cadets who were senior to the victim, while 40 were cadets who were in the same class or below. Table 45 reflects offenders by category.

Table 45. Category of Offenders

Category	Total
Cadet who was senior to me	36
Cadet who was in same class as me or below	40
Military faculty or staff member	0
Civilian faculty or staff member	0
Military person NOT assigned to your academy	2
Civilian person NOT assigned to your academy	6
Unidentified person	4
Missing Data	4

Table 46 reflects the break down of offenders by category by incident.

Table 46. Sexual Assault Offenders by Category and Incident

Category of offender	1 st Incident	2 nd Incident	3 rd Incident
Cadet who was senior to me	29	5	2
Cadet who was in same class as me or below	36	4	0
Military faculty or staff member	0	0	0
Civilian faculty or staff member	0	0	0
Military person NOT assigned to your academy	1	1	0
Civilian person NOT assigned to your academy	5	1	0
Unidentified person	4	0	0

Of the 92 reported incidents, respondents provided information for 86 incidents when asked if there were multiple offenders. A total of 10 respondents reported multiple offenders assaulted them.⁴³ Fellow cadets were the only offender group for multiple offender incidents; eight involved cadets who were senior to the victim, one involved cadets who were in the same class or below, and one included a combination of both senior cadets and cadets in the same class or below. Table 47 reflects whether or not multiple offenders were involved by incident.

Table 47. Multiple Offenders

Multiple offenders	1 st Incident	2 nd Incident	3 rd Incident
Yes	8	1	1
No	64	10	1
I don't know	1	0	0

Reporting of Sexual Assault Incidents

Of the 92 sexual assault incidents recorded by 79 respondents, the highest number of incidents (12), were reported to the officer/NCO chain of command. A total of nine incidents were reported to the Academy Response Team, and eight each were reported to: academy counseling or development center, criminal investigation organizations, and academy chaplain/clergy. Other responses indicate they reported their assault to their boyfriends, confronted the offender themselves or with friends, or used their Human Resources Officer. Table 48 lists the total number of incidents reported to each authority by incident.

⁴³ No cadet assaulted by multiple offenders was assaulted by multiple offenders more than one time.

Table 48. Authorities Sexual Assaults Reported To

Authorities to which sexual assaults were reported	Number
Officer/NCO chain of command (AOC, MTL, TAX, Co Officer, SEL)	12
Academy staff & faculty member not in chain of command	7
Academy hotline/helpline	6
Academy Response Team (ART) [N/A for USMA and USNA]	9
Person in cadet chain of command	6
Peer resource (e.g., SAVI GUIDE, CASIE Rep)[N/A for USMA]	7
Academy Counseling or Development Center	8
SAVI Advocate/Coordinator [N/A for USMA and USAFA]	0
Off-Installation Counseling Center	0
Installation Medical Personnel	2
Off-Installation Medical Personnel	2
Criminal Investigative Organizations (i.e. AFOSI, CID, NCIS)	8
Security Forces, Military Police, or USNA Police	3
Academy Inspector General's Office [N/A for USNA]	0
Academy Chaplain/Clergy	8
Non-Installation Chaplain/Clergy	0
Civilian Law Enforcement Agency	1
Service or DoD Inspector General's Office or Hotline	0
No one – I did not report this incident	59
Other (please explain)⁴⁴	8

Table 49 reflects the authorities sexual assaults were reported to, by incident.

⁴⁴ Respondents indicated they told their boyfriends and “guy” friends about the incident.

Table 49. Sexual Assault Reporting to Authorities by Incident

Authority/Agency	1st Incident	2nd Incident	3rd Incident
Officer/NCO chain of command (AOC, MTL, TAX, Co Officer, SEL)	11	1	0
Academy staff & faculty member not in chain of command	7	0	0
Academy hotline/helpline	6	0	0
Academy Response Team (ART) [N/A for USMA and USNA]	9	0	0
Person in cadet chain of command	6	0	0
Peer resource (e.g., SAVI GUIDE, CASIE Rep)[N/A for USMA]	7	0	0
Academy Counseling or Development Center	8	0	0
SAVI Advocate/Coordinator [N/A for USMA and USAFA]	0	0	0
Off-Installation Counseling Center	0	0	0
Installation Medical Personnel	2	0	0
Off-Installation Medical Personnel	1	1	0
Criminal Investigative Organizations (i.e. AFOSI, CID, NCIS)	8	0	0
Security Forces, Military Police, or USNA Police	3	0	0
Academy Inspector General's Office [N/A for USNA]	0	0	0
Academy Chaplain/Clergy	8	0	0
Non-Installation Chaplain/Clergy	0	0	0
Civilian Law Enforcement Agency	1	0	0
Service or DoD Inspector General's Office or Hotline	0	0	0
No one – I did not report this incident	51	7	1
Other (Please explain)	6	1	1

Reprisal for Reporting Sexual Assaults

Cadets who answered “yes” to question 19, were asked whether anyone in a position of authority retaliated against them for reporting an incident. Retaliation was defined as “unwarranted punishment, demotion, or withholding a favorable duty position. A total of five respondents indicated they experienced reprisal from another cadet, commissioned officer in their chain of command or academy staff or faculty; three were upperclassmen not in her chain of command; two were cadets in her chain of command; one was a commissioned officer in her chain of command; and one was a member of the academy staff and faculty. Table 50 reflects the respondents identified as being retaliated against for reporting a sexual assault incident.

**Table 50. Reprisal for Reporting Sexual Assaults
by Incident**

	1st Incident	2nd Incident	3rd Incident
Yes	4	0	1 ⁴⁵
No	17	2	0
Don't know or not sure	1	1	0

Table 51 reflects the number of times respondents experienced reprisals for reporting sexual assault by incident, and the individual who retaliated against them. (Respondents were allowed to select all that apply.)

Table 51. Reprisal by Academy Officials by Incident

	1st Incident	2nd Incident	3rd Incident
Cadet in my chain of command	1	0	1
Upperclassmen NOT in my chain of command	2	0	1
Commissioned Officer in my chain of command	1	0	1
Other Academy staff or faculty	1	0	0
Service officials outside your Academy	0	0	0

A USAFA female respondent made the following written comment regarding reprisal for reporting sexual assault:

“I received extra punishments because during the time I told OSI about the incident I had mentioned ... They turned on me and told my chain of command that I ... and I received a form 10 and tours for that. I was punished for cooperating.”⁴⁶

Respondents were asked whether they experienced “any OTHER repercussions for reporting this incident.” The choices included: Ostracism, harassment, or ridicule from other cadets both in and not in their chain of command, ostracism, harassment, or ridicule from Academy staff and faculty members, or other significant repercussions. There were 13 reported experiences of repercussions from cadets NOT in the chain of command, and 5 instances from cadets within the chain of command. No respondents reported repercussions from Academy staff and faculty members. A total of two of the reported experiences fell in the category of “other significant repercussions” and they related to the belief that the respondent would have been harassed if they reported the incident, and another was concerned with pressure from OSI.⁴⁷ Table 52 reflects the responses by

⁴⁵ This cadet did not indicate reprisal for reporting her first or second sexual assault, only the third sexual assault.

⁴⁶ This incident occurred before the Agenda for Change.

⁴⁷ The cadet responded “Pressure from OSI. Forced to report by upper leadership when the current policy had not been enacted.”

incident, of female cadets indicating they experienced other repercussions for reporting an incident of sexual assault. Respondents were instructed to check all answers that applied to each incident.

Table 52. Other Repercussions Experienced by Incident

Type of Repercussions	1 st Incident	2 nd Incident	3 rd Incident
Ostracism, harassment, or ridicule from other cadets NOT in chain of command	11	1	1
Ostracism, harassment, or ridicule from other cadets in chain of command	3	1	1
Ostracism, harassment, or ridicule from Academy staff or faculty members	0	0	0
Other significant repercussions (Please specify)	1	0	1
No, I did not experience other repercussions	10	2	0

A USAFA female respondent made the following written comment regarding reprisal for reporting sexual assault:

“My cadet chain of command used the fact that I had been sexually assaulted against me during training sessions during four degree year. They would say it out loud where my peers could hear and no one did anything about it...not even the AOC. They would say things like “Oh, Cadet X. . .”⁴⁸

Reporting to MCIO/Law Enforcement

Respondents were asked, “Did a military criminal investigative organization (AFOSI, CID or NCIS) or a civilian law enforcement agency conduct a criminal investigation?” Respondents indicated 10 incidents were investigated, 14 had not been investigated and 2 respondents did not know. Table 53 reflects the criminal investigations conducted by incident.

Table 53. Criminal Investigations Conducted by Incident

	1 st Incident	2 nd Incident	3 rd Incident
Yes	10	0	0
No	10	3	1
I don’t know	2	0	0

Why No Criminal Investigation Was Conducted

A total of 11 cadets indicated that a criminal investigation was not conducted because it was never reported to law enforcement officials, while 2 cadets indicated they declined to

⁴⁸ Incident occurred before the Agenda for Change.

cooperate with the investigation. Table 54 reflects USAFA female cadet responses by incident indicating why no criminal investigations were conducted.

Table 54. Why No Criminal Investigation Was Conducted

	1 st Incident	2 nd Incident	3 rd Incident
The incident was not reported to law enforcement officials	8	3	0
I declined to cooperate with an investigation	2	0	0
I don't know	0	0	1

A total of nine respondents reported dissatisfaction (by also checking either “Dissatisfied or Very Dissatisfied”) with the MCIO. Of the nine respondents, five provided written comments regarding their dissatisfaction with the MCIO.

- Comment one:

“I did not want to press any legal charges, yet OSI wanted me to pursue the matter. I had no choice of whether I wanted to report to OSI or not under the new changes to the reporting system. I would like to be given the option of whether I want to legal report or not.”⁴⁹

- Comment two:

“I was very dissatisfied with the way OSI handled the matter. I did not want anyone to know about it, and they were in my squadron interviewing people about it. I was dissatisfied with the way the lawyers handled it because it felt like they were pushing me too hard to press charges. I was dissatisfied with the counseling center because ...I do not feel comfortable talking to them about the incident.”⁵⁰

- Comment three:

“OSI was completely inconsiderate. I had little to no sleep, they ...continuously pressured me to answer questions after I told them I was not prepared to do so, I just wanted to get some sleep. They also kept “evidence”, which are my personal things for months after the incident. ...I was very upset. They were unprofessional and inconsiderate. It was not explained to me that the “rape kit” would trace the offender down and then they would.... They told me the rape kit was to check to ensure there was no pregnancy, STDs and etc. I was completely naive at that point, because all I was thinking about was clearing my head and getting away from everyone who was pressuring me to answer questions. I just needed to be alone for a while, to think, to get my head together-- just some time with God. I was not granted

⁴⁹ Incident occurred before the Agenda for Change.

⁵⁰ Incident occurred after the Agenda for Change.

that. Those moments with OSI ...made me wish I never said anything.”⁵¹

- Comment four:

“OSI treated me very badly. I was forced to come forward with a written order...”⁵²

- Comment five:

“I received extra punishments because during the time I told OSI about the incident I had mentioned... Instead of just being an investigative source. They turned on me and told my chain of command... and I received a form 10 and tours for that. I was punished for cooperating.”⁵³

Information Regarding the Disposition of Investigations

A total of eight cadets were informed of the final disposition of the investigation, two were not, and three indicated their cases are not yet resolved due to an on-going investigation or legal proceedings. Table 55 reflects the incident disposition information provided to respondents by incident.

Table 55. Informed of the Final Disposition by Incident

	1st Incident	2nd Incident	3rd Incident
Yes	8	0	0
No, I was not informed	1	0	1
N/A – Offender was never identified	0	0	0
N/A – Not yet resolved (i.e. On-going investigation or legal proceedings)	3	0	0

Reasons for Not Reporting Sexual Assault

Recognizing that individuals have many reasons for not reporting a sexual assault, we asked respondents who experienced sexual assault behavior to choose the reasons most important to them when they decided to report the matter to authorities. The top 3 choices among USAFA females for not reporting sexual assault were: 33 indicated they handled it themselves; 35 indicated they thought they could deal with it themselves; and, 30 were ashamed or embarrassed. Table 56 reflects the respondents’ reasons by incident for not reporting sexual assaults to military or academy authorities. (Respondents were asked to check all that apply.)

⁵¹ Cadet did not provide data on year, semester or cadet status for the incident.

⁵² Incident occurred after the Agenda for Change.

⁵³ Incident occurred before the Agenda for Change.

Table 56. Reasons for Not Reporting by Incident

Reasons	1 st Incident	2 nd Incident	3 rd Incident
Does not apply, I reported it	2	0	0
It was not serious enough to report	21	3	0
I handled it myself	31	2	0
I thought I would be labeled a trouble maker	7	2	0
I thought nothing would be done	9	4	0
Threatened with some form of retaliation	3 ⁵⁴	1 ⁵⁵	1
Not threatened with retaliation, but feared some form of retaliation	6	3	0
Feared ostracism, harassment, or ridicule by peers	12	5	1
Feared loss of friends	7	4	1
Feared I or others would be punished for infractions/violations (such as underage drinking)	12	2	1
Feared public disclosure of the assault	12	3	0
Feared my parents/family would find out	8	2	2
Pressured by someone in position of authority	1 ⁵⁶	1 ⁵⁷	0
Feared my boyfriend/girlfriend would find out	1	1	0
Shame/embarrassment	25	4	1
Feared other repercussions	8	2	0
Feared people would not believe me	12	4	0
Not aware of reporting procedures	5	0	0
I thought I could deal with it myself	28	6	1
Other (Explain) ⁵⁸	5	1	1

Satisfaction With Individuals/Agencies by Incident

Respondents were asked to report their level of satisfaction with the following individuals or agencies regarding their handling of their incident. Although 63 cadets did not use the Victim Witness Assistance Program, 7 of the 8 who did were satisfied/very satisfied with

⁵⁴ Of the three cadets, two provided no textual comments regarding retaliation. The other cadet stated she was harassed by male cadets, ostracized by peers and upperclassmen, and reprimanded by [a cadet leader.]

⁵⁵ The cadet indicated she did not report her first and second incident because she was threatened with some form of retaliation. There were no references to a threat in any textual comment blocks of her survey. Therefore, the threat is unknown.

⁵⁶ This cadet did not provide any textual comments to describe being pressured by someone in a position of authority.

⁵⁷ The cadet reported “An upper class cadet had sex with me even though I continually said no. I didn’t fight him off because I was afraid of what he might do to me.”

⁵⁸ Respondents indicated the offender was a current friend/boyfriend and they either didn’t want to get him in trouble, thought it wouldn’t be taken seriously, or didn’t realize anything was wrong. A cadet related that the incident happened on break and she didn’t want to get the Academy involved.

the process. Tables 57.a. through 57.c. reflect by incident, how satisfied respondents were.

Table 57.a. Satisfaction With Individuals/Agencies Handling of Incident

1st Incident	Very Satisfied	Satisfied	Dis-satisfied	Very Dis-satisfied	N/A or I did not use Resource	Total
Investigative Agencies (OSI/CID/NCIS)	4	1	2	6	59	72
Military lawyers handling your case	2	3	4	2	60	71
Victim Witness Assistance	4	3	0	1	63	71
SAVI Advocate/Coordinator or Academy Response Team (ART) [N/A for West Point]	3	5	1	2	60	71
Academy Counseling or Development Center	7	4	1	3	57	72
Peer Resource (CASIE Rep/SAVI GUIDE)[N/A for West Point]	4	3	0	2	63	72
Chain of Command	3	4	2	5	56	70

Table 57.b. Satisfaction With Individuals/Agencies Handling of Incident

2nd Incident	Very Satisfied	Satisfied	Dis-satisfied	Very Dis-satisfied	N/A or I did not use Resource	Total
Investigative Agencies (OSI/CID/NCIS)	4	0	0	1	9	14
Military lawyers handling your case	0	0	0	1	9	10
Victim Witness Assistance	0	0	0	1	9	10
SAVI Advocate/Coordinator or Academy Response Team (ART) [N/A for West Point]	0	0	0	1	9	10
Academy Counseling or Development Center	0	0	0	1	9	10
Peer Resource (CASIE Rep/SAVI GUIDE)[N/A for West Point]	0	0	0	1	9	10
Chain of Command	0	0	1	1	8	10

Table 57.c. Satisfaction With Individuals/Agencies Handling of Incident

3rd Incident	Very Satisfied	Satisfied	Dis-satisfied	Very Dis-satisfied	N/A or I did not use Resource	Total
Investigative Agencies (OSI/CID/NCIS)	0	0	0	0	1	1
Military lawyers handling your case	0	0	0	0	1	1
Victim Witness Assistance		0	0	0	1	1
SAVI Advocate/Coordinator or Academy Response Team (ART) [N/A for West Point]	0	0	0	0	2	2
Academy Counseling or Development Center	0	0	0	0	2	2
Peer Resource (CASIE Rep/SAVI GUIDE)[N/A for West Point]	0	0	0	0	2	2
Chain of Command	0	0	0	0	2	2

USAFA female cadets made the following comments regarding individuals/agencies handling the incident:

- Comment one:

“I did not want to press any legal charges, yet OSI wanted me to pursue the matter. I had no choice of whether I wanted to report to OSI or not under the new changes to the reporting system. I would like to be given the option of whether I want to legal report or not.”

- Comment two:

“I reported to CASIE six months after the event occurred. Due to the policy at the time I did not have to report and chose not to report. When the new administration came in during the spring of 2003 they encouraged the prior victims to report. I eventually reported based upon the advice and knowledge that was provided to me by the ART team. I feel that this was the biggest mistake of my cadet career. I am worse off now as a result of reporting and trusting the ART team.”

- Comment three:

“I was very dissatisfied with the way OSI handled the matter. I did not want anyone to know about it, and they were in my squadron interviewing people about it the day it was reported...I was dissatisfied with the way the lawyers handled it because it felt like they were pushing me too hard to press charges. I was dissatisfied with the counseling center because the issue has still not been resolved for me and I do not feel comfortable talking to them about the incident”

- Comment four:

“OSI was completely inconsiderate...they continuously pressured me to answer questions after I told them I was not prepared to do so, I just wanted to get some sleep . . .”

- Comment five:

“OSI treated me very badly. I was forced to come forward with a written order and then when they said I did not have to come back in I was again, given the choice to talk freely or take the order that was sitting in front of me.”

D. General Comments

USAFA female cadets' comments indicate that in general, they believe that academy leaders are taking the right steps in addressing and correcting USAFA sexual harassment and sexual assault issues. The female cadets believe the academy leadership has sent a clear message that sexual assault will not be tolerated at the academy. They also believe the academy leaders have done a good job of educating the cadet population on all aspects of sexual harassment and sexual assault, and how to report it. As a result, most female cadets agree the USAFA sexual harassment/assault climate at the academy has steadily improved. Many think, that while there are some problems at the academy, the

situation has been overblown, and academy leadership overreacts whenever something new happens.

Many female cadets still expressed some dissatisfaction with academy leadership concerning the “Agenda for Change” and the “Officer Development System.” The general consensus is, that while the new initiatives are good, there are some aspects of them which are considered “overkill” or appear to avoid the problem instead of addressing it.

Many criticized the new fourth class training system and believe it is not challenging enough for new cadets. Some indicate there is a way to make the academy a better place for women without, what they see, as sacrificing the military traditions at the academy. One female cadet stated,

“Cadets need to learn to think under pressure, and by eradicating some of the aspects of training that dealt with that, you removed that ability. You also removed our sense of pride and accomplishment in surmounting a very challenging four-degree year.”

They believe that the freshmen, under the new system, have no respect or sense of military pride. Additionally, many indicated that the creation of the all female hallways in the dormitory was unnecessary and considered it a step in the wrong direction. Many also resent that they must leave their dorm room door open if a male is present and that a male and female can’t occupy the same horizontal surface. They feel these measures only serve to further alienate and isolate females from males, unnecessarily violate their privacy, and hinder the team building process. Some commented these rules make male cadets less inclined to study with them or include them on other projects. Additionally, many commented that the sheer volume of noise and hallway traffic from not being able to close doors makes studying a challenge. Some also felt the academy leadership was more concerned with appeasing high-ranking officials and the media, than with truly looking out for the best interests of the cadets.

Although, most female cadets believe the sexual harassment/assault climate is improving, several felt there were other academy climate issues that also need to be addressed. One female cadet’s comments captured some of the other climate issues concerning females at the academy:

“I don’t think that the problem is JUST sexual assault/harassment. There are a number of cultural problems that haven’t even been touched upon: drinking culture, religious toleration racial issues. It seems to me that some of the BIG lessons which led to this disaster haven’t been learned. So the jokes in formation have stopped. Does that mean that the cadets don’t think of them or talk about them behind closed doors”. How about religious advertisement around the Academy? A large number of cadets are not Christians, yet we feel like we are bombarded by some subliminal messages about how we should live our spiritual lives. The Air Force is a cross-section of America, to include genders, faiths, socioeconomic backgrounds, races, histories, political beliefs. It seems like the permanent party wants to mold us into the white, Christian, male Republicans that we are not. Why don’t we take a step back and look at the big picture before we jump in and make a number of changes when our chains of command don’t even know what the culture IS. And if Congress is complaining about the culture in the Academies, they should come and visit us,

spend some time in the dorms, talk to cadets of ALL backgrounds (ac pro, ICs, club sports, etc). I am sick of taking surveys when they don't even address the PROBLEM at hand: the real assessment of the ENTIRE culture of the Academies."

Additionally, there were several comments indicating that female cadets are given preferential treatment with regard to assignment of cadet leadership/staff positions. Some commented there was an appearance of an informal quota system. There were also a few comments indicating that in some instances females received positions on group or wing staffs based on sexual favors. They stated that while this does not happen often, it occurs every semester.

Many female cadets made negative comments regarding surveys and briefings. The most common complaints were that they have to take too many sexual harassment/assault surveys and they get too many sexual harassment/assault briefings. They have been inundated with so many, that these tools are losing their impact. Many female cadets resented that often times, they are the ones targeted for surveys and briefings, while their male counterparts are not. Many are beginning to view the surveys and briefings as punishment. Female cadets were embittered that while 100% of the female cadets were required to participate in this survey, only a representative sample of male cadets was required to participate. Some have or are beginning to become cynical about the survey process, and are frustrated that once again they were singled out and made to feel different.

Several female cadets indicated they knew about or believed that fraudulent allegations of sexual assault have been made at the academy. Several female cadets stated that some female cadets use sexual assault reporting exclusively as a tool to get male cadets into trouble, and that the allegations were completely fabricated. Others made allegations because they (the victim) had second thoughts after a consensual sexual encounter. They stated that because of this, victims of a legitimate assault are afraid to come forward because they will be viewed in the same way.

Many female cadets stated they would not report a sexual assault incident due to the immediate lack of privacy in the current system. Presently, they are encouraged/mandated to use the chain of command, and they don't trust the cadet leadership to keep the information confidential.

IV. USAFA Male Survey Results

This section details the responses of USAFA male cadets concerning values, academy climate, and personal experiences. We included certain written comments that we believe are noteworthy to illustrate the respondents' feelings and beliefs concerning the survey topics. The information provided reflects 992 survey responses.

A. Values

Air Force core values are: "Integrity first, Service before self, and Excellence in all we do."

We asked the survey participants to select from a list of 18 values,⁵⁹ the values most important to their professional life at their academy. Although we asked for the three in order of importance, when we analyzed the data we believed it would be more meaningful to express the results as the three values most frequently selected. Respondents selected integrity, honor, excellence, and respect more than any other values as the values most important to them. Table 58 reflects a breakdown by class year of the values most frequently selected.

Table 58. Frequency of Values by Class Year

Class Year	1st Most Selected Value	2nd Most Selected Value	3rd Most Selected Value
2007	Integrity 161	Honor 88	Excellence 86
2006	Integrity 132	Honor 86	Respect 71
2005	Integrity 134	Excellence 76	Honor 73
2004	Integrity 160	Honor 80	Excellence 70

These figures were computed by adding the frequency that respondents selected each value while they ranked the values in order of importance to them. This represents the total number of times a value was selected by respondents either first, second, and third most important to them.

We also asked the participants based on their experience, to indicate their level of agreement with various statements regarding the honor code, academy rules and regulations, honesty, oaths, moral standards, exemplary conduct and leadership standards and ethical/spiritual/religious beliefs. Table 59 reflects the percentage of responses by USAFA male cadets:

⁵⁹ The values included: Accountability, Achievement, Ambition, Courage, Commitment, Effectiveness, Efficiency, Excellence, Friendship, Honor, Integrity, Loyalty to Country, Money, Power, Respect, Selfless Service, Spiritual Faith, and Tolerance.

Table 59. USAFA Male Responses to Values Statements

	Agree Strongly Agree	Disagree Strongly Disagree
Cadets at my Academy adhere to the Honor Code/Concept, even if they know they won't get caught violating it	68.9%	20.9%
Cadets adhere to significant Academy rules and regulations, even if they know they won't get caught violating them	53.2%	32.4%
Cadets hold other cadets accountable to the Honor Code/Concept	64.6%	19.0%
Honesty in all things is expected and reinforced at my Academy.	84.4%	7.2%
I am morally obligated to abide by the oath I took to support and defend the Constitution of the United States, regardless of the consequences to me	98.4%	0.9%
I have felt pressure from others at my Academy to compromise moral standards because of loyalty to friends/peers	31.7%	54.5%
I have felt pressure from others at my Academy to compromise moral standards in order to meet academic or training objectives	21.2%	65.9%
Circumstances determine whether it is right or wrong for a cadet/midshipman to compromise his or her moral standards	23.0%	59.8%
I am committed to living by moral standards that exceed those of society at large	93.0%	1.2%
As a cadet, it is important for me to meet the same exemplary conduct and leadership standards required of a commissioned officer	89.8%	3.7%
My commitment to living by exemplary conduct and leadership standards has been reinforced by attending the Academy	77.1%	12.8%
I believe commitment to some form of ethical/spiritual/religious beliefs is important to an officer's character	80.6%	9.0%
I am strongly committed to some form of ethical/spiritual/religious beliefs about what is right and wrong	87.1%	4.2%
My experiences at the Academy have enhanced my commitment to ethical/spiritual/religious beliefs	58.3%	21.8%

Adherence to the Honor Code/Concept

Table 60 reflects a breakdown by respondents' class year of graduation, and illustrates the **statistical projection** by class year of those that strongly agree/agree that cadets "adhere to the honor code/concept, even if they know they won't get caught violating it."

Table 60. USAFA Males - Adhere to Honor Code/Concept

Class Year	Total Cadets by Class Year	Survey Sample by Class Year	Statistical Projection of Total Cadets that Strongly Agree/Agree
2004	823	246	575
2005	769	231	583
2006	769	244	542
2007	957	268	586

USAFA male respondents made the following noteworthy comments that are germane to the honor code/concept:

- Comment one:

“The honor code really cannot exist effectively without 100 percent commitment from all cadets. In my time here the athletes have been given extreme preferential treatment on everything, especially the honor code. With this I think the honor code has decayed into something more idealistic than practical, which is troubling since we will all come out of here as 2nd Lt’s.”

- Comment two:

“Honor Code- is not upheld by majority of cadet wing... more honor briefings will likely not fix this problem.”

- Comment three:

“There are not a lot of cadets who practice the toleration portion of the honor code. Especially in the IC locker rooms it is almost impossible to turn someone in for honor. Loyalty is more important to IC’s such as my self, and the fact that many people get away with breaking the honor code every day deters people like me from turning people in for committing honor violations.”

We asked respondents to indicate their level of agreement with the statement, “[c]adets/midshipmen adhere to significant academy rules and regulations, even if they know they won’t get caught violating them.” Overall, 54.1 percent of male respondents strongly agreed, or agreed with the statement. Table 61 reflects a break down by respondent’s year of graduation, and illustrates the **projected number** of USAFA male cadets that strongly agree/agree that cadets adhere to significant Academy rules/regulations, even if they know they won’t get caught violating them.”

Table 61. USAFA Males - Adhere to Significant Academy Rules/Regulations

Class Year	Total Cadets by Class Year	Survey Sample by Class Year	Statistical Projection of Total Cadets that Strongly Agree/Agree
2004	823	246	438
2005	769	231	419
2006	769	244	394
2007	957	268	521

Maintaining Good Order and Discipline

We also asked Cadets for the extent of their agreement or disagreement with how various behaviors, including honor code violations, gender favoritism, fraternization, dating, consensual sex, alcohol use, illegal drug use, and pornography disrupts good order and discipline at their academy. Overall, 83.7 percent of USAFA male respondents agreed “violating the honor code/concept” disrupts good order and discipline. More than 90 percent of USAFA male respondents agreed “favoritism based on gender” disrupts good order and discipline. Table 62 reflects results expressed by USAFA male cadets.

Table 62. Adverse Affects on Good Order and Discipline

	Agree Strongly Agree	Disagree Strongly Disagree
Violating the honor code/concept	83.7%	9.1%
Not reporting honor code/concept violations	61.5%	19.9%
Favoritism based on gender	90.8%	3.9%
Engaging in prohibited relationships/fraternization	65.0%	19.7%
Cadets dating each other at the same academy	12.4%	77.4%
Consensual sex between cadets ON academy grounds	32.2%	54.5%
Consensual sex between cadets OFF academy grounds	10.7%	80.1%
Excessive use of alcohol/drunkenness	69.4%	16.2%
Illegal drug use, or the abuse of prescription drugs	91.9%	3.9%
Viewing pornography or other sexually graphic content (images or movies)	29.4%	49.3%

Consensual Sex

As indicated in Table 62, overall, 32.2 percent of USAFA male respondents strongly agreed or agreed that consensual sex between cadets, on Academy grounds disrupts good order and discipline, while only 10.7 percent indicated the same opinion about consensual sex between cadets off the installation. Tables 63 and 64 reflect by class year, the **projected number** of USAFA male cadets that strongly agree or agree that consensual sex between cadets, both on or off Academy grounds, disrupts good order and discipline.

Table 63. Consensual Sex Between Cadets ON Academy Grounds Disrupts Good Order and Discipline

Class Year	Total Cadets by Class Year	Survey Sample by Class Year	Statistical Projection of Total Cadets that Strongly Agree/Agree
2004	823	246	221
2005	769	231	250
2006	769	244	221
2007	957	268	381

Table 64. Consensual Sex Between Cadets OFF Academy Grounds Disrupts Good Order and Discipline

Class Year	Total Cadets by Class Year	Survey Sample by Class Year	Statistical Projection of Total Cadets that Strongly Agree/Agree
2004	823	246	77
2005	769	231	100
2006	769	244	63
2007	957	268	118

B. Academy Climate

Gender Preferential Treatment

Around 50 percent of USAFA male respondents indicated agreement that men and women are treated fairly, overall, and that women receive more favorable treatment. Table 65 reflects the overall responses of USAFA male respondents.

Table 65. USAFA Male Gender Preferential Treatment Results

	Agree Strongly Agree	Disagree Strongly Disagree
Men receive more favorable treatment OVERALL	3.0%	81.5%
Women receive more favorable treatment OVERALL	50.5%	33.0%
Men and women are treated fairly OVERALL	49.5%	35.2%

Table 66 reflects a breakdown by class year of graduation and illustrates the **statistical projection** of the respondent's answers indicating strong agreement or agreement that men are treated more favorably, women are treated more favorably, or men and women are treated fairly overall.

**Table 66. USAFA Males - Gender Favored Treatment
Overall at USAFA**

			Statistical Projection of Total Cadets that Strongly Agree/Agree		
Class Year	Total Cadets by Class Year	Survey Sample by Class Year	Men Favored	Women Favored	Both Treated Fairly
2004	823	246	23	515	314
2005	769	231	27	433	360
2006	769	244	9	413	353
2007	957	268	43	300	628

The results indicate that USAFA male cadets' opinions that women are treated more favorably than men overall increases during a cadet's tenure. The projection indicates that 515 senior males believe women are treated more favorably, while only 300 freshmen males believe the same. It also appears that the belief that both genders are treated fairly overall appears to decline the longer the male cadet remains at USAFA.

USAFA male respondents made the following written comments regarding gender preferential treatment:

- Comment one:

"I may be going against 20 years here, but women do not belong at the Academy unless they can handle the same standards that men have, i.e. physically"

- Comment two:

"when higher ups make sure that there are a certain number of females in certain positions, I have a problem with that. because that is giving them an unfair advantage over a guy who is more likely more qualified but not a girl."

- Comment three:

"If you want real equality, then change the standards to reflect that. Women will always be treated as second class citizens here because of their institutionalized status as inferior in performance and expectation."

- Comment four:

"While men and women, equally make the same caliber of officer, it is in my opinion for training purposes that there should be separate academies for males and females, for the sake of professionalism and training. While I do not doubt both sexes' ability to work together without problem as commissioned officers, while training to become officers, co-ed academies give rise to problems that retard the process. I feel a better breed of officer of both genders will arise from separate academies"

- Comment five:

“I think that many times, many of the faculty/cadets try to compensate so much for females, in an attempt to always be politically correct and I suppose, more fair. However, in the end, it just causes the male cadets to view females as “get-overs” receiving preferential treatment (still making it difficult to survive here)”

- Comment six:

“USAFA is filled with gender based discrimination. Everything from the PFT and AFT, to leadership positions, and even acceptance it set up to give females and advantage over males. This is wrong. The academy has even gone so far to announce their requirements of having females in leadership positions, well far and above the actual percentage even at the academy.”

- Comment seven:

“I think the only problem that I have seen as a cadet that has influenced me directly is the issue of favoritism. I think females have an unfair advantage in being appointed to positions. My perception is that many times females are appointed to positions of leadership in the wing because they are females. A female who has similar ratings and experience is more likely to be given more opportunity than I will.”

Separation of Genders in Dormitories

USAFA male respondents, when asked whether they agreed or disagreed that cadet dormitory areas should be physically separated (i.e., different floors or buildings) by gender, the majority (78.9 percent) indicated cadet dorms should not be physically separated. USAFA male respondents made the following comments:

- Comment one:

“The idea that the gender and sexual harassment/assault problems can be dealt with easier by separating the women from the men is a bad idea. Male cadets will not be able to learn how to deal with working with females if the females are kept apart from the males”.

- Comment two:

“I feel that separating men and women in the dorms is a childish way of dealing with the alleged sexual assault problem at USAFA. This does nothing productive at all. It just segregates us based on our biological differences and detracts from the familial ties that we share in our squadrons”

- Comment three:

“Clustering female cadets by the bathroom does nothing to protect them, if anything the perpetrure will know exactly where the females are located”

- Comment four:

“I would say stop segregating the females in the squadrons. It’s breaking down unit cohesion among males and females.”

Understanding of Sexual Harassment, Assault and Related Services

USAFA male respondents were also asked if they understood various aspects of sexual harassment and sexual assault, to include avoiding risky situations, how to report and obtain care, counseling, legal services, and the responsibilities of law enforcement and the chain of command in handling sexual assaults. Almost every USAFA male respondent indicated understanding the difference between sexual harassment and sexual assault, and how to avoid situations that increase the risk of sexual assault. Table 67 reflects the USAFA male responses to understanding of sexual harassment, assault, and related services.

Table 67. USAFA Male Responses to Understanding of Sexual Harassment, Assault, and Related Services

	Yes	No
The difference between sexual harassment and sexual assault	97.2%	0.6%
How to avoid situations that might increase the risk of sexual assault	98.5%	0.3%
How to report sexual assaults	93.3%	1.8%
How to obtain medical care following a sexual assault	90.0%	3.5%
How to obtain counseling following a sexual assault	93.3%	3.2%
The services that your Academy’s legal office can provide to a victim in response to sexual assault	81.7%	7.9%
General responsibilities of law enforcement and criminal investigative agencies in response to sexual assaults	86.2%	5.4%
The role of the chain of command in handling sexual assaults	80.6%	8.2%
Where to go if I need additional information on the areas above.	89.8%	3.7%

Effectiveness of Academy Non Senior Leaders

We asked USAFA male cadets a series of questions regarding cadet leaders and commissioned officers (Air Officers Commanding) at their Academy, and to indicate the extent these leaders exhibited the leadership behavior described in the question. Table 68 reflects USAFA male responses.

Table 68. USAFA Male Responses Regarding the Effectiveness of Cadet/Commissioned Officer Non Senior Leaders

		Very Large	Moder-ate	Not at all
		Large	Small	
Demonstrate good examples of sound moral character	Cadets Leaders	63.8%	33.7%	1.3%
	AOC	72.1%	23.8%	3.1%
Hold others accountable for their conduct	Cadets Leaders	54.9%	42.0%	1.6%
	AOC	83.0%	14.4%	1.6%
Promote and safeguard the welfare of subordinates	Cadets Leaders	59.6%	35.5%	3.1%
	AOC	72.0%	22.4%	4.0%
Create a climate in which sexual HARASSMENT is not tolerated	Cadets Leaders	72.8%	23.7%	1.6%
	AOC	86.7%	10.4%	0.9%
Create a climate in which cadets are encouraged to report sexual HARASSMENT	Cadets Leaders	67.0%	27.5%	2.2%
	AOC	82.9%	12.8%	1.2%
Create a climate in which sexual ASSAULT is not tolerated	Cadets Leaders	88.8%	8.7%	0.7%
	AOC	87.8%	8.0%	0.7%
Create a climate in which cadets are encouraged to report a sexual ASSAULT	Cadets Leaders	79.9%	16.2%	1.0%
	AOC	85.3%	10.0%	1.1%
Ensure those who have reported sexual harassment/assault are treated with dignity and respect	Cadets Leaders	69.0%	16.5%	1.5%
	AOC	77.6%	10.7%	1.3%
Provide an appropriate level of privacy to those who have experienced sexual ASSAULT	Cadets Leaders	66.9%	15.2%	2.5%
	AOC	74.4%	10.4%	1.7%
Provide adequate information to cadets about policies, procedures, and consequences of sexual ASSAULT	AOC	79.5%	13.5%	1.1%

Effectiveness of Senior Leaders and Faculty

We asked USAFA male respondents a series of similar questions about academy senior leaders (Superintendent, Commandant of Cadets, Vice Commandant, and Dean of Faculty), and about academy faculty. Table 69 reflects USAFA male responses.

**Table 69. USAFA Male Responses Regarding the Effect of
Academy Senior Leaders and Faculty**

		Very Large Large	Moder- ate Small	Not at all
Demonstrate good examples of sound moral character	Senior Leadership	84.2%	12.1%	2.3%
	Academy Faculty	88.9%	10.0%	0.0%
Hold cadets accountable for their conduct	Senior Leadership	90.6%	7.0%	1.4%
	Academy Faculty	84.2%	14.1%	0.0%
Promote and safeguard the welfare of subordinates	Senior Leadership	80.1%	14.2%	3.1%
	Academy Faculty	81.8%	14.9%	0.4%
Treat subordinate cadets fairly regardless of gender	Senior Leadership	68.1%	21.0%	7.5%
	Academy Faculty	77.6%	19.0%	1.8%
Create a climate in which sexual HARASSMENT is not tolerated	Senior Leadership	92.2%	5.1%	0.8%
	Academy Faculty	88.7%	8.1%	0.0%
Create a climate in which sexual ASSAULT is not tolerated	Senior Leadership	93.9%	3.8%	0.7%
	Academy Faculty	89.8%	5.9%	0.0%

Sexual Harassment Tolerance

Tables 70 and 71 illustrate the percentage of USAFA male respondents who answered either, to a very large or large extent academy leaders, to include cadets, Air Officers Commanding, senior leaders, and faculty, create a climate where “sexual harassment is not tolerated.” Table 70 reflects USAFA male respondents who answered “yes” to question 19 (victim of sexual assault).

**Table 70. Extent that Sexual Harassment is Not
Tolerated (Victim of Sexual Assault)**

	Very Large/ Large
Cadet Leadership	76.9%
AOC	76.9%
Senior Leadership	84.6%
Faculty	76.9%

Table 71 reflects USAFA male respondents who answered “no” to question 19 (non-victim of sexual assault.)

Table 71. Extent That Sexual Harassment is Not Tolerated (Non-Victim of Sexual Assault)

	Very Large/ Large Extent
Cadet Leadership	72.9%
AOC	87.0%
Senior Leadership	92.5%
Faculty	88.9%

USAFA male respondents made the following written comments regarding the Academy leadership and tolerance of sexual harassment:

- **Comment one:**

“I think the senior leadership has done a great job dealing with the current situation. I think there is a positive climate here that encourages professionalism.”

- **Comment two:**

“Over the past year, the climate here has gotten much better. Leadership has promoted being aware of exactly what constitutes improper sexual behavior, and the cadets overall have adopted this mindset. I am pleased with the progress we are making.”

- **Comment three:**

“The Academy Culture has not changed since I have been here. People still tell offensive and tasteless jokes without hesitation. The Academy was not breeding an environment that supported or encouraged sexual harassment or assault, the Academy is home to 4000 young adults who are living in a society where such behavior goes unnoticed and uncorrected everyday.”

- **Comment four:**

“Many male Cadets feel that they are unfairly put upon by the definition of sexual harassment and end up blaming female cadets for administration policy. Many simply do not see what is wrong with making sexist comments or jokes. They think they can be accused of sexual harassment for saying anything a woman does not like, and do not see the problems with their own behavior.”

Sexual Assault Tolerance

Tables 72 and 73 illustrate the percentage of USAFA male respondents who answered either, to a very large or large extent that academy leaders, to include cadets, Air Officers Commanding, senior leaders, and faculty create a climate where “sexual assault is not tolerated.” Table 72 reflects respondents who answered “yes” to question 19 (victim of sexual assault).

Table 72. Extent That Sexual Assault is Not Tolerated (Victim of Sexual Assault)

	Very Large/ Large
Cadet Leadership	76.9%
AOC	76.9%
Senior Leadership	84.6%
Faculty	84.6%

Table 73 reflects respondents who answered “no” to question 19 (non-victim of sexual assault).

Table 73. Extent that Sexual Assault is Not Tolerated (Non-Victim of Sexual Assault)

	Very Large/ Large
Cadet Leadership	89.2%
AOC	88.1%
Senior Leadership	94.2%
Faculty	89.0%

Willingness to Confront and Report Offenders

We asked cadets on the basis of the behavior they observed, to what extent other cadets at their academy were willing to CONFRONT other cadets who engage in sexual HARASSMENT, including inappropriate comments and actions; REPORT other cadets who continue to engage in sexual HARASSMENT after having been previously confronted; and, REPORT other cadets who commit sexual ASSAULT. Table 74 reflects USAFA male cadet responses.

Table 74. USAFA Male Responses Regarding Cadet Willingness to Confront and Report Offenders

	Very Large Large	Moderate Small	Not at all
CONFRONT other cadets who engage in sexual HARASSMENT, including inappropriate comments and actions	51.0%	41.2%	2.4%
REPORT other cadets who continue to engage in sexual HARASSMENT after having been previously confronted	51.9%	37.1%	2.1%
REPORT other cadets who commit sexual ASSAULT	73.3%	16.2%	0.8%

Personal Loyalties, Barriers to Reporting, and Fraudulent Reporting

We asked cadets the extent they think cadets at their academy: (1) Allow personal loyalties to affect reporting of sexual assault, (2) Do not report sexual assault out of concern they or others will be punished for infractions, such as fraternization or underage

drinking, and (3) Consider fraudulent reporting of sexual assault incidents to be a problem at the Academy. Table 75 reflects USAFA male results.

Table 75. USAFA Male Responses Regarding Personal Loyalties, Barriers to Reporting and Fraudulent Reporting

	Very Large	Moderate Small	Not at all
Allow personal loyalties to affect reporting of sexual ASSAULT	17.7%	54.2%	15.9%
Do NOT report sexual ASSAULT out of concern they or others will be punished for infractions, such as fraternization or underage drinking	20.7%	48.7%	16.5%
Consider fraudulent reporting of sexual ASSAULT incidents to be a problem at the Academy	45.9%	35.2%	10.5%

We compared respondents who answered “yes” and “no” to question 19 concerning “Do NOT report sexual ASSAULT out of concern they or others will be punished for infractions, such as fraternization or underage drinking.” Respondents were asked to select “very large extent, large extent, moderate extent, small extent, not at all or no basis to judge.” For our study, we grouped very large and large extent together, moderate and small extent together and “other responses” includes “not at all,” and “no basis to judge.” Table 76 compares USAFA male cadets that answered “yes” and “no” to question 19

Table 76. Extent That Victims and Non-Victims Do NOT Report Sexual Assault - Possible Punishment for Other Infractions

	Very Large/ Large	Moderate/ Small	Other
Victim	30.8%	30.8%	38.5%
Non-Victim	20.6%	49.3%	30.4%

We asked respondents if they “[C]onsider fraudulent reporting of sexual ASSAULT incidents to be a problem at the academy.” We compared responses of cadets that were a victim of sexual assault with those that were not. Table 77 illustrates how responses from victims and non-victims compare.

Table 77. Extent That Victims and Non-Victims Consider Fraudulent Reporting to be a Problem

	Very Large/ Large	Moderate/ Small	Other
Victim	53.9%	30.8%	15.4%
Non-Victim	45.9%	35.3%	18.8%

USAFA male cadets made the following written comments regarding personal loyalties, barriers to reporting and fraudulent reporting.

- Comment one:

“I have specifically heard female cadets say that they would accuse a male cadet of assaulting them when he did nothing, only because they are angry at that male. And then the fact that if they do falsely accuse a male cadet of assault they get amnesty is crap.”

- Comment two:

“There have been many cases where there were false reportings. Also, the system that is being established now makes it too easy for a female, who consented to sexual activities the night before, to feel guilty and then claim sexual assault, rape, etc. This system also makes every male cadet look like a sexual predator and it also sets the environment where females are favored (constantly) over males.”

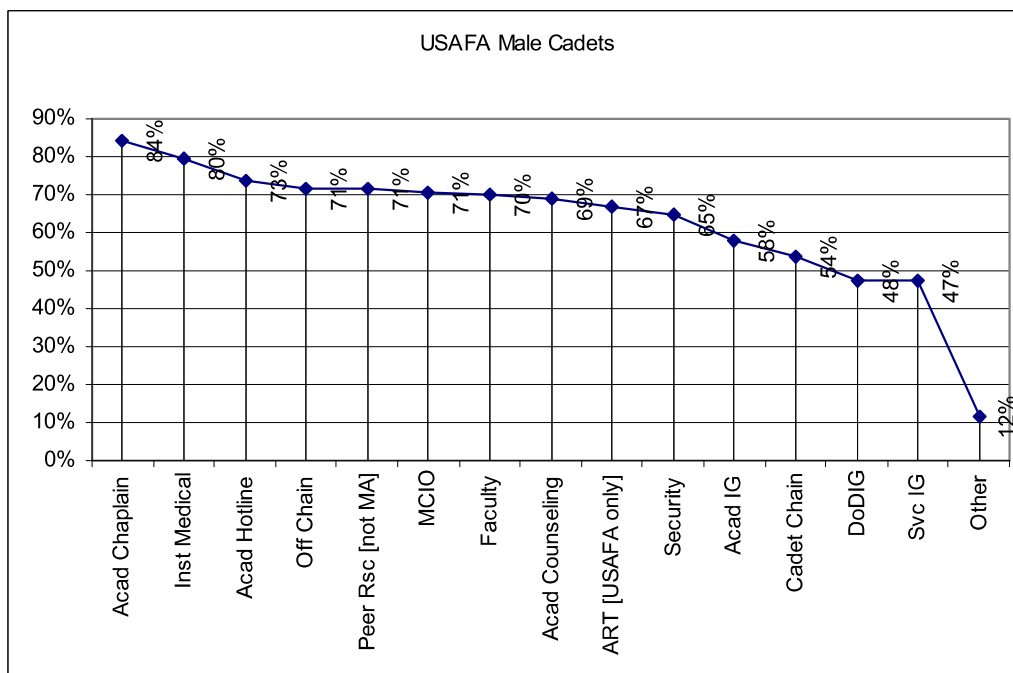
- Comment three:

“It seems as though some of the information we are given leads to the belief that some of the cases reported are based on claiming something in order to get out of other violations that they committed. The recent changes in the system here do not seem to be resulting in positive change but resulting in a sense of bitterness.”

Willingness to Report to Various Agencies

We asked cadets about their willingness to report a personal experience of sexual assault to a variety of individuals/agencies. They were asked to select either “yes,” “no,” “uncertain,” or “service not available.” Although respondents were only asked about their willingness to report to various agencies, their responses allowed us to rank order them in terms of the number of “yes” responses. USAFA male respondents were most willing to report to Academy Chaplain/Clergy. Second highest was installation medical personnel. Figure 2 depicts individual/agency ranking from USAFA male cadets.

Figure 2. Individual/Agency Ranking Among USAFA Male Cadets



Sexual Harassment

We asked cadets about sexual talk and/or behaviors that were uninvited and unwanted, and which they did not willingly participate. They were asked “SINCE JUNE OF 2003, how frequently have you been in situations where persons assigned to your Academy (i.e., cadets/midshipmen and/or other military or civilian personnel working at your Academy),” (emphasis in original) followed by a series of behaviors listed in Table 78. The respondents were asked to indicate the frequency they experienced these behaviors, ranging from never, once or twice, several times, often and very often. The most frequent behavior experienced often or very often by male USAFA respondents is “Repeatedly told stories or jokes of a sexual nature that were offensive to you.” Table 78 reflects the responses of USAFA male respondents indicating the percentages they experienced the listed behaviors often or very often.

Table 78. Percentage of Male Cadets Indicating Occurrence of Listed behaviors Often or Very Often.

	Often/Very Often
Repeatedly told stories or jokes of a sexual nature that were offensive to you	5.0%
Made unwelcome attempts to draw you into a discussion of sexual matters (for example, attempted to discuss or comment on your sex life)	2.3%
Made offensive remarks about your appearance, body, or sexual activities	2.1%
Made gestures or used body language of a sexual nature that embarrassed or offended you	1.2%
Made unwanted attempts to establish a romantic sexual relationship with you despite your efforts to discourage it	0.4%
Continued to ask you for dates, drinks, dinner, etc, even though you said “No”	0.4%
Made you feel like you were being bribed with some sort of reward or special treatment to engage in sexual behavior	0.2%
Made you feel threatened with some sort of retaliation for not being sexually cooperative (for example, by mentioning an upcoming review or evaluation)	0.2%
Touched you in a way that made you feel uncomfortable	0.4%
Treated you badly for refusing to have sex	0.3%
Implied better assignments or better treatment if you were sexually cooperative	0.2%

The behavior most experienced by USAFA male respondents is “Touched you in a way that made you feel uncomfortable.” Only 4.7 percent of USAFA male respondents indicated that since June 2003, they never experienced this behavior. Table 79 reflects the percentages of USAFA male respondents that never experienced the listed behaviors.

Table 79. Percentage of USAFA Male Cadets that Never Experienced Listed Behaviors

Uninvited Unwanted Behavior	Never Experienced
Repeatedly told stories or jokes of a sexual nature that were offensive to you	63.3%
Made unwelcome attempts to draw you into a discussion of sexual matters (for example, attempted to discuss or comment on your sex life)	76.0%
Made offensive remarks about your appearance, body, or sexual activities	80.6%
Made gestures or used body language of a sexual nature that embarrassed or offended you	80.4%
Made unwanted attempts to establish a romantic sexual relationship with you despite your efforts to discourage it	94.3%
Continued to ask you for dates, drinks, dinner, etc, even though you said “No”	96.4%
Made you feel like you were being bribed with some sort of reward or special treatment to engage in sexual behavior	98.2%
Made you feel threatened with some sort of retaliation for not being sexually cooperative (for example, by mentioning an upcoming review or evaluation)	98.5%
Touched you in a way that made you feel uncomfortable	4.7%
Treated you badly for refusing to have sex	98.5%
Implied better assignments or better treatment if you were sexually cooperative	98.6%

Table 80 reflects responses of USAFA male cadets that answered “yes” to question 19 regarding the frequency that they experienced unwanted/uninvited sexual talk or behavior. Table 81 reflects the responses of USAFA male cadets that answered “no” to question 19.

Table 80. Frequency of Unwanted/Uninvited Sexual Talk or Behavior (Victim of Sexual Assault)

	Never	Once or Twice	Several Times	Often	Very Often
Repeatedly told stories or jokes of a sexual nature that were offensive to you	53.85%	15.38%	15.38%	0.00%	15.38%
Made unwelcome attempts to draw you into a discussion of sexual matter	50.00%	25.00%	16.67%	0.00%	8.33%
Made offensive remarks about your appearance, body, or sexual activities	61.54%	23.08%	0.00%	7.69%	7.69%
Made gestures or used body language of a sexual nature that embarrassed or offended you	61.54%	15.38%	7.69%	7.69%	7.69%
Made unwanted attempts to establish a romantic sexual relationship with you despite your efforts to discourage it	69.23%	15.38%	7.69%	0.00%	7.69%
Continued to ask you for dates, drinks, dinner, etc, even though you said “No”	76.92%	15.38%	0.00%	0.00%	7.69%
Made you feel like you were being bribed with some sort of reward or special treatment to engage in sexual behavior	76.92%	15.38%	0.00%	0.00%	7.69%
Made you feel threatened with some sort of retaliation for not being sexually cooperative	84.62%	7.69%	0.00%	0.00%	7.69%
Touched you in a way that made you feel uncomfortable	15.38%	69.23%	0.00%	0.00%	15.38%
Treated you badly for refusing to have sex	84.62%	0.00%	7.69%	0.00%	7.69%
Implied better assignments or better treatment if you were sexually cooperative	84.62%	7.69%	0.00%	0.00%	7.69%

Table 81. Frequency of Unwanted/Uninvited Sexual Talk or Behavior (Non-Victim of Sexual Assault)

	Never	Once or Twice	Several Times	Often	Very Often
Repeatedly told stories or jokes of a sexual nature that were offensive to you	63.76%	23.72%	7.60%	3.70%	1.23%
Made unwelcome attempts to draw you into a discussion of sexual matter	76.88%	16.24%	4.62%	1.85%	0.41%
Made offensive remarks about your appearance, body, or sexual activities	81.40%	12.74%	3.91%	1.64%	0.31%
Made gestures or used body language of a sexual nature that embarrassed or offended you	81.61%	14.36%	3.00%	0.93%	0.10%
Made unwanted attempts to establish a romantic sexual relationship with you despite your efforts to discourage it	95.46%	3.61%	0.62%	0.10%	0.21%
Continued to ask you for dates, drinks, dinner, etc, even though you said “No”	97.23%	2.26%	0.21%	0.00%	0.31%
Made you feel like you were being bribed with some sort of reward or special treatment to engage in sexual behavior	99.48%	0.31%	0.10%	0.00%	0.10%
Made you feel threatened with some sort of retaliation for not being sexually cooperative	99.59%	0.31%	0.00%	0.00%	0.10%
Touched you in a way that made you feel uncomfortable	4.62%	94.46%	0.72%	0.00%	0.21%
Treated you badly for refusing to have sex	99.49%	0.31%	0.00%	0.00%	0.21%
Implied better assignments or better treatment if you were sexually cooperative	99.79%	0.10%	0.00%	0.00%	0.10%

USAFA male respondents made the following written comments regarding unwanted uninvited sexual talk or behavior:

- Comment one:

“I marked “never” for everything in question 17. However, there is not a day that goes by where I do not hear a joke that is sexually explicit in nature”

- Comment two:

“The Academy Culture has not changed since I have been here. People still tell offensive and tasteless jokes without hesitation.”
- Comment three:

“The only things of a sexual nature I experience here at the Academy are the sexual jokes and comments made by my classmates which I must admit are quite frequent.”
- Comment four:

“In my class there is a lot of “good gaming” (butt pats) as a sort of joke on the whole sexual harassment issue at hand. Other things, such as a “C-C slide” (where a hand is slid like a credit card in the crack) also occur. At first I found this extremely offensive, yet now I associate it more with the way things are, and it really doesn’t seem so atrocious anymore.”

We asked cadets how many of the listed behaviors they marked as happening to them they considered sexual harassment. Table 82 reflects the responses of USAFA male cadets.

Table 82. USAFA Male Responses to Behaviors They Considered to be Sexual Harassment

	Percentage
None were sexual harassment	39.3%
Some were sexual harassment	8.3%
Most were sexual harassment	1.8%
All were sexual harassment	3.2%
Does not apply (I marked “NEVER” in every item in question #17)	46.7%

Table 83 reflects USAFA male responses broken down by those who answered “yes” to question 19 and those who answered “no” (Victim versus Non-Victim of sexual assault).

Table 83. USAFA Male Responses to Behaviors They Considered to be Sexual Harassment (Victim Versus Non-Victim of Sexual Assault)

	Victims	Non-
None were sexual harassment	46.2%	39.5%
Some were sexual harassment	30.8%	8.0%
Most were sexual harassment	0.0%	1.9%
All were sexual harassment	0.0%	3.3%
Does not apply (I marked “NEVER” in every item in question #17)	23.0%	47.3%
Total	100%	100%

C. Sexual Assault Incidents at the Academy

This section details the results of the survey concerning the scope of sexual assault incidents at the academy. The respondents were asked to answer “yes” or “no” to the following question: “[S]ince becoming a cadet, has someone done any of the following to you without your consent and against your will?” The answer choices included:

- “Touched, stroked, or fondled your private parts;
- Physically attempted to have sexual intercourse with you, but was not successful;
- Physically attempted to have oral or anal sex with you, but was not successful;
- Had sexual intercourse with you;
- Had oral sex with you; and,
- Had anal sex with you.”

A total of 13 male respondents answered, “yes” to the question; however, only 12 cadets provided incident data. Table 84 reflects USAFA male cadets that experienced incidents involving the above-described behavior. The respondents were instructed to check all behaviors that applied for each incident. Therefore, the number of behaviors indicated may exceed the total incidents listed.

Table 84. Scope of Recent Incidents Involving Male USAFA Respondents as Victims

Experienced behavior against will without consent	Number
Total Incidents	12
Touched, stroked, or fondled privates only	10
Touched, stroked, or fondled privates in conjunction with other listed behavior(s)	1
Attempted sexual intercourse	1
Attempted oral or anal sex	0
Had sexual intercourse	1
Had oral sex	0
Had anal sex	0
Missing Data	1

Tables 85.a through 85.c list when these incidents occurred, by calendar year, semester, and the cadet’s status/rank. If the cadet selected summer “semester”, it assumes that graduation has occurred and the cadet rose to the next rank. All cadets did not answer question 20A completely. Where that occurred, “Missing Data” is listed in the table as an unknown response.

Table 85.a. USAFA Males Calendar Year When Incident Occurred

	2001 and Earlier	2002	2003	2004*	Missing Data	Total
Incident	2	1	6	3	0	12

* 3-4 month period: January-March/April 2004

Table 85.b. USAFA Males Semester When Incidents Occurred

	Fall	Spring	Summer	Missing Data	Total
Incident	4	6	1	1	12

Table 85.c. Status of USAFA Male Cadet When Incidents Occurred

	Fresh	Soph	Junior	Senior	BCT/ PLB	Missing Data	Total
Incident	3	4	2	1	1	1	12

The Offenders

We asked USAFA male cadets to describe the actions taken by the offender. The actions were not defined for the respondents; they used their own discretion when responding. Table 86 describes these actions. The respondents were instructed to check all behaviors that apply.

Table 86. USAFA Males - Actions of Offenders by Incident

Act	Number of Actions
Touched, stroked, or fondled your private parts?	11
Physically attempted to have sexual intercourse with you, but was not successful?	1
Physically attempted to have oral or anal sex with you, but was not successful?	0
Had sexual intercourse with you?	1
Had oral sex with you?	0
Had anal sex with you?	0
Missing Data	1

The respondents provided location information for all 12 sexual assault incidents. Of the 12 sexual assault incidents, 9 occurred on the installation, of which all 9 happened in the dormitory. A single offense occurred “Off installation at an Academy-sponsored event,” and two occurred “Off installation and NOT at an Academy-sponsored event.”

Fellow cadets were the main offender group; none were cadets who were senior to the victim, 11 were cadets in the same class or below. Table 87 reflects the breakdown of offenders by category.

Table 87. USAFA Males – Category of Offenders

Category	Total
Cadet who was senior to me	0
Cadet who was in same class as me or below	11
Military faculty or staff member	0
Civilian faculty or staff member	0
Military person NOT assigned to your academy	0
Civilian person NOT assigned to your academy	1
Unidentified person	0
Missing Data	0
Total	12

A total of 2 respondents indicated multiple offenders assaulted them, and 10 respondents indicated they were not assaulted by multiple offenders. Cadets in the “same class or below” as the victim, was the only offender group for the two multiple offender incidents.

Reporting of Sexual Assault Incidents

Of the 12 sexual assault incidents recorded by respondents, 10 incidents were not reported to anyone, 1 respondent indicated reporting to a peer resource and 1 reported to Academy chaplain/clergy. A total of 2 cadets indicated the incident was not serious enough to report and 1 cadet respondent did not provide data.

Reprisal for Reporting Sexual Assaults

Cadets who answered, “yes” to question 19, were asked if anyone in a position of authority retaliated against them for reporting an incident. Retaliation was defined as “unwarranted punishment, demotion, or withholding a favorable duty position. None of the USAFA male cadets indicated any reprisal or repercussions for reporting incidents of sexual assault.

We then asked respondents if they experienced “any OTHER repercussions for reporting this incident.” The choices included: Ostracism, harassment, or ridicule from other cadets both in and not in their chain of command, ostracism, harassment, or ridicule from academy staff or faculty members, and other significant repercussions. USAFA male respondents did not indicate any other repercussions for reporting a sexual assault incident.

Reporting to MCIO/Law Enforcement Agency

According to respondents, no criminal investigations were conducted in regards to any of the sexual assault incidents. When asked why a criminal investigation wasn’t conducted, 10 respondents did not answer the question and the 2 indicated the incidents were not reported to law enforcement officials. Even though no incidents were reported to law enforcement, one USAFA male respondent indicated dissatisfaction with an MCIO. A respondent provided a comment expressing dissatisfaction with [AF]OSI, yet that respondent had not selected either “Dissatisfied” or “Very Dissatisfied.”

A USAFA male respondent commented, “AFOSI has a reputation for incriminating victims with other offenses. Never used them, ...”

Table 88 indicates USAFA male respondents’ reasons for not reporting sexual assault incidents (Respondents were able to check all that apply.)

Table 88. Reasons for not reporting by Incident

Reasons	Number of
Does not apply, I reported it	0
It was not serious enough to report	8
I handled it myself	6
I thought I would be labeled a trouble maker	1
I thought nothing would be done	1
Threatened with some form of retaliation	0
Not threatened with retaliation, but feared some form of retaliation	1
Feared ostracism, harassment, or ridicule by peers	1
Feared loss of friends	1
Feared I or others would be punished for infractions/violations (such as underage drinking)	1
Feared public disclosure of the assault	1
Feared my parents/family would find out	1
Pressured by someone in position of authority	0
Feared my boyfriend/girlfriend would find out	0
Shame/embarrassment	2
Feared other repercussions	0
Feared people would not believe me	2
Not aware of reporting procedures	0
I thought I could deal with it myself	4
Other (Explain) ⁶⁰	2
Missing Data	1

Satisfaction with Individuals/Agencies by Incident

We asked respondents to report their level of satisfaction with the following individuals or agencies in regard to their handling of their incident. Even though no respondents indicated they reported incidents to anyone other than the chaplain/clergy and peer resources, data was provided regarding respondent satisfaction with agencies that were not identified as being involved in the reporting process. Table 89 reflects how satisfied USAFA male respondents were.

⁶⁰ Both cadets handled it themselves and did not feel the need to report.

Table 89. Satisfaction With Individuals/Agencies Handling of Incident

Agency	Very Satisfied	Satisfied	Dis-satisfied	Very Dis-satisfied	N/A or I did not use Resource	Missing Data	Total
Investigative Agencies (OSI/CID/NCIS)	0	0	0	1	10	1	12
Military lawyers handling your case	0	0	0	1	10	1	12
Victim Witness Assistance	0	0	0	1	10	1	12
SAVI Advocate/ Coordinator or Academy Response Team (ART) [N/A for West Point]	0	0	0	1	10	1	12
Academy Counseling or Development Center	1	0	0	1	9	1	12
Peer Resource (CASIE Rep/SAVI GUIDE)[N/A for West Point]	1	0	0	1	9	1	12
Chain of Command	0	1	0	1	9	1	12

D. General Comments

Many male cadets responded that female cadets at the academy are given “extra rights” versus “equal rights.” They do not think it is fair that females receive a disproportionate number of the cadet leadership positions. The USAFA males’ comments indicate that females are given preferential treatment and are not held to the same standards as the male cadets, especially in regard to physical fitness standards. Male cadets indicated that a large part of the reason that males feel resentment towards females is because they are given special treatment. Females are powerful; one accusation, truthful or not, can ruin a male cadet’s career.

Male cadets believe that more emphasis is placed upon prosecuting male cadets accused of sexual assault, rather than finding the truth behind the accusation. Many think there are many cases of fraudulent reporting of sexual assault and that the accused suffer irreparably, even when accusations are unfounded or proven false. They responded that the senior leadership is at the mercy of Congress and the media, and they are afraid to treat fairly any male accused of sexual assault. Male cadets think that when it is a case of “he said, she said” and no other evidence exists, female cadets are given the benefit of the doubt and the male cadet suffers.

A recurring theme throughout the comments was that female cadets often lie or exaggerate the circumstances of an incident in order to protect themselves from getting into trouble or to save face for inappropriate actions they may have taken. Male cadets also stated that female cadets have more freedom than do male cadets. They are able to speak freely without fear that their comments will be taken out of context and they will be accused of sexual harassment. Many believe that females can “get away with more” or use their gender to their advantage. One USAFA male cadet stated, “SOME females

here think that because of their gender they can claim they have ‘personal problems’ and get out of anything.”

The Honor Code was discussed repeatedly throughout the cadets’ comments. Most thought having an Honor Code is good, and the Honor Code is a very good guideline to structure their behavior, but they were concerned about the tolerance clause. They believe reporting their fellow cadets for minor infractions will label them as “a snitch and pariah,” while by not reporting would mean breaking the code themselves. They think they are in a no win situation. One cadet stated,

“I think if you see someone breaking the code, why not talk to them and see if you can change their behavior on a low level, rather than bringing them up in front of an honor board. Toleration destroys the concept of team that was created in basic training as you become more susceptible to ignore your teammates rather than help them overcome obstacles.”

Several USAFA male respondents indicated that the Officer Development System was an improvement, training is more effective, and things are getting better at the Academy. They like the idea of being able to provide corrective action at the lowest level in cadet disciplinary situations. Many expressed frustration when cadets rendered corrective actions, only to be overruled by the AOC and “made to” reissue more stringent disciplinary actions. Additionally, several stated that the Academy leadership sometimes reverts back to the “old system” instead of ODS when things do not work perfectly using the new system.

Male cadets thought that the topic of sexual assault/harassment has been beaten into the ground. They received the message loud and clear that sexual assault will not be tolerated. They believe a “few bad apples” are making it extremely difficult for the male cadet populace. They are not all “rapists,” yet many think the media portrays them as such. They believe the Air Force senior leadership and Academy senior leadership is over reacting and making decisions based on what would be popular with the media and Congress. They are reluctant to interact with female cadets for fear of being accused of sexual harassment. Many resent the barrage of briefings and surveys they are given and complained the academy has reached overkill.

Comments regarding changing the fourth class system were numerous. Many cadets indicated that fourth-class training was an important part of the academy tradition. The old training instilled esprit de corps and fostered teamwork. It taught cadets how to deal with tough, stressful situations and provided them with valuable leadership tools. They were extremely upset that the old system was eliminated. They commented that the “Class of 2007” is immature and lacks respect. They indicated that the removal of the forth class system has not helped change the environment for the better, but has removed a great deal of the esprit de corps and created a lack of overall respect in the current fourth class (Apr 2007). It was noted by several cadets that many notable Air Force officers, such as Lance Sijan, cited their fourth-class training rigors as the basis for their ability to survive in extremely stressful situations.

Many male cadets commented about the requirement to leave dorm rooms open at a 90-degree angle when a member of the opposite sex is present in the room and the restriction not to sit on the same horizontal surface. They did not see this as a deterrent to sexual assault, because those who follow the rules weren’t the ones committing sexual assault. They view both of these rules as being “treated like children.” One cadet commented “treat us like monkeys and we’ll act like them.” They think the open door policy violates

their basic privacy. Their dorm room is their home, not just their “place of business.” They believe that these rules are extreme and prove to be detrimental to the academy life instead of improving it. Many think that they should be able to close their doors when they have a guest, be able to sit on the same horizontal surface, and be treated as responsible adults.

They described distrust of the AOCs. Numerous cadets thought that group and squadron AOCs treat the cadets as stepping-stones to make the next rank, and by doing so, the morale of cadets is extremely low. Cadets stated that AOCs have lied to them and they fail to uphold the same standards that they enforce upon cadets. One cadet stated “during ODS lessons, we were taught skills that are violated by the AOCs and MTLs placed in charge of us.” The “skill” references were to not punish a group based on the actions of a few. Respondents indicated, AOCs need to be held to higher standards of confidentiality and if confidentiality is broken, they should be held accountable. Cadets think that there is little trust between the cadet and their AOC. They believe that the AOC should be more willing to put themselves on the line for them.

Several male cadets indicated that the selection standards for the academy were too lax. They think there is a substantial gap between the screening of cadets when it comes to recruiting the best athletes possible. They believe it is wrong to have recruited athletes who are accepted to the academy, without having to go through interviews and the normal acceptance process. In the male cadets’ opinion, the intercollegiate athletes should be held to the same fundamental academic standards as all other entrants. Appointees should be accepted because they have the potential to become good officers, not just because they are good athletes.

Many cadets expressed their satisfaction with the Academy’s dealing with the recent “sexual assault scandal” and they think the leadership is doing a good job. They believed the new leadership is doing an excellent job enforcing standards and improving professionalism. Leadership has raised awareness to a new level. One cadet said “sexual assault/harassment briefings have been beat into cadets’ heads so much that it is irritating, but I think it is working.”

There were several comments that women do not belong at USAFA. With the elimination of females, the problem of sexual assault/harassment would be eliminated. One cadet stated, “the only way to remove the gender disparity is to remove women from the USAFA period.” There were also several comments from cadets indicating they were sick of taking surveys and providing comments when “no one is going to read them anyway.” They stated surveys such as this “are a bother.”

V. USMA Female Survey Results

This section details the responses of USMA female cadets concerning values, academy climate, and personal experiences. We included certain written comments that we believe are noteworthy to illustrate the respondent's feelings and beliefs concerning the topics studied in the survey. When respondents were asked to indicate their level of agreement in numerous survey questions, their choices were: "strongly agree; agree; no opinion; disagree; and strongly disagree." The information provided reflects the responses of 601 survey respondents.

A. Values

Army values are: "Loyalty, Duty, Respect, Selfless Service, Honor, Integrity, and Personal Courage."

We asked the survey participants to select from a list of 18 values,⁶¹ the values **most** important to their professional life at their academy. Although we asked for the three in order of importance, when we analyzed the data we believed it would be more meaningful to express the results in terms of the three values based on the frequency selected. Respondents selected Integrity, Respect, Honor, and Selfless Service more than any of the other values as the values most important to them. Table 90 reflects a breakdown by class year of the three values most frequently selected.

Table 90. Frequency of Values by Class Year

Class Year	1 st Most Selected Value	2 nd Most Selected Value	3 rd Most Selected Value
2007	Integrity 76 (12.6%)	Honor 67 (11.1%)	Respect 59 (9.8%)
2006	Integrity 64 (10.6%)	Respect 55 (9.1%)	Honor 47 (7.8%)
2005	Integrity 71 (11.8%)	Honor/Respect 48 (7.9%)	Selfless Service 42 (6.9%)
2004	Integrity 84 (13.9%)	Honor 61 (10.1%)	Respect 56 (9.3%)

These figures were computed by adding the frequency each value was selected by respondents while they ranked the values in order of importance to them. So in essence this represents the total number of times a value was selected by respondents while they ranked them in order of importance as first, second and third most important to them.

We also asked the participants, based on their experience, to indicate their level of agreement⁶² with various statements regarding the honor code, academy rules and

⁶¹ The values included: Accountability, Achievement, Ambition, Courage, Commitment, Effectiveness, Efficiency, Excellence, Friendship, Honor, Integrity, Loyalty to Country, Money, Power, Respect, Selfless Service, Spiritual Faith, and Tolerance.

⁶² The results reflected the combined results of those indicating "agree/strongly agree" and "disagree/strongly disagree."

regulations, honesty, adherence to oaths, moral standards, exemplary conduct and leadership standards, and ethical/spiritual/religious beliefs. Table 91 reflects the percentage of responses by USMA female cadets:

Table 91. USMA Female Responses to Values Statements

	Agree Strongly Agree	Disagree Strongly Disagree
Cadets at my Academy adhere to the Honor Code/Concept, even if they know they won't get caught violating it	74.4%	17.6%
Cadets adhere to significant Academy rules and regulations, even if they know they won't get caught violating them if they	40.9%	48.1%
Cadets hold other cadets accountable to the Honor Code/Concept	76.9%	8.9%
Honesty in all things is expected and reinforced at my Academy.	89.7%	4.2%
I am morally obligated to abide by the oath I took to support and defend the Constitution of the United States, regardless of the consequences to me	96.7%	1.2%
I have felt pressure from others at my Academy to compromise moral standards because of loyalty to friends/peers	30.0%	55.2%
I have felt pressure from others at my Academy to compromise moral standards in order to meet academic or training objectives	16.3%	74.5%
Circumstances determine whether it is right or wrong for a cadet to compromise his or her moral standards	23.8%	60.4%
I am committed to living by moral standards that exceed those of society at large	93.8%	1.3%
As a cadet, it is important for me to meet the same exemplary conduct and leadership standards required of a commissioned officer	95.0%	1.5%
My commitment to living by exemplary conduct and leadership standards has been reinforced by attending the Academy	82.5%	8.2%
I believe commitment to some form of ethical/spiritual/religious beliefs is important to an officer's character	87.5%	5.7%
I am strongly committed to some form of ethical/spiritual/religious beliefs about what is right and wrong	94.0%	2.0%
My experiences at the Academy have enhanced my commitment to ethical/spiritual/religious beliefs	67.7%	16.0%

Adherence to the Honor Code/Concept

As indicated in Table 91, overall 74.4 percent of the respondents strongly agreed or agreed that cadets adhere to the honor code/concept, even if they know they won't get caught violating it. Table 92 reflects a breakdown by respondents' class year of graduation, and illustrates the percentage of those that strongly agree/agree that cadets adhere to the honor code/concept, even if they know they won't get caught violating it.

Table 92. Adhere to Honor Code/Concept

Class Year	Strongly Agree/Agree
2004	80.6%
2005	74.1%
2006	67.8%
2007	75.6%

A USMA female respondent made the following comment germane to the honor code/concept:

“The Honor Code/Rules and regulations system at West Point is an excellent system, unfortunately it is not perfect. It is not as effective as it could be because of the attitude of cadets. Cadets profess to abide by the code, but they do not uphold the standard even in large areas (i.e.- sex in the barracks).”

We asked respondents to indicate their level of agreement with the statement, “Cadets adhere to significant academy rules and regulations, even if they know they won’t get caught violating them.” Overall, 40.9 percent of female respondents strongly agreed, or agreed with the statement. Table 93 reflects a breakdown by respondents’ year of graduation, and illustrates the percentage of those that strongly agree/agree that cadets adhere to significant academy rules/regulations, even if they know they won’t get caught violating them.

Table 93. Adhere to Significant Academy Rules/Regulations

Class Year	Strongly Agree/Agree
2004	52.0%
2005	39.8%
2006	34.2%
2007	36.8%

Maintaining Good Order and Discipline

We asked cadets the extent of their agreement or disagreement with various aspects of behaviors, including honor code violations, gender favoritism, fraternization, dating, consensual sex, alcohol use, illegal drug use, and pornography would disrupt good order and discipline at their academy. Overall, 91.1 percent of USMA female respondents agreed “violating the honor code/concept” disrupts good order and discipline. Over 93 percent of USMA female respondents agreed “favoritism based on gender” disrupts good order and discipline. Table 94 reflects the results expressed by female cadets.

Table 94. Adverse Affects on Good Order and Discipline

	Agree Strongly Agree	Disagree Strongly Disagree
Violating the honor code/concept	91.2%	5.8%
Not reporting honor code/concept violations	68.6%	15.8%
Favoritism based on gender	93.7%	3.8%
Engaging in prohibited relationships/fraternization	66.4%	18.5%
Cadets dating each other at the same academy	4.0%	90.5%
Consensual sex between cadets ON academy grounds	42.9%	39.6%
Consensual sex between cadets OFF academy grounds	8.7%	82.5%
Excessive use of alcohol/drunkenness	83.2%	8.3%
Illegal drug use, or the abuse of prescription drugs	93.3%	4.0%
Viewing pornography or other sexually graphic content (images or movies)	54.1%	25.1%

Consensual Sex

As indicated in Table 94, overall, 42.9 percent of USMA female respondents strongly agreed or agreed that consensual sex between cadets, on academy grounds disrupts good order and discipline, while only 8.7 percent indicated the same opinion about consensual sex between cadets off the installation. Tables 95 and 96 reflect by class year, the percentage of respondents that strongly agree or agree that consensual sex between cadets, either on or off Academy grounds, disrupts good order and discipline.

Table 95. Consensual Sex Between Cadets ON Academy Grounds Disrupts Good Order and Discipline

Class Year	Strongly Agree/Agree
2004	51.3%
2005	34.2%
2006	30.8%
2007	53.1%

Table 96. Consensual Sex Between Cadets OFF Academy Grounds Disrupts Good Order and Discipline

Class Year	Strongly Agree/Agree
2004	6.0%
2005	9.7%
2006	10.9%
2007	8.1%

While 39.6 percent of respondents indicated disagreement or strong disagreement that consensual sex between cadets on academy grounds disrupts good order and discipline,

82.5 percent of respondents indicated disagreement or strong disagreement that consensual sex off the installation disrupts good order and discipline.

B. Academy Climate

Gender Preferential Treatment

Around 50 percent of USMA females indicated agreement that men and women are treated fairly overall. However, 42.6 percent of USMA female cadets strongly agreed or agreed that “[M]en receive more favorable treatment OVERALL.” Table 97 reflects the overall responses of USMA female respondents.

Table 97. USMA Female Gender Preferential Treatment Results

	Agree Strongly Agree	Disagree Strongly Disagree
Men receive more favorable treatment OVERALL	42.6%	38.3%
Women receive more favorable treatment OVERALL	6.2%	74.4%
Men and women are treated fairly OVERALL	50.4%	31.8%

Table 98 reflects by class of graduation, the percentages of respondents indicating strong agreement or agreement that men are treated more favorably, women are treated more favorably, or men and women are treated fairly overall.

Table 98. USMA Female Gender Preferential Treatment Results by Class Year

Class Year	Men Favored	Women Favored	Both Treated Fairly
2004	36.6%	6.0%	59.3%
2005	43.3%	6.2%	48.9%
2006	47.9%	3.4%	42.4%
2007	41.8%	8.7%	51.2%

USMA Female respondents made the following written comments regarding gender preferential treatment:

- **Comment one:**

“Company tactical officers at this Academy have established environments particularly targeting female regulation infractions and punishing them significantly more severely than their male counterparts, creating an environment of mistrust with all female subordinates, which discourage approaching officers about anything, including sexual assault or harassment, for fear of being punished for an irrelevant side issue. This attitude is then perpetuated through the cadet company chain of command and is perceived as threatening and discriminatory by females in and outside of the company.”

- Comment two:

“West Point breeds an attitude that focuses on the seeming inferiority of females to males. Although there is some respect classes taught to the cadets, they are almost never taken seriously, so many of the values taught are not ingrained in the cadets.... Also, because female cadets are such a small minority, every flaw is magnified and every success downplayed. A female cadet at West Point can do no right: if she tries to maintain the standards, she is referred to as a “bitch”, and if she tries to be liked, she is too soft and feminine.”

- Comment three:

“The environment where a woman is automatically discounted SIMPLY because she is a woman and did something AS a woman, not first as a cadet or soldier is damaging and really discourages me from pursuing a career in the army past my minimum commitment...”

- Comment four:

“I think that there are a lot of people here who treat women differently because they feel that the standards are lower (physically) and also because there has to be a certain quota of women in leadership positions (battalion, reg and brigade staff). In some situations women are alienated from activities.”

Separation of Genders in Barracks

When asked whether the respondents agreed or disagreed that cadet barracks areas should be physically separated (i.e., different floors or buildings) by gender, the overwhelming majority (96.3 percent) indicated cadet dorms should not be physically separated. USMA female cadets made the following comments:

- Comment one:

“In regards to the question about segregating the barracks: do not do that, ever! No matter what, women will always be the outsiders of the men’s cliques. Separating us by floors or buildings will only make us more of outsiders and widen the gap between the genders. Living with the guys in the barracks makes it easier to work, study, and learn together. I cannot imagine living separately. Segregating the sexes is the absolute worst idea I can think of to solve the problem”

- Comment two:

“Separate barracks is a bad idea and will only separate the females even more from our male counterparts. Everyone cracks some crude jokes but if you tell them it offends you they will stop making them, or at least not when you are around.”

- Comment three:

“I think separating males and females in the barracks would be disastrous to company unity. Separating the genders would not solve the problem, but would cause additional problems. Namely, I think it would lead to females being general unaccepted.”

- Comment four:

“I very strongly object to having gender-based dorms. Females try very hard to fit in at WP & taking us out of the company area begs for further seclusion. At Buckner, simply living at the other side of the bay meant that we missed meetings, never heard about some formations, and were very isolated. Taking us out would take away from progress we have made.”

- Comment five:

“Male and Female living areas should not be separated. People need to learn how to interact with the opposite gender and they learn it by interacting throughout the day in the barracks and in classes. Separating Male and Female living areas will hurt social development”

Understanding of Sexual Harassment, Assault and Related Services

We also asked cadets if they understood various aspects of sexual harassment and sexual assault, to include avoiding risky situations, how to report and obtain care, counseling, legal services, and the responsibilities of law enforcement and the chain of command in handling sexual assaults. Almost every USMA female cadet understands the difference between sexual harassment and sexual assault, and how to avoid situations that increase the risk of sexual assault. Table 99 reflects USMA females’ understanding of sexual harassment, assault and related services.

Table 99. USMA Female Responses to Understanding of Sexual Harassment, Assault, and Related Services

	Yes	No
The difference between sexual harassment and sexual assault	97.5%	0.2%
How to avoid situations that might increase the risk of sexual assault	99.5%	0.0%
How to report sexual assaults	88.9%	2.7%
How to obtain medical care following a sexual assault	88.9%	2.7%
How to obtain counseling following a sexual assault	86.7%	3.7%
The services that your Academy’s legal office can provide to a victim in response to sexual assault	69.6%	11.3%
General responsibilities of law enforcement and criminal investigative agencies in response to sexual assaults	71.9%	10.0%
The role of the chain of command in handling sexual assaults	75.5%	8.3%
Where to go if I need additional information on the areas above.	84.2%	3.2%

Effectiveness of Academy Non Senior Leaders

We asked cadets a series of questions regarding cadet leaders and commissioned officers (Tactical Officers) at their academy, and indicate the extent those leaders did the things asked in the questions. Table 100 reflects the results of USMA female responses.

Table 100. USMA Female Responses Regarding the Effectiveness of Academy Cadet/Non Senior Leaders

		Very Large	Moderate	Not at all
		Large	Small	
Demonstrate good examples of sound moral character	Cadets	50.2%	49.1%	0.7%
	TAC	68.2%	30.1%	1.5%
Hold others accountable for their conduct	Cadets	51.6%	47.8%	0.5%
	TAC	83.0%	16.1%	0.5%
Promote and safeguard the welfare of subordinates	Cadets	55.1%	42.6%	1.0%
	TAC	72.2%	25.6%	0.8%
Create a climate in which sexual HARASSMENT is not tolerated	Cadets	47.9%	46.9%	3.7%
	TAC	72.5%	23.8%	0.8%
Create a climate in which cadets are encouraged to report sexual HARASSMENT	Cadets	42.6%	44.6%	10.0%
	TAC	69.7%	24.0%	3.0%
Create a climate in which sexual ASSAULT is not tolerated	Cadets	71.2%	24.1%	2.2%
	TAC	79.5%	15.8%	0.8%
Create a climate in which cadets are encouraged to report a sexual ASSAULT	Cadets	52.6%	36.4%	7.0%
	TAC	72.5%	20.0%	2.2%
Ensure those who have reported sexual harassment/assault are treated with dignity and respect	Cadets	31.3%	38.5%	9.0%
	TAC	55.6%	23.6%	2.2%
Provide an appropriate level of privacy to those who have experienced sexual ASSAULT	Cadets	31.8%	35.1%	8.7%
	TAC	74.1%	18.2%	1.8%
Provide adequate information to cadets about policies, procedures, and consequences of sexual ASSAULT	TAC	61.4%	28.6%	3.0%

Effectiveness of Senior Leaders and Faculty

We also asked cadets a series of similar questions about academy senior leaders (Superintendent, Commandant of Cadets, Vice Commandant, and Dean of Faculty), and about academy faculty. Table 101 reflects female cadet responses.

Table 101. USMA Female Responses Regarding the Effectiveness of Academy Senior Leaders and Faculty

		Very Large	Moderate	Not at all
Demonstrate good examples of sound moral character	Senior Leadership	89.7%	6.2%	0.2%
	Academy Faculty	86.7%	12.1%	0.2%
Hold cadets accountable for their conduct	Senior Leadership	93.8%	4.7%	0.5%
	Academy Faculty	86.2%	12.3%	0.2%
Promote and safeguard the welfare of subordinates	Senior Leadership	80.7%	16.0%	0.5%
	Academy Faculty	80.9%	16.0%	0.3%
Treat subordinate cadets fairly regardless of gender	Senior Leadership	70.9%	24.5%	1.0%
	Academy Faculty	72.4%	26.0%	0.8%
Create a climate in which sexual HARASSMENT is not tolerated	Senior Leadership	82.7%	13.3%	1.8%
	Academy Faculty	75.4%	16.8%	1.0%
Create a climate in which sexual ASSAULT is not tolerated	Senior Leadership	84.9%	10.3%	1.3%
	Academy Faculty	80.2%	10.0%	0.5%

Tables 102 and 103 illustrate the percentage of respondents who answered to a very large or large extent, academy leaders, to include cadets, commissioned officers, senior leaders, and faculty, create a climate where “sexual harassment is not tolerated.” Table 102 reflects respondents who answered “yes” to question 19 (victim of sexual assault).

Table 102. Extent That Sexual Harassment is Not Tolerated (Victim of Sexual Assault)

	Very Large/ Large
Cadet Leadership	29.0%
TAC	58.0%
Senior Leadership	68.0%
Faculty	62.0%

Table 103 reflects respondents who answered “no” to question 19 (non-victim of sexual assault).

Table 103. Extent That Sexual Harassment is Not Tolerated (Non-Victim of Sexual Assault)

	Very Large/ Large Extent
Cadet Leadership	51.7%
TAC	75.4%
Senior Leadership	85.6%
Faculty	78.0%

USMA female respondents made the following written comments regarding Academy leadership:

- **Comment one:**

“I do believe there is a general problem with the way men at the Academy treat women. I would say, more than sexual assault, there is a sexual harassment problem. Whether they think its innocent or not, many men here make lewd jokes, derogatory comments, and treat some females in a demeaning way. It seems as though many women accept this at face value and have become desensitized since it happens so often. They don’t realize how disrespectful it really is.”

- **Comment two:**

“USMA has done a good job recently in that they have provided more discussions and classes dedicated to sexual harassment and sexual assault.”

- **Comment three:**

“In the four years that I have been here, I have seen a lot of really good changes. There are a lot more classes about sexual harassment and sexual assault, as well as just basic classes on fraternization.”

- **Comment four:**

“I think that from the time that I was a freshman at the academy till the time that I am now a senior, the amount of sexual harassment has decreased and more officers and cadets are stressing the importance of not allowing it within the units. Most targets of harassment are the underclassmen who do not know any better and feel like it is some attention that they normally can not get from the upperclassmen. More information and awareness needs to be given to the underclass on the importance of avoiding and reporting inappropriate behavior.”

- **Comment five:**

“every school has its problems, but the academy has worked very hard to establish the fact that it is not welcome/accepted here. we attend classes all the time on sexual misconduct and are frequently informed on what is available if something does occur. females are encouraged to report anything that happens to them that shouldn’t. I feel that the

academy has done an excellent job in curbing any problems that may arise.”

- Comment six:

“I feel that although sexual assault isn’t a problem at USMA-sexual harassment is. Dirty jokes and stories have no place here-and many male cadets don’t really understand that. Some male cadets don’t realize how much trouble they could be in if they were to say some of the things they say here as a platoon leader of CO.”

Sexual Assault Tolerance

Tables 104 and 105 illustrate the percentage of respondents who answered to a very large or large extent, academy leaders to include, cadets, commissioned officers, senior leaders, and faculty, create a climate where “sexual assault is not tolerated.” Tables 104 and 105 compare respondents who answered “yes” and “no” to question 19 (victims of sexual assault).

Table 104. Extent That Sexual Assault is Not Tolerated (Victim of Sexual Assault)

	Very Large/ Large
Cadet Leadership	72.1%
TAC	82.2%
Senior Leadership	88.6%
Faculty	89.8%

Table 105 reflects respondents who answered “no” to question 19 (non-victims of sexual assault).

Table 105. Extent that Sexual Assault is Not Tolerated (Non-Victim of Sexual Assault)

	Very Large/ Large
Cadet Leadership	82.6%
TAC	87.0%
Senior Leadership	92.2%
Faculty	85.2%

USMA female respondents made the following written comments regarding academy leadership:

- Comment one:

“I think the Academy has moved in a positive direction to ensure the environment/culture does not tolerate SA/SH and that cadets know where to report if something ever does happen. I think the main problem between men and women at the Academies is sexism and comments.”

- Comment two:

“As a female at West Point, I feel very strongly that I have several male friends and male members in my chain-of-command or faculty that would absolutely not tolerate sexual assault and would support me if I ever came to them with concerns of sexual harassment. Although we often hear jokes that may be off color and things of that nature, to me it is harmless behavior that is inevitable in a school of 85% males. I think there is a climate here that takes sexual harassment and assault very seriously, and I would not hesitate to report misconduct because I know it would be dealt with swiftly and seriously. This opinion is not just to give a good name to the Academy, it is truly how I have felt in my time here.”

- Comment three:

“I believe that cadets at west point either have or have not experienced sexual assault. If they have not, chances are they will, but until then they say there is no problem with it and everything is running fine... When an event happened my sophomore year it changed everything I thought about the academy and the people here...In a mostly male environment it is like being in a big locker room...This usually starts as harassment, then turns into assault or unwanted advancements. Most of the time one or both of the parties. . . “

- Comment four:

“I think that the culture being established by the faculty and staff at the Academy has firmly indicated that sexual assault and harassment are unacceptable in this environment. There has been a rapid shift in the past three years that I have been here to indicate the particular emphasis placed on this topic.”

- Comment five:

“I think USMA does it’s best to handle any sexual harassment or assault cases. sometimes they go over board by even kicking people out for consensual acts. they are doing their best to ensure that the women and men here are safe.”

Willingness to Confront and Report Offenders

We asked cadets, based on the behavior they observed, the extent other cadets at their academy would be willing to CONFRONT other cadets who engage in sexual HARASSMENT, including inappropriate comments and actions; REPORT other cadets who continue to engage in sexual HARASSMENT after having been previously confronted; and, to REPORT other cadets who commit sexual ASSAULT. Table 106 reflects the responses of USMA female cadets.

Table 106. USMA Female Responses Regarding Cadet Willingness to Confront and Report Offenders

	Very Large Large	Moderate Small	Not at all
CONFRONT other cadets who engage in sexual HARASSMENT, including inappropriate comments and actions	21.3%	63.9%	8.8%
REPORT other cadets who continue to engage in sexual HARASSMENT after having been previously confronted	20.3%	60.4%	8.8%
REPORT other cadets who commit sexual ASSAULT	36.6%	43.9%	4.8%

Personal Loyalties, Barriers to Reporting, and Fraudulent Reporting

We asked cadets the extent they think cadets at their academy: (1) Allow personal loyalties to affect reporting of sexual assault, (2) Do not report sexual assault out of concern they or others will be punished for infractions, such as fraternization or underage drinking, and (3) Consider fraudulent reporting of sexual assault incidents to be a problem at the academy. Table 107 reflects USMA female results.

Table 107. USMA Female Responses Regarding Personal Loyalties, Barriers to Reporting, and Fraudulent Reporting

	Very Large Large	Moderate Small	Not at all
Allow personal loyalties to affect reporting of sexual ASSAULT	35.4%	46.8%	3.0%
Do NOT report sexual ASSAULT out of concern they or others will be punished for infractions, such as fraternization or underage drinking	52.4%	32.6%	2.7%
Consider fraudulent reporting of sexual ASSAULT incidents to be a problem at the Academy	17.0%	47.9%	16.8%

We compared the responses of USMA female respondents who answered “yes” and “no” to question 19 regarding “Do NOT report sexual ASSAULT out of concern that they or others will be punished for infractions, such as fraternization or underage drinking.” Respondents were asked to select “very large extent, large extent, moderate extent, small extent, not at all or no basis to judge.” For our study, we grouped very large and large extent together, moderate and small extent together and “other responses” includes “not at all,” and “no basis to judge.” Table 108 compares those who answered “yes” and “no” to question 19.

Table 108. Extent That Victims and Non-Victims Do NOT Report Sexual Assault – Possible Punishment for Other Infractions

	Very Large/ Large	Moderate/ Small	Other
Victim	70.0%	23.0%	7.0%
Non-Victim	48.9%	34.5%	16.7%

We asked USMA female respondents if they “Consider fraudulent reporting of sexual ASSAULT incidents to be a problem at the academy.” We compared the responses of cadets that were a victim of sexual assault with those that were not. Table 109 compares responses from victims and non-victims.

Table 109. Extent That Victims and Non-Victims of Sexual Assault Consider Fraudulent Reporting to be a Problem

	Very Large/ Large	Moderate/ Small	Other
Victim	21.0%	48.0%	31.0%
Non-Victim	16.1%	47.9%	35.9%

USMA female cadets made the following written comments regarding personal loyalties, barriers to reporting, and fraudulent reporting:

- **Comment one:**

“I think the USMA reporting process is quite rigid. Though our Academy has a very good reputation for not tolerating sexual assault/harassment, I feel that many of the actions do go on (between cadets), but women cadets are reluctant to report anything because of the stigma associated with reporting (embarrassment, hassle). If USMA made more confidential reporting sources, other than the 2 in place, then women would feel more confident in reporting actions after they could talk about it with a confidential source first. There is no doubt that anyone charged with harassment or assault charge would get punished at West Point; however, this “little” toleration process also makes it scary for those reporting. Often, the victim is also made to feel like the perpetrator due to the rigid reporting and punishment structure at West Point.”

- **Comment two:**

““In my four years I have constantly been sexually harassed and 2 different men tried to rape me. None of these incidents were reported mostly because I was afraid of what people would think, nothing would happen, and I would still have to work with these people later. In hind sight I realize that it was selfish and those men are in the Army now. They might not have been successful with me, but will be with someone else.”

- Comment three:

“I feel that the biggest concern for most women is anonymity when reporting cases. Many feel that peers and superiors would make fun of them and isolate them because they don’t like their claim of sexual harassment. In addition, many times people assume that since a claim was made, it is the female who is over reacting unless it is a blatant case”

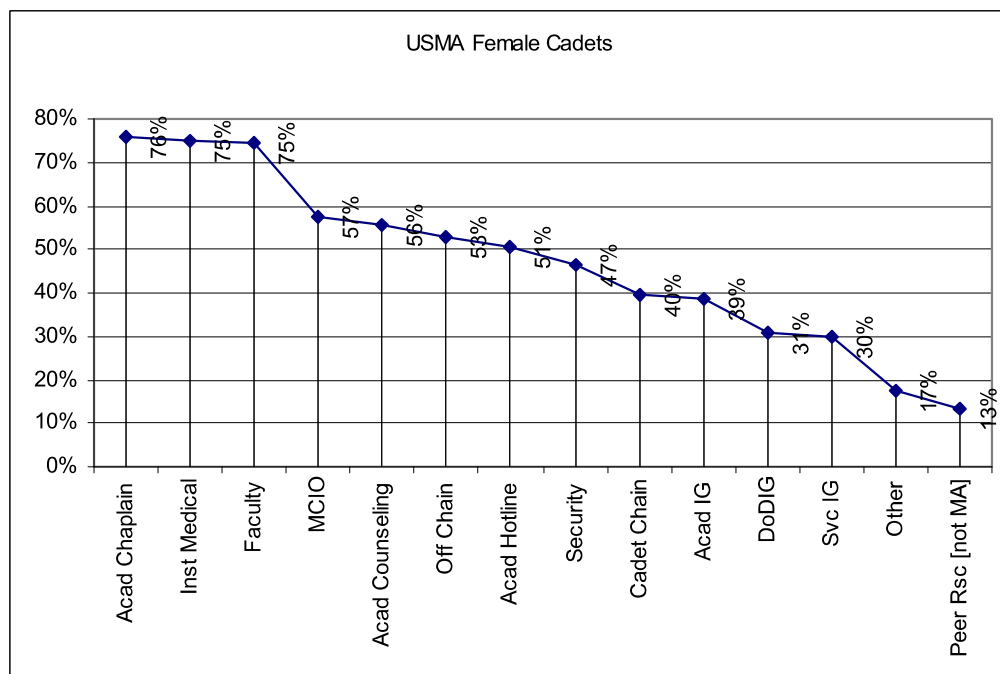
- Comment four:

“I am extremely disappointed in the manner the service academy has handled these types of occurrences. Females seem scared to report incidents and rightfully so. Many feel that if they report them they will be considered the type of female to be a nark or making it up, or worse, be punished by being told that she consented.”

Willingness to Report to Various Agencies

We asked cadets about their willingness to report a personal experience of sexual assault to a variety of individuals/agencies. They were asked to select either “yes,” “no,” “uncertain,” or “service not available.” Although respondents were only asked about their willingness to report to various agencies, their responses allowed us to rank order their responses in terms of the number of “yes” answers. USMA female respondents were most willing to report to Academy Chaplain/Clergy. Second, was installation medical personnel. Figure 3 depicts each individual/agency ranking among USMA female cadets.

Figure 3. Individual/Agency Ranking Among USMA Female Cadets



With regard to their willingness to report sexual assaults to various agencies, USMA female cadets made the following written comments:

- Comment one:

“If a cadet uses his/her chain of command to report an incident the problem of loyalties among the CoC often prevent the case from going further and do nothing to stop the offender from harassing/assaulting other victims.”

- Comment two:

“I do not think the Cadet CoC is trained well enough in dealing with reports of sexual harassment. I know of several instances (and been involved in one) where a female cadet awakens to find a strange male cadet in her room. Although the male cadet may not touch her, it is still frightening and disturbing to awaken to a stranger in the room. When these incidents are reported to higher (PL, CO, ISG) often the offending cadet is simply given a warning and told not to do it any more. Usually, the cadet is deemed “drunk” so he “didn’t know what he was doing.”

- Comment three:

“TACs and Instructors at West Point rarely uphold the privacy of individuals. They talk to others about the personal situations of individuals to other TACs, instructors, and cadets. Generally this information will become public knowledge and causes a great deal of embarrassment to all parties involved. In lieu of this, many people will not report situations.”

- Comment four:

“I just want to add that while I feel that I would be able to report a sexual assault incident to all of these different individuals/agencies, I wouldn’t necessarily choose them as the first one to talk to. I would go right to my Officer/Cadet Chain of Command, Chaplain, Academy Counseling or Development Center, or an Academy hotline/helpline...and above all...I would go to a medical installation. These agencies/individuals are more personal to me and I would go to them immediately, whereas some of the other options are a little more unknown.”

- Comment five:

“I think it is very unlikely that a cadet will report something to their in company COC - because if it is done, then there is a likelihood that the cadet COC - the cadet company commander or the cadet company executive officer or someone of that nature - would not be absolutely confidential with regard to the situation. If it was, for example one cadet harassing or assaulting another cadet within the same company or unit - the likelihood would drop, in my opinion, to almost zero that the company COC or Tactical officer would hear about it first or directly from the victim - because there is an inherent problem of lack of confidentiality within the CADET RANK STRUCTURE. Cadets

NEED TO BE TAUGHT to keep confidential what is private or sensitive information - and not to tell one good friend or another, than tell that person not to say anything.”

- Comment six:

“I would tell my closest most trusted friend and ask them to help me or take me to the hospital. I would do anything to avoid COC involvement or anything that allows my peers to know because there is so much negative pressure on my classmates that encourages them to disbelieve a female cadet long before they think about helping her.”

- Comment seven:

“Despite this survey nothing will change about the academies because the leadership does not encourage it or facilitate a climate that allows us to report incidents like these. I have other friends that were raped and they refuse to report their incidents also. One girl left after being ostracized. Others state that they would not say anything if it happened.”

Sexual Harassment

We asked cadets about sexual talk and/or behaviors that were uninvited and unwanted, and which they did not willingly participate. They were asked “SINCE JUNE OF 2003, how frequently have you been in situations where persons assigned to your academy (i.e., cadets and/or other military or civilian personnel working at your Academy),” (emphasis in original) followed by a series of behaviors listed in Table 110. Respondents were asked to indicate the frequency they experienced these behaviors ranging from never, once or twice, several times, often and very often. The most frequent behavior experienced often or very often by female USMA cadets is “Repeatedly told stories or jokes of a sexual nature that were offensive to you,” at 21 percent. Around 15 percent of USMA female respondents indicated they experienced, often or very often, “. . . offensive remarks about your appearance, body, or sexual activities.” Table 110 reflects the respondents that experienced the listed behaviors often or very often.

Table 110. Percentage of Female Cadets Indicating Occurrence of Listed Behaviors Often or Very Often

	Often/ Very Often
Repeatedly told stories or jokes of a sexual nature that were offensive to you	21.0%
Made unwelcome attempts to draw you into a discussion of sexual matters (for example, attempted to discuss or comment on your sex life)	14.5%
Made offensive remarks about your appearance, body, or sexual activities	15.3%
Made gestures or used body language of a sexual nature that embarrassed or offended you	11.0%
Made unwanted attempts to establish a romantic sexual relationship with you despite your efforts to discourage it	8.8%
Continued to ask you for dates, drinks, dinner, etc, even though you said “No”	6.7%
Made you feel like you were being bribed with some sort of reward or special treatment to engage in sexual behavior	1.3%
Made you feel threatened with some sort of retaliation for not being sexually cooperative (for example, by mentioning an upcoming review or evaluation)	1.2%
Touched you in a way that made you feel uncomfortable	2.2%
Treated you badly for refusing to have sex	1.7%
Implied better assignments or better treatment if you were sexually cooperative	0.5%

Only 18% of USMA female respondents indicated “never” experiencing “[R]epeatedly told stories or jokes of a sexual nature that were offensive to you.” Table 111 reflects the percentage of USMA female respondents that never experienced the listed behaviors.

Table 111. Percentage of Female Cadets That Never Experienced Listed Behaviors

Uninvited Unwanted Behavior	Never Experienced
Repeatedly told stories or jokes of a sexual nature that were offensive to you	18.0%
Made unwelcome attempts to draw you into a discussion of sexual matters (for example, attempted to discuss or comment on your sex life)	31.3%
Made offensive remarks about your appearance, body, or sexual activities	34.8%
Made gestures or used body language of a sexual nature that embarrassed or offended you	38.3%
Made unwanted attempts to establish a romantic sexual relationship with you despite your efforts to discourage it	53.2%
Continued to ask you for dates, drinks, dinner, etc, even though you said “No”	60.2%
Made you feel like you were being bribed with some sort of reward or special treatment to engage in sexual behavior	87.7%
Made you feel threatened with some sort of retaliation for not being sexually cooperative (for example, by mentioning an upcoming review or evaluation)	95.2%
Touched you in a way that made you feel uncomfortable	27.5%
Treated you badly for refusing to have sex	90.7%
Implied better assignments or better treatment if you were sexually cooperative	95.5%

Table 112 reflects responses of USMA female cadets who answered “yes” to question 19 regarding the frequency that they experienced unwanted/uninvited sexual talk or behavior. Table 113 reflects the responses of USMA female cadets that answered “no” to question 19.

Table 112. Frequency of Unwanted/Uninvited Sexual Talk or Behavior (Victim of Sexual Assault)

	Never	Once or Twice	Several Times	Often	Very Often
Repeatedly told stories or jokes of a sexual nature that were offensive to you	10.0%	25.0%	33.0%	16.0%	16.0%
Made unwelcome attempts to draw you into a discussion of sexual matter	16.0%	28.0%	27.0%	19.0%	10.0%
Made offensive remarks about your appearance, body, or sexual activities	13.0%	26.0%	27.0%	20.0%	14.0%
Made gestures or used body language of a sexual nature that embarrassed or offended you	25.5%	27.5%	25.5%	15.3%	6.1%
Made unwanted attempts to establish a romantic sexual relationship with you despite your efforts to discourage it	23.0%	30.0%	24.0%	12.0%	11.0%
Continued to ask you for dates, drinks, dinner, etc, even though you said “No”	37.3%	32.3%	15.1%	7.0%	8.0%
Made you feel like you were being bribed with some sort of reward or special treatment to engage in sexual behavior	76.0%	14.0%	6.0%	2.0%	2.0%
Made you feel threatened with some sort of retaliation for not being sexually cooperative	86.8%	4.0%	5.0%	2.0%	2.0%
Touched you in a way that made you feel uncomfortable	47.0%	32.0%	15.0%	4.0%	2.0%
Treated you badly for refusing to have sex	67.0%	20.0%	6.0%	6.0%	1.0%
Implied better assignments or better treatment if you were sexually cooperative	90.0%	7.0%	1.0%	1.0%	1.0%

Table 113. Frequency of Unwanted/Uninvited Sexual Talk or Behavior (Non-Victim of Sexual Assault)

	Never	Once or Twice	Several Times	Often	Very Often
Repeatedly told stories or jokes of a nature that were offensive to you	19.5%	37.1%	24.5%	11.7%	6.9%
Made unwelcome attempts to draw you into a discussion of sexual matter	34.4%	34.8%	19.2%	7.8%	3.8%
Made offensive remarks about your appearance, body, or sexual activities	39.2%	33.6%	15.6%	8.0%	3.6%
Made gestures or used body language of a sexual nature that embarrassed or offended you	41.0%	33.4%	16.6%	5.6%	3.4%
Made unwanted attempts to establish a romantic sexual relationship with you despite your efforts to discourage it	59.6%	25.3%	9.0%	4.4%	1.6%
Continued to ask you for dates, drinks, dinner, etc, even though you said “No”	65.0%	21.0%	9.0%	3.2%	1.8%
Made you feel like you were being bribed with some sort of reward or special treatment to engage in sexual behavior	90.9%	7.0%	1.2%	0.2%	0.6%
Made you feel threatened with some sort of retaliation for not being sexually cooperative	97.3%	1.8%	0.2%	0.2%	0.4%
Touched you in a way that made you feel uncomfortable	23.5%	71.2%	3.7%	0.6%	0.8%
Treated you badly for refusing to have sex	95.6%	3.0%	0.8%	0.2%	0.4%
Implied better assignments or better treatment if you were sexually cooperative	97.7%	1.8%	0.2%	0.0%	0.2%

A USMA female cadet made the following written comment regarding unwanted uninvited sexual talk or behavior:

“I am sure that some women here have had negative experiences with sexual harassment. While the climate can be harsh at times, that seems to be the nature of the beast when you get that many guys together. . . “

We asked cadets, of the listed behaviors they marked as happening to them, how many did they consider sexual harassment? Table 114 reflects the responses of USMA female cadets.

Table 114. USMA Female Responses to Behaviors They Considered to be Sexual Harassment

	Percentage
None were sexual harassment	34.6%
Some were sexual harassment	39.8%
Most were sexual harassment	7.7%
All were sexual harassment	8.3%
Does not apply (I marked “NEVER” in every item in question #17)	9.5%

Table 115 reflects USMA female cadet responses by those who answered “yes” and those who answered “no” to question 19 (victim and non-victim of sexual assault).

Table 115. USMA Female Responses to Behaviors They Considered to be Sexual Harassment (Victim Versus Non-Victim of Sexual Assault)

	Victims	Non-victims
None were sexual harassment	14.0%	38.8%
Some were sexual harassment	50.0%	37.8%
Most were sexual harassment	15.0%	6.2%
All were sexual harassment	20.0%	6.0%
Does not apply (I marked “NEVER” in every item in question #17)	1.0%	11.2%
Total	100%	100%

C. Sexual Assault Incidents at the Academy

This section details the findings of the survey concerning the scope of sexual assault incidents at the academy. The respondents were asked to answer “yes” or “no” to the following question: “[S]ince becoming a cadet, has someone done any of the following to you without your consent and against your will?” The answer choices included:

- “Touched, stroked, or fondled your private parts”;
- “Physically attempted to have sexual intercourse with you, but was not successful”;
- “Physically attempted to have oral or anal sex with you, but was not successful”;
- “Had sexual intercourse with you”;
- “Had oral sex with you”; and,
- “Had anal sex with you.”

A total of 100 USMA female respondents answered “yes” to the question and indicated a total of 111 incidents. A total of 11 cadets were sexually assaulted twice. Responses indicated that at the time of the incident, 49 respondents were freshmen, 31 were sophomores, 11 were juniors, 6 were seniors, 3 were in Cadet Basic Training, and 11 did

not indicate class year status. 100 incidents occurred between 1999 and 2004, and 11 incidents occurred on unknown dates. The respondents were instructed to check all behaviors that applied for each incident. Therefore, the number of behaviors indicated may exceed the total incidents listed. A total of 11 respondents indicated experiencing more than 1 incident. A total of 60 of the 111 incidents (54.0 percent) involved, touching, stroking or fondling of private parts. A total of 75 incidents (67.5 percent) occurred on the installation, in the dormitory. The offenders were predominately cadets, either from the same class or below, or cadets senior to the respondent (103 of 105 identified offenders (98.0 percent)). Table 116 reflects USMA female cadets that experienced 1 or more incidents involving the above-described behavior.

Table 116. Scope of Recent Incidents Involving Female USMA Respondents as Victims.

Experienced behavior against will without consent	Number
Total Incidents	111
Touched, stroked, or fondled privates only	32
Touched, stroked, or fondled privates in conjunction with other listed behavior(s)	28
Attempted sexual intercourse	45
Attempted oral or anal sex	9
Had sexual intercourse	20
Had oral sex	6
Had anal sex	2
Missing Data	7

Of the 601 respondents, 100 indicated they were the victims of at least 1 sexual assault since becoming a USMA cadet (these cadets reported a total of at least 111 sexual assault incidents). Respondents were asked to describe up to four incidents, focusing on those considered to be the most severe. Many of the cadets provided partial data when describing incidents, and in some cases of multiple incidents, provided no data at all.

Tables 117.a through 117.c list when these incidents occurred, by calendar year, semester, and the cadet status/rank (BCT/Plebe summer/freshman/ sophomore/ junior/ senior). If the cadet selected summer “semester,” it assumes that graduation has occurred and the cadet rose to the next rank. All cadets did not answer question 20A (victims status/rank) completely. Where that occurred, “Missing Data” is listed in the table as an unknown response.

Table 117.a. Calendar Year When Incident Occurred

Incident	2001 and Earlier	2002	2003	2004*	Missing Data	Total
First	30	17	32	11	10	100
Second	3	2	3	2	1	11

* 3-4 month period: January-March/April 2004

Table 117.b. Semester When Incidents Occurred

Incident	Fall	Spring	Summer	Missing Data	Total
First	42	39	9	10	100
Second	3	7	0	1	11

Table 117.c. Status of Cadet When Incidents Occurred

Incidents	Fresh	Soph	Junior	Senior	BCT/	Missing	Total
First	46	28	10	3	3	10	100
Second	3	3	1	3	0	1	11

The Offenders

We asked cadets to describe the actions taken by the offender. The actions were not defined for the respondents; they used their own discretion when responding. Table 118 describes these actions. The respondents were instructed to check all actions that apply.

Table 118. Actions of Offenders by Incident

Act	1 st Incident	2 nd Incident
Touched, stroked, or fondled your private parts?	55	5
Physically attempted to have sexual intercourse with you, but was not successful?	39	6
Physically attempted to have oral or anal sex with you, but was not successful?	8	1
Had sexual intercourse with you?	20	0
Had oral sex with you?	6	0
Had anal sex with you?	2	0

Location of the Incident

Respondents provided location information for 102 of the 111 sexual assault incidents. A total of 85 of the 111 sexual assaults occurred on the installation, and 75 of those occurred in the barracks; the other 10 were committed on base, in places other than a barracks. The remaining 17 of the sexual assaults occurred off base; most of which (12) were at events not sponsored by the academy, and 5 occurred at academy-sponsored events. Table 119 reflects a break down by incident and location of occurrence.

Table 119. Location of Incident by Incident

Location	1 st Incident	2 nd Incident
On installation in barracks	69	6
On installation, NOT in barracks	10	0
Off installation at an Academy-sponsored event	4	1
Off installation and NOT at an Academy-sponsored event	9	3

The respondents categorized the offenders for 105 of the 111 incidents including cadets (whether senior or non-senior to the respondents), civilians not affiliated with the installation, and unidentified. Respondents did not provide offender information for 9 of the 111 incidents. Fellow cadets were the principal offender group (103 of all identified offenders); 45 were cadets who were senior to the victim, while 58 were cadets who were in the same class or below. Table 120 reflects the break down of offenders by category.

Table 120. Category of Offenders

Category	Total
Cadet who was senior to me	45
Cadet who was in same class as me or below	58
Military faculty or staff member	0
Civilian faculty or staff member	0
Military person NOT assigned to your academy	1
Civilian person NOT assigned to your academy	0
Unidentified person	1
Missing Data	6

Table 121 reflects the breakdown of offenders by category by incident.

Table 121. Sexual Assault Offenders by Category and Incident

Category of offender	1 st Incident	2 nd Incident
Cadet who was senior to me	41	4
Cadet who was in same class as me or below	52	6
Military faculty or staff member	0	0
Civilian faculty or staff member	0	0
Military person NOT assigned to your academy	1	0
Civilian person NOT assigned to your academy	0	0
Unidentified person	1	0

Of the 111 reported incidents, respondents provided information for 99 incidents when asked if there were multiple offenders. Respondents of five incidents reported multiple offenders assaulted them. Table 122 reflects whether multiple offenders were involved by incident. Fellow cadets were the only offender group in multiple offender incidents; two incidents involved multiple cadets who were senior to the victim, while three involved multiple cadets who were in the same class or below.

Table 122. Multiple Offenders

Multiple offenders	1 st Incident	2 nd Incident
Yes	5	0
No	83	10
I don't know	1	0

Reporting of Sexual Assault Incidents

Of the 111 sexual assault incidents recorded by 100 respondents, the highest number of incidents (15) was reported to the officer/NCO chain of command. A total of seven incidents were reported to a person in the cadet chain of command and a criminal investigative organization, and six were reported to the academy counseling or development center. Table 123 lists the total number of incidents reported to each authority by incident. (Respondents were asked to check all that apply.)

Table 123. Authorities Sexual Assaults Reported To

Authorities to which sexual assaults were reported	Number
Officer/NCO chain of command (AOC, MTL, TAX, Co Officer, SEL)	15
Academy staff & faculty member not in chain of command	4
Academy hotline/helpline	0
Academy Response Team (ART) [N/A for USMA and USNA]	0
Person in cadet chain of command	7
Peer resource (e.g., SAVI GUIDE, CASIE Rep)[N/A for USMA]	1
Academy Counseling or Development Center	6
SAVI Advocate/Coordinator [N/A for USMA and USAFA]	0
Off-Installation Counseling Center	1
Installation Medical Personnel	3
Off-Installation Medical Personnel	1
Criminal Investigative Organizations (i.e. AFOSI, CID, NCIS)	7
Security Forces, Military Police, or USNA Police	1
Academy Inspector General's Office [N/A for USNA]	1
Academy Chaplain/Clergy	5
Non-Installation Chaplain/Clergy	0
Civilian Law Enforcement Agency	0
Service or DoD Inspector General's Office or Hotline	0
No one – I did not report this incident	73
Other (Please explain) ⁶³	12

Table 124 breaks down, by incident, which authorities received sexual assaults reports.

⁶³ “Other” responses from the respondents indicate they reported their assault to their boyfriends or friends, confronted the offender themselves, told a sponsor or told an Equal Opportunity Officer.

Table 124. Sexual Assault Reporting to Authorities by Incident

Authority/Agency	1 st Incident	2 nd Incident
Officer/NCO chain of command (AOC, MTL, TAX, Co Officer, SEL)	15	0
Academy staff & faculty member not in chain of command	4	0
Academy hotline/helpline	0	0
Academy Response Team (ART) [N/A for USMA and USNA]	0	0
Person in cadet chain of command	6	1
Peer resource (SAVI GUIDE, CASIE Rep)[N/A for USMA]	1	0
Academy Counseling or Development Center	6	0
SAVI Advocate/Coordinator [N/A for USMA and USAFA]	0	0
Off-Installation Counseling Center	1	0
Installation Medical Personnel	3	0
Off-Installation Medical Personnel	1	0
Criminal Investigative Organizations (i.e. AFOSI, CID, NCIS)	7	0
Security Forces, Military Police, or USNA Police	1	0
Academy Inspector General's Office [N/A for USNA]	1	0
Academy Chaplain/Clergy	5	0
Non-Installation Chaplain/Clergy	0	0
Civilian Law Enforcement Agency	0	0
Service or DoD Inspector General's Office or Hotline	0	0
No one – I did not report this incident	64	9
Other (Please explain)	12	0

Reprisal for Reporting Sexual Assaults

Female cadets, who answered, “yes” to question 19, were asked if anyone in a position of authority retaliated against them for reporting an incident. Retaliation was defined as “unwarranted punishment, demotion, or withholding a favorable duty position.” A total of four respondents indicated that they experienced reprisal from another cadet, commissioned officer in their chain of command or academy staff or faculty.

Table 125 reflects USMA female respondents identified as being retaliated against for reporting a sexual assault incident.

Table 125. Reprisal for Reporting Sexual Assaults by Incident

	1 st Incident	2nd Incident
Yes	4	0
No	15	1
Don't know or not sure	5	0

Table 126 reflects the number of times USMA female respondents experienced reprisals for reporting a sexual assault, by incident, and the individual who retaliated against them. (Respondents were allowed to select all that apply.)

**Table 126. Reprisal by Academy Officials
by Incident**

	1st Incident	2nd Incident
Cadet in my chain of command	2	0
Upperclassmen NOT in my chain of command	3	0
Commissioned Officer in my chain of command	3	0
Other Academy staff or faculty	3	0
Service officials outside your Academy	1	0

USMA female respondents made the following written comments about reprisal for reporting sexual assault:

- **Comment one:**

“I was forbidden from going to ... while the male continued to attend because people did not have angry feelings toward him like they did at me.”

- **Comment two:**

“The worst part of my experience was after the incident had occurred. I was immediately punished for...”

Respondents were asked if they experienced “any OTHER repercussions for reporting this incident.” The choices included: Ostracism, harassment, or ridicule from other cadets both in and not in their chain of command, ostracism, harassment, or ridicule from academy staff or faculty members, and other significant repercussions. There were eight reported experiences of repercussions from cadets NOT in the chain of command, and three instances from cadets within the chain of command. A total of two respondents reported repercussions from academy staff or faculty members. A total of five respondents’ experiences fell in the category of “other significant repercussions.”⁶⁴ Table 127 reflects the responses by incident of USMA female cadets indicating they experienced other repercussions for reporting an incident of sexual assault. Respondents were instructed to check all answers that applied to each incident.

⁶⁴ Respondents indicated “rumors of false reporting”, “rape doesn’t happen at West Point, and . . . punished for being a victim.”, and “forbidden from going to . . . while the male continued to attend.”

**Table127. Other Repercussions Experienced
by Incident**

Type of Repercussions	1 st Incident	2 nd Incident
Ostracism, harassment, or ridicule from other cadets NOT in chain of command	8	0
Ostracism, harassment, or ridicule from other cadets in chain of command	3	0
Ostracism, harassment, or ridicule from Academy staff or faculty members	2	0
Other significant repercussions (Please specify)	5	0
No, I did not experience other repercussions	15	0

Reporting to MCIO/Law Enforcement

Respondents were asked “Did a military criminal investigative organization (AFOSI, CID or NCIS) or a civilian law enforcement agency conduct a criminal investigation?” USMA female respondents indicated 8 incidents had been investigated, 14 had not been investigated and 3 respondents did not know. Table 128 reflects the criminal investigations conducted by incident.

Table128. Criminal Investigations Conducted by Incident

	1 st Incident	2 nd Incident
Yes	8	0
No	13	1
I don’t know	3	0

Why No Criminal Investigation Was Conducted

A total of 12 USMA female cadets indicated a criminal investigation was not conducted because it was never reported to law enforcement officials, while 1 cadet indicated they declined to cooperate with the investigation. Table 129 reflects USMA female cadet responses by incident, indicating why no criminal investigations were conducted.

Table129. Why No Criminal Investigation Was Conducted

	1 st Incident	2 nd Incident
The incident was not reported to law enforcement officials	11	1
I declined to cooperate with an investigation	1	0
I don’t know	1	0

Information Regarding the Disposition of Investigations

A total of seven USMA female cadets were informed of the final disposition of the investigation, four were not, and one indicated their case was not yet resolved due to an on-going investigation or legal proceedings. Table 130 reflects the incident disposition information provided to respondents by incident.

Table130. Informed of the Final Disposition by Incident

	1st Incident	2nd Incident
Yes	7	0
No, I was not informed	4	0
N/A – Offender was never identified	0	0
N/A – Not yet resolved (i.e. On-going investigation or legal proceedings)	1	0

USMA female cadets made the following comments regarding information regarding the final disposition of investigations:

- **Comment one:**

“I was not informed about much of the investigation. I was not prepared, did not have any legal advice available to me. I was intimidated and was treated coldly. I was punished for the other offenses first while the [accused] I was not forced to go to counseling. I was not prepared ahead of time or even noticed for spontaneous questioning. I was not informed afterwards about the punishment of [the accused].... In effect, I ended up getting in more trouble than the [accused who] ... stayed at the academy.”

- **Comment two:**

“I felt that CID was too harsh with me, and I was questioned and treated as if I had done something wrong. In addition, they would repeatedly make me wait...[with the accused present]...The military lawyers did not try to help me.... I was not educated about what would happen or how I would be questioned. I also was never told the outcome....”

- **Comment three:**

“Throughout the entire process I was kept out of the loop and did not really know what to do. I was also going through a very rough time emotionally and did a lot of things that I am not proud of, but I felt that my TAC especially could have talked to me more and explained in better detail what was going on and why. CID was just a horrific experience that I went through and even today, I would not tell anyone to utilize that particular service.... I was ridiculed and accused of turning in the [accused] ... for no reason.”

Reasons for not reporting sexual assault

Recognizing that individuals have many reasons for not reporting a sexual assault, we asked the respondents that experienced sexual assault behavior to choose the reasons that were most important to them when they decided not to report the matter to authorities. The top 3 choices among USMA females for not reporting sexual assault were: 47 indicated shame or embarrassment, 46 indicated they handled it themselves; and 44 feared ostracism, harassment, or ridicule by peers. Table 131 reflects the respondents’ reasons by incident, for not reporting sexual assaults to military or academy authorities. (Respondents were able to check all that apply.)

Table 131. Reasons for Not Reporting by Incident

Reasons	1st Incident	2nd Incident
Does not apply, I reported it	7	0
It was not serious enough to report	28	3
I handled it myself	43	3
I thought I would be labeled a trouble maker	28	1
I thought nothing would be done	16	1
Threatened with some form of retaliation	5	0
Not threatened with retaliation, but feared some form of retaliation	18	2
Feared ostracism, harassment, or ridicule by peers	40	4
Feared loss of friends	20	2
Feared I or others would be punished for infractions/violations (such as underage drinking)	18	1
Feared public disclosure of the assault	31	3
Feared my parents/family would find out	17	1
Pressured by someone in position of authority	2	0
Feared my boyfriend/girlfriend would find out	5	1
Shame/embarrassment	41	6
Feared other repercussions	23	2
Feared people would not believe me	23	2
Not aware of reporting procedures	4	0
I thought I could deal with it myself	30	5
Other (Please explain)⁶⁵	10	0

Satisfaction with Individuals/Agencies by Incident

Respondents were asked to report their level of satisfaction with the following individuals or agencies in regard to their handling of their incident. Tables 132.a through 132.b reflect respondents' satisfaction by incident.

⁶⁵ Some of the "Other" reasons for not reporting are the respondents didn't want to get into trouble or that there was alcohol involved. Two cadets indicated they were either partially to blame or it was their own fault. Another respondent indicated someone else reported it.

Table 132.a. Satisfaction With Individuals/Agencies Handling of Incident

1st Incident	Very Satisfied	Satisfied	Dis-satisfied	Very Dis-satisfied	N/A or I did not use Resource	Total
Investigative Agencies (OSI/CID/ NCIS)	2	1	3	4	79	89
Military lawyers handling your case	2	1	1	3	82	89
Victim Witness Assistance	1	2	2	0	82	87
SAVI Advocate/ Coordinator or Academy Response Team (ART) [N/A for West Point]	0	1	0	0	86	87
Academy Counseling or Development Center	4	6	0	1	78	86
Peer Resource (CASIE Rep/SAVI GUIDE)[N/A for West Point]	2	0	0	0	83	85
Chain of Command	5	3	2	5	74	89

Table 132.b. Satisfaction With Individuals/Agencies Handling of Incident

2nd Incident	Very Satisfied	Satisfied	Dis-satisfied	Very Dis-satisfied	N/A or I did not use Resource	Total
Investigative Agencies (OSI/CID/ NCIS)	0	0	0	0	9	9
Military lawyers handling your case	0	0	0	0	9	9
Victim Witness Assistance	0	0	0	0	9	9
SAVI Advocate/ Coordinator or Academy Response Team (ART) [N/A for West Point]	0	0	0	0	9	9
Academy Counseling or Development Center	0	0	0	0	9	9
Peer Resource (CASIE Rep/SAVI GUIDE)[N/A for West Point]	0	0	0	0	9	9
Chain of Command	0	0	0	0	9	9

One female cadet made the following comment regarding the individuals/agencies handling of the incident:

“I was never informed of my rights. Every concern was made to make sure the alleged offender was taken care of. I was going through clinical depression and seeing him around the company area made it worse. I requested ... and I was told “no” ... I felt complete uninformed and punished....”

D. General Comments

By far, the most common issue addressed by female cadets was a perceived “male locker room” subculture existing at West Point. They believe it is a male dominated culture, and male cadets behave as if in a locker room. Many female cadets stated their male counterparts continually subject them to degrading treatment. Degrading treatment was described as derogatory or disparaging comments or jokes about female cadets, occasionally extending to sexual harassment and sexual assault. Many females said this mentality is perpetuated by upper-class male cadets to under-class male cadets. Female cadets stated it happens most often when male cadets are in groups, and peer pressure plays a large role. Female cadets believe that the negative behavior is by and large unreported and uncorrected, because female cadets fear being ostracized, alienated or negatively labeled by their peers for reporting such infractions. Many females stated they have accepted the verbal abuse as part of life at West Point. One female cadet described the issue as follows:

“I believe that one of the greatest problems facing USMA as well as the other service academies is the amount of disrespect between male and female cadets. At West Point, female cadets are described as “trou” (a derogatory term which refers to the gray trousers that all cadets wear as part of their uniform.) ... It is this form of more discreet, but daily harassment that causes many of the respect and sexual harassment problems currently plaguing the Academies.”

Female cadets had a unanimous view that male and female cadets should not be separated in the dorms. They thought it would only serve to further isolate them from the males and would only exacerbate current gender based problems. One female cadet commented: “I think separating males and females in the barracks would be disastrous to company unity. Separating the genders would not solve the problem, but would cause additional problems. Namely, I think it would lead to females being generally unaccepted.”

Several female cadets made comments pertaining to upper-class male cadets inappropriately using their rank and position to sexually harass, sexually assault, and, in some instances elicit sex or sexual favors from under-class females. Some females expressed they were ill-prepared or not properly briefed upon their arrival to West Point about how to deal with these situations, which left them particularly vulnerable. Several females said male upper-classmen engaging in this type of behavior were not reported, because the under-class females were afraid to report the males because the males outranked them. In some cases, female cadets said they were naïve and did not realize that the upper-class male had done anything wrong. One female cadet summed it up by stating:

“Plebe females are often pressured to have sexual relations or relationships with older upperclassmen, which are in their company or

on their team. Most of the time, these older males are social outcasts with no hope of finding a decent mate. Plebe females fear repercussions, hazing, and most of all attention. More often than not, they play along and just try to be liked instead of recognizing the advances. Plebes want to feel special to someone and upper class males have an advantage in being able to grant them this attention. This will always be prevalent in schools where there are both genders and a class system.”

Females in general thought the academy leadership was doing a good job addressing the sexual harassment/assault issues. However, females are skeptical about male cadets ever treating them respectfully. This concern was expressed by one female cadet who stated:

“I think that the culture being established by the faculty and staff at the Academy has firmly indicated that sexual assault and harassment are unacceptable in this environment. There has been a rapid shift in the past three years that I have been here to indicate the particular emphasis placed on this topic. There are plenty of resources available here as well to support the gender issue. At times I wonder if the regular Army is as sensitive to the issue as we have become. I believe that despite all of the measures enacted by the Academy, they will be ineffective until the Corps decides what acceptable behavior is and what is not, and I think that this needs to come from primarily within the male ranks as they will be the ones to initiate and force their classmates to adhere to these standards of behavior.”

There were several comments addressing the reporting process for sexual harassment and sexual assault. Several female cadets expressed concern that in some instances, when sexual harassment or assault was reported, it might be swept under the rug, covered up or they never receive feedback about the outcome of the investigation or actions taken. Some female cadets expressed that the cadet chain of command should not be included in the reporting process. They do not trust the cadet leadership’s ability to keep reports confidential, because of peer loyalty among males. Anonymity was paramount in the reporting process.

They also stated the cadet chain of command, and in some instances, the officer chain of command, was not properly trained to deal with reports of sexual harassment or sexual assault. Some female cadets said in some cases when an investigation was conducted, they didn’t think it was conducted properly or thoroughly. It appeared to them, that the investigating officer was not properly trained to do the investigation.

Some female cadets indicated a principle reason why female cadets become victims of sexual harassment and sexual assault is because they put themselves in situations that make them vulnerable (i.e. excessive drinking with male cadets, staying in a hotel room alone with a male cadet, dressing provocatively, flirtatious behavior). They said many females become victims of sexual harassment and sexual assault by possessing the wrong values and morals, resulting in behavior that invites problems. They added that other female cadets are too sensitive and overreact to jokes and comments from male cadets.

VI. USMA Male Survey Results

This section details the responses of USMA male cadets concerning values, academy climate, and personal experiences. We included certain written comments that we believe are noteworthy to illustrate the respondent's feelings and beliefs concerning the survey topics. The information provided reflects the responses of 1,069 survey respondents.

A. Values

Army values are: "Loyalty, Duty, Respect, Selfless Service, Honor, Integrity, and Personal Courage."

We asked the survey participants to select from a list of 18 values,⁶⁶ the values most important to their professional life at their academy. Although we asked for the three in order of importance, when we analyzed the data, we believed it would be more meaningful to express the results in terms of the three values most frequency selected. Respondents selected integrity, respect, honor, friendship and selfless service more than any of the other values as the three values most important to their professional life at the academy. Table 133 reflects the breakdown by class year and frequency selected.

Table 133. Frequency of Values by Class Year

Class Year	1st Most Selected Value	2nd Most Selected Value	3rd Most Selected Value
2007	Honor 165	Integrity 140	Respect 66
2006	Honor 119	Integrity 117	Friendship 79
2005	Integrity 126	Honor 110	Respect 77
2004	Honor 147	Integrity 134	Selfless Service 59

These figures were computed by adding the frequency respondents selected each value while they ranked the values most important to them. This represents the total number of times a value was selected by respondents while they ranked them in order of importance as first, second and third most important to them.

We asked the participants, based on their experience, to indicate their level of agreement with various statements regarding the honor code, academy rules and regulations, honesty, moral standards, exemplary conduct and leadership standards, and ethical/spiritual/religious beliefs. Table 134 reflects the percentage of USMA male respondents and their levels of agreement or disagreement with the values statements.

⁶⁶ The values included: Accountability, Achievement, Ambition, Courage, Commitment, Effectiveness, Efficiency, Excellence, Friendship, Honor, Integrity, Loyalty to Country, Money, Power, Respect, Selfless Service, Spiritual Faith, and Tolerance.

Table 134. USMA Male Responses to Values Statements

	Agree Strongly Agree	Disagree Strongly Disagree
Cadets at my academy adhere to the honor code/concept, even if they know they won't get caught violating it	85.3%	8.1%
Cadets adhere to significant academy rules and regulations, even if they know they won't get caught violating them	54.1%	29.4%
Cadets hold other cadets accountable to the honor code/concept	79.1%	8.0%
Honesty in all things is expected and reinforced at my academy.	92.5%	1.6%
I am morally obligated to abide by the oath I took to support and defend the Constitution of the United States, regardless of the consequences to me	96.1%	0.7%
I have felt pressure from others at my academy to compromise moral standards because of loyalty to friends/peers	25.0%	61.3%
I have felt pressure from others at my academy to compromise moral standards in order to meet academic or training objectives	14.7%	74.1%
Circumstances determine whether it is right or wrong for a cadet/midshipman to compromise his or her moral standards	20.5%	60.2%
I am committed to living by moral standards that exceed those of society at large	93.0%	1.4%
As a cadet, it is important for me to meet the same exemplary conduct and leadership standards required of a commissioned officer	91.7%	2.5%
My commitment to living by exemplary conduct and leadership standards has been reinforced by attending the academy	82.3%	7.2%
I believe commitment to some form of ethical/spiritual/religious beliefs is important to an officer's character	81.7%	7.2%
I am strongly committed to some form of ethical/spiritual/religious beliefs about what is right and wrong	86.7%	5.4%
My experiences at the Academy have enhanced my commitment to ethical/spiritual/religious beliefs	61.4%	17.3%

Adherence to the Honor Code

Table 135 reflects the breakdown by respondents' year of graduation, and illustrates the **statistical projection** of those that strongly agree/agree cadets adhere to the honor code/concept, even if they know they won't get caught violating it.

Table 135. USMA Males - Adhere to Honor Code/Concept

Class Year	Total Cadets by Class Year	Survey Sample by Class Year	Statistical Projection of Total Cadets that Strongly Agree/Agree
2004	809	262	704
2005	813	263	680
2006	841	263	688
2007	1,023	279	906

USMA male respondents made the following comments about the honor code:

- Comment one:

“The cadets at the United States Military Academy are dedicated to doing the right thing, even when nobody is looking and reporting those who fail to do so. The only non-reported situation that might arise would involve a fear of a regulations violation and hours imposed upon friends or themselves.”

- Comment two:

“The honor code is a greater issue here than sexual assault. Women get way too much preferential treatment and others are hesitant to punish them for fear they will react out of control. Girls get to talk back and flirt with upperclassmen all the time and get away scott free with it.”

- Comment three:

“not enough enforcement of honor code, many still fail to document help from others. Females get better treatment in several areas through quotas and different standards. Many assaulters get away w/ their crime b/c victim feels that reporting will do no good.”

We asked respondents to indicate their level of agreement with the statement, “Cadets adhere to significant academy rules and regulations, even if they know they won’t get caught violating them.” Overall, 54.1 percent of male respondents strongly agreed, or agreed with the statement. Table 136 reflects a break down by respondents’ year of graduation, and illustrates the **statistical projection** of USMA male cadets that strongly agree/agree that cadets adhere to significant Academy rules/regulations, even if they know they won’t get caught violating them.

Table 136. USMA Males - Adhere to Significant Academy Rules/Regulations

Class Year	Total Cadets by Class Year	Survey Sample by Class Year	Statistical Projection of Total Cadets that Strongly Agree/Agree
2004	809	262	476
2005	813	263	439
2006	841	263	371
2007	1,023	279	605

Maintaining Good Order and Discipline

We asked cadets the extent of their agreement or disagreement with how various behaviors, including honor code violations, gender favoritism, fraternization, dating, consensual sex, alcohol use, illegal drug use, and pornography disrupts good order and discipline at their academy. Overall, 90.2 percent of USMA male respondents agreed “violating the honor code/concept” disrupts good order and discipline. Overall 89.5 percent of USMA male respondents agreed “favoritism based on gender” disrupts good order and discipline. Table 137 reflects results expressed by male cadets.

Table 137. Adverse Affects on Good Order and Discipline

	Agree Strongly Agree	Disagree Strongly Disagree
Violating the Honor Code/Concept	90.2%	5.7%
Not reporting Honor Code/Concept violations	70.3%	13.9%
Favoritism based on gender	89.5%	4.1%
Engaging in prohibited relationships/ fraternization	68.4%	16.6%
Cadets/midshipmen dating each other at the same Academy	15.2%	67.5%
Consensual sex between cadets/midshipmen ON academy grounds	41.6%	40.7%
Consensual sex between cadets/midshipmen OFF academy grounds	11.9%	76.4%
Excessive use of alcohol/drunkenness	68.1%	16.8%
Illegal drug use, or the abuse of prescription drugs	90.8%	4.5%
Viewing pornography or other sexually graphic content (images or movies)	21.8%	58.7%

Consensual Sex

As indicated in Table 137, overall, 41.6 percent of USMA male respondents strongly agreed or agreed that consensual sex between cadets, on Academy grounds disrupts good order and discipline, while only 11.9 percent indicated the same opinion about consensual sex between cadets off the installation. Tables 138 and 139 reflect a breakdown by class,

the **projected number** of respondents that strongly agree or agree that consensual sex between cadets, either on or off academy grounds, disrupts good order and discipline.

Table 138. Consensual Sex Between Cadets ON Academy Grounds Disrupts Good Order and Discipline

Class Year	Total Cadets by Class Year	Survey Sample by Class Year	Statistical Projection of Total Cadets that Strongly Agree/Agree
2004	809	262	333
2005	813	263	331
2006	841	263	278
2007	1,023	279	524

Table 139. Consensual Sex Between Cadets OFF Academy Grounds Disrupts Good Order and Discipline

Class Year	Total Cadets by Class Year	Survey Sample by Class Year	Statistical Projection of Total Cadets that Strongly Agree/Agree
2004	809	262	99
2005	813	263	87
2006	841	263	90
2007	1,023	279	143

B. Academy Climate

Gender Preferential Treatment

About 54 percent of USMA male respondents indicated women receive more favorable treatment overall. Table 140 reflects the USMA male responses.

Table 140. USMA Male Gender Preferential Treatment Results

	Agree Strongly Agree	Disagree Strongly Disagree
Men receive more favorable treatment OVERALL	8.2%	75.9%
Women receive more favorable treatment OVERALL	54.3%	31.0%
Men and women are treated fairly OVERALL	43.0%	38.4%

Table 141 reflects a breakdown by year of graduation and illustrates the **statistical projection** of male respondents answers indicating strong agreement or agreement that men are treated more favorably, women are treated more favorably, or men and women are treated fairly overall.

Table 141. USMA Male Gender Preferential Treatment Results by Class Year

			Statistical Projection of Total Cadets that Strongly Agree/Agree		
Class Year	Total Cadets by Class Year	Survey Sample by Class Year	Men Favored	Women Favored	Both Treated Fairly
2004	809	262	65	472	324
2005	813	263	65	479	315
2006	841	263	67	454	368
2007	1,023	279	92	473	502

USMA male respondents made the following written comments regarding gender preferential treatment:

- Comment one:

“Girls can get away with whatever they want since the upper chain protects them.”

- Comment two:

“I feel that in many instances the females are promoted to a higher position than males in order to meet quotas and create a sense of diversity when they are not always the best person for the job.”

- Comment three:

“When I say that there is unfair treatment based on gender, I mean it in both ways. Women are given special treatment on physical things by giving them lower standards and easier tests. Men notice this and do not like it, especially when we are working hard to pass at a higher standard than their highest standard. Women, however, or maybe as a response, are treated poorly at times. There is no justification of disrespecting another person, but many females do not give much reason for men to respect them. They often take advantage of the system and the fact that they can get by. Men find this frustrating”

- Comment four:

“It seems clear to me that women receive preferential treatment at West Point. It also seems clear to me that attractive women at West Point use sex as a tool to control men”

- Comment five:

“I think that the Academy creates at bias by have mandatory placement of females into leadership positions.”

Separation of Genders in Barracks

When asked whether they agreed or disagreed that cadet barracks areas should be physically separated (i.e., different floors or buildings) by gender, the majority of USMA male respondents, (78.9 percent) indicated cadet dorms should not be physically separated. USMA male respondents made the following comments:

- Comment one:

“When you put young men and women together in close confines, secluded to a military base, people are going to have sex. It is a reality of human nature. Just because the media is creating a circus does not mean that we should overreact. The one thing that I do think would contribute positively to the current situation would be to have all of the female cadets and male cadets living separately.”

- Comment two:

“Male and Female living areas should not be separated. People need to learn how to interact with the opposite gender and they learn it by interacting throughout the day in the barracks and in classes. Separating Male and Female living areas will hurt social development.”

Understanding of Sexual Harassment, Assault and Related Services

We asked USMA male cadets if they understood various aspects of sexual harassment and sexual assault, to include avoiding risky situations, how to report and obtain care, counseling, legal services, and the responsibilities of law enforcement and the chain of command in handling sexual assaults. Almost every USMA male respondent understood the difference between sexual harassment and sexual assault, and how to avoid situations that increase the risk of sexual assault. Table 142 reflects the USMA males who understood sexual harassment, sexual assault and related services.

Table 142. USMA Male Responses to Understanding of Sexual Harassment, Assault, and Related Services

	Yes	No
The difference between sexual harassment and sexual assault	96.9%	0.5%
How to avoid situations that might increase the risk of sexual assault	97.6%	0.7%
How to report sexual assaults	93.5%	2.0%
How to obtain medical care following a sexual assault	89.8%	4.7%
How to obtain counseling following a sexual assault	88.8%	4.0%
The services that your Academy’s legal office can provide to a victim in response to sexual assault	79.6%	7.8%
General responsibilities of law enforcement and criminal investigative agencies in response to sexual assaults	80.5%	6.9%
The role of the chain of command in handling sexual assaults	86.6%	5.8%
Where to go if I need additional information on the areas above.	89.1%	3.5%

Effectiveness of Academy Non-Senior Leaders

We asked USMA male cadets a series of questions regarding cadet leaders and commissioned officers (Tactical Officers) at their academy, and indicate the extent these leaders exhibit certain leadership behaviors. Table 143 reflects the USMA male responses.

Table 143. USMA Male Responses Regarding the Effectiveness of Cadet/Commissioned Officer Non-Senior Leaders

		Very Large	Moderate	Not at all
		Large	Small	
Demonstrate good examples of sound moral character	Cadets Leaders	64.5%	34.4%	0.3%
	TAC	74.7%	22.3%	1.8%
Hold others accountable for their conduct	Cadets Leaders	64.2%	34.0%	0.7%
	TAC	85.4%	12.3%	0.7%
Promote and safeguard the welfare of subordinates	Cadets Leaders	65.0%	30.9%	2.6%
	TAC	74.6%	21.4%	2.2%
Create a climate in which sexual HARASSMENT is not tolerated	Cadets Leaders	74.5%	21.5%	1.1%
	TAC	85.6%	10.3%	0.7%
Create a climate in which cadets are encouraged to report sexual HARASSMENT	Cadets Leaders	67.7%	27.3%	1.3%
	TAC	82.4%	12.5%	0.4%
Create a climate in which sexual ASSAULT is not tolerated	Cadets Leaders	87.1%	9.7%	0.7%
	TAC	87.6%	8.2%	0.3%
Create a climate in which cadets are encouraged to report a sexual ASSAULT	Cadets Leaders	80.1%	14.9%	0.8%
	TAC	83.7%	11.3%	0.4%
Ensure those who have reported sexual HARASSMENT/ASSAULT are treated with dignity and respect	Cadets Leaders	62.9%	15.9%	0.5%
	TAC	70.9%	10.3%	0.2%
Provide an appropriate level of privacy to those who have experienced sexual ASSAULT	Cadets Leaders	60.5%	13.7%	1.8%
	TAC	69.3%	8.9%	0.8%
Provide adequate information to cadets about policies, procedures, and consequences of sexual ASSAULT	TAC	75.1%	15.2%	0.7%

Effectiveness of Senior Leaders and Faculty

We asked USMA male cadets a series of similar questions about academy senior leaders (Superintendent, Commandant of Cadets, Vice Commandant, and Dean of Faculty), and academy faculty. Table 144 reflects the USMA male responses.

Table 144. USMA Male Responses Regarding the Effectiveness of Academy Senior Leaders and Faculty

		Very Large	Moderate	Not at all
Demonstrate good examples of sound moral character	Senior Leadership	91.4%	5.5%	0.3%
	Academy Faculty	91.2%	6.6%	0.1%
Hold cadets accountable for their conduct	Senior Leadership	94.3%	3.0%	0.2%
	Academy Faculty	90.0%	8.1%	0.2%
Promote and safeguard the welfare of subordinates	Senior Leadership	84.3%	11.9%	0.9%
	Academy Faculty	84.6%	11.1%	0.1%
Treat subordinate cadets fairly regardless of gender	Senior Leadership	73.9%	18.2%	3.3%
	Academy Faculty	77.0%	19.5%	1.0%
Create a climate in which sexual HARASSMENT is not tolerated	Senior Leadership	92.0%	4.5%	0.1%
	Academy Faculty	86.6%	7.4%	0.1%
Create a climate in which sexual ASSAULT is not tolerated	Senior Leadership	92.1%	3.6%	0.0%
	Academy Faculty	87.8%	5.1%	0.1%

Sexual Harassment Tolerance

Tables 145 and 146 illustrate the percentage of USMA male respondents who answered either very large or large extent that academy leaders, to include cadets, Tactical Officers, senior leaders, and faculty, create a climate where “sexual harassment is not tolerated. Table 145 reflects respondents who answered “yes” to question 19 (victim of sexual assault).

Table 145. Extent That Sexual Harassment is Not Tolerated (Victim)

	Very Large/ Large
Cadet Leadership	62.5%
TAC	81.3%
Senior Leadership	87.5%
Faculty	75.0%

Table 146 reflects respondents who answered “no” to question 19 (non-victim of sexual assault).

Table 146. Extent That Sexual Harassment is Not Tolerated (Non-Victim)

	Very Large/ Large Extent
Cadet Leadership	74.6%
TAC	85.7%
Senior Leadership	92.0%
Faculty	86.8%

USMA male respondents made the following written comments regarding the Academy leadership and tolerance of sexual harassment:

- **Comment one:**

“The USMA COC has done a very good job of nipping sexual assault and harassment in the bud. There is a very good climate of discouragement to the topic discussed here.”
- **Comment two:**

“I do not see sexual assault or harassment as a problem at West Point. The staff and faculty, as well as the cadet chain of command has handled every instance I know about in a professional manner”
- **Comment three:**

“I think that overall, the climate is one that discourages sexual harassment or sexual assault. However, due to the disproportionate ratio of male and female cadets, there is an atmosphere among cadets that seems to encourage the objectifying of women. Though this is discouraged by most of the CoC and academy leadership, there is still the attitude that and thinking process that drives many cadets to think that we’re just a bunch of guys locked up without any outlet for social interaction with the opposite sex. I think this drives people to the extremes and leads people to pornography, illicit relationships, and even to sexual harassment/assault.”
- **Comment four:**

“On a larger scale I think that things are commonly said that might offend people in everyday conversations (jokes, comments about women, gender). But I do not think that people will continue to harass someone if they let them know that what they are saying is offensive to them. Most of the time it is just things that people say without thinking first.”
- **Comment five:**

“I think the Academy is one of the least tolerant places I have ever been regarding sexual assault/harassment. It is very considerate and helping towards victims, and never, in my experience, has tolerated even the idea that some violation might have occurred. Offenders, even minor ones, are dealt with swiftly and harshly.”

- Comment six:

“I think that there should be a standard set for making vulgar and sexually derogatory comments toward the opposite gender...this is a serious problem here.”

Sexual Assault Tolerance

Tables 147 and 148 illustrate the percentage of USMA male respondents who answered either very large or large extent academy leaders, to include cadets, Tactical Officers, senior leaders, and faculty, create a climate where “sexual assault is not tolerated.” Table 147 reflects USMA male respondents who answered “yes” to question 19 (victim of sexual assault).

Table 147. Extent That Sexual Assault is Not Tolerated (victim of Sexual Assault)

	Very Large/ Large
Cadet Leadership	81.2%
TAC	81.2%
Senior Leadership	93.7%
Faculty	81.2%

Table 148 reflects USMA male respondents who answered “no” to question 19 (non-victim of sexual assault).

Table 148. Extent That Sexual Assault is Not Tolerated (Non-Victim of Sexual Assault)

	Very Large/ Large
Cadet Leadership	87.1%
TAC	87.6%
Senior Leadership	92.1%
Faculty	87.9%

Willingness to Confront and Report Offenders

We asked cadets, on the basis of the behavior they observed, the extent other cadets at their academy would be willing to CONFRONT other cadets who engage in sexual HARASSMENT, including inappropriate comments and actions; REPORT other cadets who continue to engage in sexual HARASSMENT after having been previously confronted; and, to REPORT other cadets who commit sexual ASSAULT. Table 149 reflects the USMA male responses.

Table 149. USMA Male Responses Regarding Cadet Willingness to Confront and Report Offenders

	Very Large	Moderate	Not at
	Large	Small	all
CONFRONT other cadets who engage in sexual HARASSMENT, including inappropriate comments and actions	45.8%	43.0%	1.9%
REPORT other cadets who continue to engage in sexual HARASSMENT after having been previously confronted	50.3%	35.6%	1.2%
REPORT other cadets who commit sexual ASSAULT	67.7%	17.6%	0.8%

Personal Loyalties, Barriers to Reporting and Fraudulent Reporting

We asked cadets the extent they think cadets at their academy: (1) Allow personal loyalties to affect reporting of sexual assault, (2) Do not report sexual assault out of concern they or others will be punished for infractions, such as fraternization or underage drinking, and (3) Consider fraudulent reporting of sexual assault incidents to be a problem at the academy. Table 150 reflects USMA male results.

Table 150. USMA Male Responses Regarding Personal Loyalties, Barriers to Reporting and Fraudulent Reporting

	Very Large	Moderate	Not at
	Large	Small	all
Allow personal loyalties to affect reporting of sexual ASSAULT	16.7%	51.6%	11.4%
Do NOT report sexual ASSAULT out of concern they or others will be punished for infractions, such as fraternization or underage drinking	21.9%	45.1%	13.2%
Consider fraudulent reporting of sexual ASSAULT incidents to be a problem at the Academy	17.3%	42.5%	17.4%

We compared respondents who answered “yes” and “no” to question 19 (victim and non-victims of sexual assault) regarding “Do NOT report sexual ASSAULT out of concern they or others will be punished for infractions, such as fraternization or underage drinking.” Respondents were asked to select “very large extent, large extent, moderate extent, small extent, not at all or no basis to judge.” For our study, we grouped very large and large extent together, moderate and small extent together and “other responses” includes “not at all,” and “no basis to judge.” Table 151 compares USMA male cadets who answered “yes” and “no” to question 19

Table 151. Extent that Victims and Non-Victims Do NOT Report Sexual Assault - Possible Punishment for Other Infractions

	Very Large/ Large	Moderate/ Small	Other
Victim	37.5%	43.7%	18.8%
Non-Victim	21.6%	45.1%	33.2%

Respondents were asked if they “Consider fraudulent reporting of sexual ASSAULT incidents to be a problem at the Academy.” We compared the responses of cadets that were a victim of sexual assault with those that were not. Table 152 compares responses from victims and non-victims.

Table 152. Extent That Victims and Non-Victims Consider Fraudulent Reporting to be a Problem

	Very Large/ Large	Moderate/ Small	Other
Victim	18.2%	37.5%	43.7%
Non-Victim	17.2%	42.5%	40.1%

USMA male cadets made the following written comments regarding Personal Loyalties, Barriers to Reporting and Fraudulent Reporting”

- **Comment one:**

“I think that all the sexual assault cases come from when cadet girls go out partying with other guy cadets, get drunk, have sex, then realize in the morning that it might hurt their career so then they report it as a violation. Its really stupid of them and it gets good cadets kicked out”

- **Comment two:**

“I have seen girls on 4 different occasions try to claim rape or sexual harassment to get out of trouble. So I am weary of SH claims”

- **Comment three:**

“I feel that often times due to the seriousness that such events are treated with some female cadets use sexual assault claims in order to get themselves out of trouble. This has specifically happened to me. Where false accusations have been made against me”

- **Comment four:**

“I feel that men are guilty until proven innocent with sexual harassment. Even if a male is proven innocent his record is still permanently tarnished. The CoC and the way the system works facilitates such an environment”

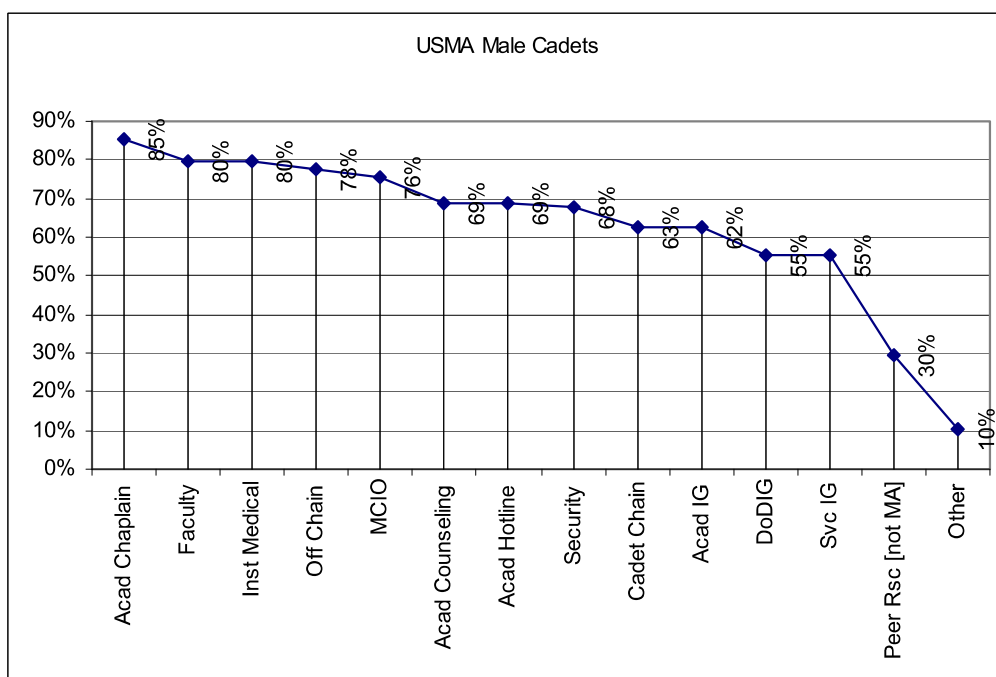
- Comment five:

“The largest problem here is that if and when a sexual problem is reported is that a male will not be treated fairly. If a female lies about getting assaulted after the two were caught having sex, then the male taking part in the action often times is subject to strict scrutiny and is often found wrong when a woman accuses them of rape. The males are hardly ever believed in their statements.”

Willingness to Report to Various Agencies

We asked cadets about their willingness to report a personal experience of sexual assault to a variety of individuals/agencies. They were asked to select either “yes,” “no,” “uncertain,” or “service not available.” Although respondents were only asked about their willingness to report to various agencies their responses allowed us to rank order them in terms of the number of “yes” responses. USMA male respondents were most willing to report to Academy Chaplain/Clergy. Second, was a faculty member, coaches or academy staff not in chain of command and installation medical personnel. Figure 4 depicts individual/agency ranking from USMA male cadets.

Figure 4. Individual/Agency Ranking Among USMA Male Cadets



Sexual Harassment

We asked cadets about sexual talk and/or behaviors that were uninvited and unwanted, and in which they did not willingly participate. They were asked “SINCE JUNE OF 2003, how frequently have you been in situations where persons assigned to your Academy (i.e., cadets and/or other military or civilian personnel working at your Academy),” (emphasis in original) followed by a series of behaviors listed in Table 153. Respondents were asked to indicate the frequency that they experienced these behaviors ranging from never, once or twice, several times, often and very often. The most frequent behavior experienced often or very often by male USMA cadets is “Repeatedly

told stories or jokes of a sexual nature that were offensive to you,” with USMA at five percent. Around two percent of USMA male respondents indicated they experienced “. . . offensive remarks about your appearance, body, or sexual activities,” often or very often.” Table 153 reflects the responses of USMA males indicating the percentages of respondents that experienced the listed behaviors often or very often.

Table 153. Percentage of Male Cadets Indicating Occurrence of Listed Behaviors Often or Very Often.

Uninvited Unwanted Behavior	Often/Very
Repeatedly told stories or jokes of a sexual nature that were offensive to you	5.0%
Made unwelcome attempts to draw you into a discussion of sexual matters (for example, attempted to discuss or comment on your sex life)	3.0%
Made offensive remarks about your appearance, body, or sexual activities	2.2%
Made gestures or used body language of a sexual nature that embarrassed or offended you	1.5%
Made unwanted attempts to establish a romantic sexual relationship with you despite your efforts to discourage it	0.7%
Continued to ask you for dates, drinks, dinner, etc, even though you said “No”	0.2%
Made you feel like you were being bribed with some sort of reward or special treatment to engage in sexual behavior	0.1%
Made you feel threatened with some sort of retaliation for not being sexually cooperative (for example, by mentioning an upcoming review or evaluation)	0.2%
Touched you in a way that made you feel uncomfortable	0.5%
Treated you badly for refusing to have sex	0.3%
Implied better assignments or better treatment if you were sexually cooperative	0.2%

The behavior that the respondents experience most is “[T]ouched you in a way that made you feel uncomfortable.” Overall, around four percent of USMA male respondents indicated they never experienced this behavior since June 2003. Table 154 reflects the percentages of USMA male respondents that never experienced the listed behaviors.

Table 154. Percentage of USMA Male Cadets That Never Experienced Listed Behaviors

Uninvited Unwanted Behavior	Never Experienced
Repeatedly told stories or jokes of a sexual nature that were offensive to you	60.9%
Made unwelcome attempts to draw you into a discussion of sexual matters (for example, attempted to discuss or comment on your sex life)	67.6%
Made offensive remarks about your appearance, body, or sexual activities	74.7%
Made gestures or used body language of a sexual nature that embarrassed or offended you	80.0%
Made unwanted attempts to establish a romantic sexual relationship with you despite your efforts to discourage it	93.0%
Continued to ask you for dates, drinks, dinner, etc, even though you said “No”	96.4%
Made you feel like you were being bribed with some sort of reward or special treatment to engage in sexual behavior	97.8%
Made you feel threatened with some sort of retaliation for not being sexually cooperative (for example, by mentioning an upcoming review or evaluation)	97.8%
Touched you in a way that made you feel uncomfortable	4.3%
Treated you badly for refusing to have sex	98.0%
Implied better assignments or better treatment if you were sexually cooperative	97.3%

Table 155 reflects percentages of USMA male respondents who answered “yes” to question 19 regarding the frequency they experienced unwanted/uninvited sexual talk or behavior. Table 156 reflects USMA male cadets who answered “no” to question 19 (non-victim of sexual assault).

Table 155. Frequency of Unwanted/Uninvited Sexual Talk or Behavior (Victim of Sexual Assault)

	Never	Once or Twice	Several Times	Often	Very Often
Repeatedly told stories or jokes of a sexual nature that were offensive to you	25.0%	31.2%	31.2%	6.2%	6.2%
Made unwelcome attempts to draw you into a discussion of sexual matter	37.5%	43.7%	6.2%	6.2%	6.2%
Made offensive remarks about your appearance, body, or sexual activities	43.7%	21.3%	6.2%	18.7%	0.0%
Made gestures or used body language of a sexual nature that embarrassed or offended you	37.5%	31.2%	18.7%	6.2%	6.2%
Made unwanted attempts to establish a romantic sexual relationship with you despite your efforts to discourage it	62.5%	12.5%	6.2%	12.5%	6.2%
Continued to ask you for dates, drinks, dinner, etc, even though you said “No”	81.2%	0.0%	12.5%	0.0%	6.2%
Made you feel like you were being bribed with some sort of reward or special treatment to engage in sexual behavior	68.7%	25.0%	6.2%	0.0%	0.0%
Made you feel threatened with some sort of retaliation for not being sexually cooperative	75.0%	18.7%	6.2%	0.0%	0.0%
Touched you in a way that made you feel uncomfortable	31.2%	43.7%	12.5%	6.2%	6.2%
Treated you badly for refusing to have sex	81.2%	12.5%	0.0%	6.2%	0.0%
Implied better assignments or better treatment if you were sexually cooperative	100%	0.0%	0.0%	0.0%	0.0%

Table 156. Frequency of Unwanted/Uninvited Sexual Talk or Behavior (Non-Victim of Sexual Assault)

Reasons	1st Incident	2nd Incident	Reasons	1st Incident	2nd Incident
Repeatedly told stories or jokes of a sexual nature that were offensive to you	61.5%	23.8%	9.7%	3.1%	1.7%
Made unwelcome attempts to draw you into a discussion of sexual matter	68.6%	20.9%	7.5%	1.6%	1.2%
Made offensive remarks about your appearance, body, or sexual activities	75.4%	17.9%	4.7%	1.0%	0.8%
Made gestures or used body language of a sexual nature that embarrassed or offended you	81.1%	13.8%	3.6%	0.7%	0.5%
Made unwanted attempts to establish a romantic sexual relationship with you despite your efforts to discourage it	93.7%	5.2%	0.6%	0.2%	0.1%
Continued to ask you for dates, drinks, dinner, etc, even though you said “No”	97.0%	2.2%	0.5%	0.0%	0.1%
Made you feel like you were being bribed with some sort of reward or special treatment to engage in sexual behavior	98.4%	1.3%	0.1%	0.0%	0.1%
Made you feel threatened with some sort of retaliation for not being sexually cooperative	98.7%	0.9%	0.1%	0.0%	0.1%
Touched you in a way that made you feel uncomfortable	3.9%	95.3%	0.4%	0.0%	0.2%
Treated you badly for refusing to have sex	98.7%	0.8%	0.1%	0.0%	0.1%
Implied better assignments or better treatment if you were sexually cooperative	98.9%	0.6%	0.1%	0.0%	0.1%

USMA male cadets made the following written comments regarding unwanted uninvited sexual talk or behavior:

- Comment one:

“Cadets freely talk about porn, masturbation, sex, strip clubs, hookers, and various other things which I consider to be personal issues that I would rather not hear about. I believe the afore mentioned behavior creates an environment where sexual assault/harassment is tolerated as opposed to being abhorred. Such behavior makes inappropriate sexual activities more commonplace.”

- Comment two:

“I occasionally will hear people telling derogatory jokes sometimes among close friends. Although I do not agree with people telling these jokes, I know all the people that I have heard tell them say them in a completely joking manner and away from anyone that might be offended by them.”

- Comment three:

“I believe that there is an issue of remarks being made that are offensive to others and the officer chain of command not doing anything about such comments. Respect cases tend to get pushed under the rug at the company level, and they should be taken more seriously”

We asked cadets how many behaviors they marked were considered sexual harassment. Table 157 reflects the responses of USMA male cadets.

Table 157. USMA Male Responses to Behaviors They Considered to be Sexual Harassment

	Percentage
None were sexual harassment	45.8%
Some were sexual harassment	6.1%
Most were sexual harassment	1.5%
All were sexual harassment	1.6%
Does not apply (I marked “NEVER” in every item in question #17)	43.8%

Table 158 reflects USMA male responses broken down by those who answered “yes” to question 19 and those who answered “no” (victim and non-victim of sexual assault). Nine respondents did not provide answers to the question.

Table 158. USMA Male Responses to Behaviors They Considered to be Sexual Harassment (Victim Versus Non-Victim of Sexual Assault)

	Victims	Non-victims
None were sexual harassment	46.7%	46.2%
Some were sexual harassment	26.7%	6.0%
Most were sexual harassment	6.7%	1.5%
All were sexual harassment	6.6%	1.6%
Does not apply (I marked “NEVER” in every item in question #17)	13.3%	44.7%
Total	100%	100%

C. Sexual Assault Incidents at the Academy

This section details the survey findings concerning the scope of sexual assault incidents at the Academy. The respondents were asked to answer “yes” or “no” to the following question: “[S]ince becoming a cadet, has someone done any of the following to you without your consent and against your will?” The answer choices included:

- “Touched, stroked, or fondled your private parts;
- Physically attempted to have sexual intercourse with you, but was not successful;
- Physically attempted to have oral or anal sex with you, but was not successful;
- Had sexual intercourse with you;
- Had oral sex with you; and,
- Had anal sex with you.”

A total of 16 male respondents answered “yes” to the question. Table 159 reflects USMA male cadets that experienced incidents involving the above-described behavior. The respondents were instructed to check all behaviors that applied for each incident. Therefore, the number of behaviors indicated may exceed the total incidents listed.

Table 159. Scope of Recent Incidents Involving Male USMA Respondents as Victims.

Experienced behavior against will without consent	Number
Total Incidents	16
Touched, stroked, or fondled privates only	11
Touched, stroked, or fondled privates in conjunction with other listed behavior(s)	1
Attempted sexual intercourse	0
Attempted oral or anal sex	1
Had sexual intercourse	3
Had oral sex	2
Had anal sex	0

Tables 160.a through 160.c list when these incidents occurred, by calendar year, semester, and the cadet status/rank (BCT/Plebe, summer/freshman/ sophomore/ junior/ senior). If the cadet selected summer “semester”, it assumes that graduation has occurred and the cadet rose to the next rank. All cadets did not answer question 20A completely. Where that occurred, “Missing Data” is listed in the table as an unknown response.

Table 160a. USMA Males Calendar Year When Incident Occurred

	2001 and Earlier	2002	2003	2004*	Missing Data	Total
Incident	1	2	8	3	2	16

* 3-4 month period: January-March/April 2004

Table 160b. USMA Males Semester When Incidents Occurred

	Fall	Spring	Summer	Missing Data	Total
Incident	7	6	1	2	16

Table 160c. Status of USMA Male Cadet When Incidents Occurred

	Fresh	Soph	Junior	Senior	BCT/PLB	Missing Data	Total
Incident	7	3	2	2	0	2	16

The Offenders

We asked USMA male cadets to select the actions of the offender from a list of various sexual assault behaviors. The actions were not further defined for the respondents. Table 161 describes these actions. The respondents were instructed to check all actions that apply.

Table 161. USMA Males - Actions of Offenders by Incident

Act	Number of Actions
Touched, stroked, or fondled your private parts?	12
Physically attempted to have sexual intercourse with you, but was not successful?	0
Physically attempted to have oral or anal sex with you, but was not successful?	1
Had sexual intercourse with you?	3
Had oral sex with you?	2
Had anal sex with you?	0

Location of the Incident

Respondents provided location information for 15 of the 16 sexual assault incidents. A total of 14 of the 16 sexual assaults occurred on the installation. A total of 11 of those occurred in the barracks. There was one offense that occurred “Off installation and NOT at an Academy-sponsored event.”

Fellow cadets were the principal offender group (of all identified offenders); 3 were cadets who were senior to the victim, while 10 were cadets who were in the same class or below. Table 162 reflects the breakdown of offenders by category.

Table 162. USMA Males - Category of Offenders

Category	Total
Cadet who was senior to me	3
Cadet who was in same class as me or below	10
Military faculty or staff member	0
Civilian faculty or staff member	0
Military person NOT assigned to your academy	1
Civilian person NOT assigned to your academy	0
Unidentified person	1
Missing Data	1
Total	16

A total of 2 respondents indicated being sexually assaulted by multiple offenders, 12 respondents indicated solitary offenders assaulted them, and 1 did not know whether the incident involved multiple offenders. Cadets senior to the victim were the only offender-group for the two multiple offender incidents.

Reporting of Sexual Assault Incidents

A total of 15 USMA male respondents provided data concerning the authorities to which they reported the sexual assault incidents. A total of 12 cadets indicated the incidents were not reported to anyone, while in one incident, the respondent indicated they reported to: “officer/NCO chain of command,” “academy staff and faculty member not in chain of command,” and “person in cadet chain of command.” The two remaining incidents had no responses.

Reprisal for Reporting Sexual Assaults

Cadets who indicated “yes” to question 19, were asked whether anyone in a position of authority retaliated against them for reporting an incident. Retaliation was defined as

“unwarranted punishment, demotion, or withholding a favorable duty position. One USMA male respondent indicated reprisal or repercussions for reporting an incident of sexual assault.

Respondents were then asked whether they experienced “any OTHER repercussions for reporting this incident.” The choices included: Ostracism, harassment, or ridicule from other cadets both in and not in their chain of command, ostracism, harassment, or ridicule from Academy staff or faculty members, and other significant repercussions. One incident recorded both ostracism, harassment, or ridicule from other cadets NOT in chain of command, and one respondent indicated ostracism, harassment, or ridicule from other cadets in his chain of command.

Reporting to MCIO/Law Enforcement Agency

Respondents were asked if a military criminal investigative organization or a civilian law enforcement agency conducted a criminal investigation. When asked why a criminal investigation was not conducted, 12 respondents indicated they did not report the incident to anyone, and 1 respondent indicated the assault was not reported to law enforcement officials.

No USMA male respondents were informed of the final disposition of their incidents, because military criminal investigative organizations or civilian law enforcement authorities did not receive a report.

When asked why they did not report the incident to military or academy authorities, the respondents indicated the incident was not serious enough to report (five incidents) and they could handle it themselves (five incidents). One cadet indicated he could deal with it himself, while others feared they would be labeled a trouble maker, thought nothing would be done, feared loss of friends, feared public disclosure, feared other repercussions or shame/embarrassment. Table 163 reflects the USMA male respondents’ reasons for not reporting sexual assaults to military or academy authorities. (Respondents were asked to check all that apply.)

**Table 163. Reasons for Not Reporting
by Incident**

Reasons	Number of Incidents
Does not apply, I reported it	0
It was not serious enough to report	5
I handled it myself	5
I thought I would be labeled a trouble maker	1
I thought nothing would be done	1
Threatened with some form of retaliation	0
Not threatened with retaliation, but feared some form of retaliation	0
Feared ostracism, harassment, or ridicule by peers	0
Feared loss of friends	1
Feared I or others would be punished for infractions/violations (such as underage drinking)	1
Feared public disclosure of the assault	1
Feared my parents/family would find out	0
Pressured by someone in position of authority	0
Feared my boyfriend/girlfriend would find out	0
Shame/embarrassment	1
Feared other repercussions	1
Feared people would not believe me	0
Not aware of reporting procedures	0
I thought I could deal with it myself	1
Other (Please explain)⁶⁷	2

Satisfaction with Individuals/Agencies by Incident

Respondents were asked to report their level of satisfaction with the following individuals who or agencies that handled their incident. Even though no respondents indicated they reported incidents to anyone, other than the chaplain/clergy and peer resources, data was provided regarding a respondents' satisfaction with the chain of command, though it was not identified as being involved in the reporting process. Table 164 reflects how satisfied USMA male respondents were.

⁶⁷ A respondent stated that a female offered oral sex and he didn't want to seem 'weird' or "different" for refusing and the other respondent stated "not a big deal, just some guys who thought it cool to smack people's [genitals.]"

Table 164. Satisfaction With Individuals/Agencies Handling of Incident

Agency	Very Satisfied	Satisfied	Dis-satisfied	Very Dis-satisfied	N/A or I did not use Resource	Total
Investigative Agencies (OSI/CID/NCIS)	0	0	0	0	12	12
Military lawyers handling your case	0	0	0	0	11	11
Victim Witness Assistance	0	0	0	0	12	12
SAVI Advocate/Coordinator or Academy Response Team (ART) [N/A for West Point]	0	0	0	0	12	12
Academy Counseling or Development Center	0	0	0	0	12	12
Peer Resource (CASIE Rep/SAVI GUIDE)[N/A for West Point]	0	0	0	0	11	11
Chain of Command	0	0	1	0	11	12

D. General Comments

A large number of male cadets believe there were no sexual harassment/assault issues at the Military Academy. They felt the senior leadership was doing an excellent job “addressing the problem.” They realize they don’t have a “perfect campus,” but have faith in the system and it will deal with any incidents of sexual misconduct quickly and with justice. Many think the sexual harassment and assault education is not only sufficient; it’s overdone.

Liberty passes are limited, and awarded infrequently or arbitrarily, causing cadets to harbor feelings of being unnecessarily confined and sequestered. This was referred to as “Cabin Fever” mentality. The idea of “getting out into the civilian community” more often was seen as a remedy for lessening institutional stress which, in their opinion, would lower the incidents of sexual harassment/assault. It was said that the isolation results in a lack of social skills, and more freedom would result in a socially well-rounded cadet, or in the opinion of one cadet, such as the midshipmen at the Naval Academy.

Male cadets thought sexual contact was unavoidable, a normal occurrence for young adults and was perceived as inevitable in a coed environment, even one as restrictive as USMA. They indicated that the leadership should not put young men and women in a close living space and expect abstinence from sexual activity. One commented, “[B]oys like girls and girls like guys, they will attempt to have relationships.” It was proposed to allow cadets to learn how to deal with relationships in a responsible manner, while maintaining a professional atmosphere, and not to make stricter rules or harsher punishments. Lessening the severity of punishment for both types of violations, sexual contact and fraternization, would help reduce the number of false and/or after the fact sexual harassment/assault reports. The consensus was to allow dating and sexual contact

outside the confines of the USMA as long as it does not prejudice or weaken the discipline and order within the Corps of Cadets.

Cadets believed female cadets received preferential treatment. They seem convinced there is an informal quota system, perpetuated by the chain of command and condoned by senior leadership, unfairly ensuring female representation in leadership positions, while causing reverse discrimination against highly qualified white males. Women get treated differently mainly because of the intense pressure to treat both genders equally. It was reported that females receive lesser punishment for infractions such as alcohol boards when there is some sexual contact involved. Furthermore, females should be held to the same standards as the males, especially physically. Women are given special treatment on physical things by giving them lower standards and easier tests. Males perceived double standards in everything but academics. Several males claimed the culture of the Academy is not tolerant of females. One cadet stated;

“Females often develop eating disorders and other similar problems due to the pressure put on them by continuous male judgment. If I had a sister or daughter seeking admission, I would feel it as my family duty to stop them.”

Numerous comments were made regarding derogatory joke telling, along with making vulgar and sexually derogatory comments toward the opposite gender. Under-classmen are encouraged to tell dirty jokes at meal time. It was noted, however, that there was a lot of inappropriate jokes told, and even some of the language that is used is inappropriate, but is not intended as sexual harassment.

Many males commented women do not belong in the Academy. Females are not seen as incapable, but are viewed as less physically capable than men. Many observed that if females were not at the Academy, there wouldn't be any sexual harassment/assault issues.

VII. USNA Female Survey Results

This section details the responses of USNA female midshipmen concerning values, academy climate, and personal experiences. We included certain written comments that we believe are noteworthy to illustrate the respondents' feelings and beliefs concerning the topics studied in the survey. When respondents were asked to indicate their level of agreement in numerous survey questions, their choices were: "strongly agree; agree; no opinion; disagree; and strongly disagree." The information provided reflects the responses of 652 survey respondents.

A. Values

Navy core values are: "Honor, Courage and Commitment."

We asked the survey participants to select from a list of 18 values,⁶⁸ the 3 values **most** important to their professional life at their academy. Although we asked for the three in order of importance, when we analyzed the data we believed it would be more meaningful to express the results in terms of the three values most frequently selected. Respondents selected Integrity, Honor, and Commitment more than any other value. Table 165 reflects a breakdown by class year of the values most frequently selected.

Table 165. Frequency of Values by Class Year

Class Year	1st Most Selected Value	2nd Most Selected Value	3rd Most Selected Value
2007	Honor 100	Commitment 82	Integrity 69
2006	Integrity/ Honor 73	Respect 55	Commitment 49
2005	Integrity 72	Honor 67	Commitment 52
2004	Integrity 81	Honor 59	Commitment 46

These figures were computed by adding the frequency that respondents selected each value, while they ranked the values in order of importance to them. This represents the total number of times a value was selected by respondents while they ranked them in order of importance as first, second, and third most important to them.

We also asked the participants based on their experience, to indicate their level of agreement⁶⁹ with various statements regarding the honor code/concept, academy rules and regulations, honesty, moral standards, exemplary conduct and leadership standards, and ethical/spiritual/religious beliefs. Table 166. reflects the percentage of USNA female midshipman responses.

⁶⁸ The values included: Accountability, Achievement, Ambition, Courage, Commitment, Effectiveness, Efficiency, Excellence, Friendship, Honor, Integrity, Loyalty to Country, Money, Power, Respect, Selfless Service, Spiritual Faith, and Tolerance.

⁶⁹ For reporting purposes, the results reflected the combined results of those indicating "agree/strongly agree" and "disagree/strongly disagree."

Table 166. USNA Female Responses to Values Statements

	Agree Strongly Agree	Disagree Strongly Disagree
Midshipmen at my academy adhere to the honor code/concept, even if they know they won't get caught violating it	55.1%	35.1%
Midshipmen adhere to significant Academy rules and regulations, even if they know they won't get caught violating them	36.7%	54.2%
Midshipmen hold other midshipmen accountable to the honor code/concept	50.4%	30.6%
Honesty in all things is expected and reinforced at my academy.	80.0%	7.5%
I am morally obligated to abide by the oath I took to support and defend the Constitution of the United States, regardless of the consequences to me	96.3%	0.8%
I have felt pressure from others at my academy to compromise moral standards because of loyalty to friends/peers	43.2%	45.0%
I have felt pressure from others at my academy to compromise moral standards in order to meet academic or training objectives	26.0%	63.0%
Circumstances determine whether it is right or wrong for a midshipman to compromise his or her moral standards	26.7%	58.7%
I am committed to living by moral standards that exceed those of society at large	90.8%	1.8%
As a midshipman, it is important for me to meet the same exemplary conduct and leadership standards required of a commissioned officer	94.9%	2.5%
My commitment to living by exemplary conduct and leadership standards has been reinforced by attending the Academy	75.1%	13.8%
I believe commitment to some form of ethical/spiritual/religious beliefs is important to an officer's character	85.6%	6.1%
I am strongly committed to some form of ethical/spiritual/religious beliefs about what is right and wrong	89.6%	5.1% ⁰
My experiences at the Academy have enhanced my commitment to ethical/spiritual/religious beliefs	63.9%	19.0%

Adherence to the Honor Code/Concept

As indicated in Table 166, overall 55.1 percent of the USNA female respondents strongly agreed or agreed that midshipmen adhere to the honor code/concept, even if they know they won't get caught violating it. Table 167 reflects a breakdown by female respondents class year of graduation, and illustrates the percentage of those that strongly agree/agree that midshipmen adhere to the honor code/concept, even if they know they won't get caught violating them.

Table 167. Adhere to Honor Code/Concept

Class Year	Strongly Agree/Agree
2004	68.0%
2005	56.1%
2006	46.3%
2007	51.5%

USNA female respondents made the following comments on the honor code/concept:

- **Comment one:**

“ . . . There is a problem with the Honor Concept... only a few choose to report violations. Cheating is a big problem at our school and until we hold each other accountable, it will not stop.”

- **Comment two:**

“ . . . the honor concept is also necessary and good overall, but conflicts with midshipmen loyalties to roommates sometimes. also, some rules, like wearing civvies get broken and those aren't considered a big deal or dishonorable.”

- **Comment three:**

“The honor staff has some serious issues. I know I was lied to by the . . . I do not trust them and I do not trust any decision they make. I fully believe they rig investigations to help their friends and hurt people they don't like. The honor concept is a good one, but the current system is horrible. The senior members of the honor staff have way too much power with out officer oversight for a midshipmen to hold.”

- **Comment four:**

“The regulations and honor code at the academy are not followed to the extent that they should be. Many midshipmen still lie, cheat and steal. But few people will turn in friends or shipmates for this behavior. We are strongly encouraged to follow shipmate loyalty during plebe summer which contradicts the idea of turning in each other. I do not believe it is right for someone to turn another person in, if the person has also committed the same conduct offenses or worse ones.”

We asked USNA female respondents to indicate their level of agreement with the statement, “Midshipmen adhere to significant academy rules and regulations, even if they know they won't get caught violating them.” Overall, 36.7 percent of female respondents strongly agreed, or agreed with the statement. Table 168 reflects a break down by respondent's year of graduation, and illustrates the percentage of those that strongly agree/agree that midshipmen adhere to significant academy rules/regulations, even if they know they won't get caught violating it.

Table 168. Adhere to Significant Academy Rules/Regulations

Class Year	Strongly Agree/Agree
2004	42.0%
2005	27.7%
2006	34.1%
2007	41.6%

Maintaining Good Order and Discipline

We asked USNA female midshipmen for the extent of their agreement or disagreement with how various behaviors, including honor code violations, gender favoritism, fraternization, dating, consensual sex, alcohol use, illegal drug use, and pornography disrupts good order and discipline at their respective academy. Overall, 86.7 percent of USNA female respondents agreed “violating the honor code/concept” disrupts good order and discipline. Over 92.8 percent of USNA female respondents agreed “favoritism based on gender” disrupts good order and discipline. Table 169 reflects the results expressed by female midshipmen.

Table 169. Adverse Affects on Good Order and Discipline

	Agree Strongly Agree	Disagree Strongly Disagree
Violating the Honor Code/Concept	86.7%	8.0%
Not reporting Honor Code/Concept violations	63.3%	20.7%
Favoritism based on gender	92.8%	4.8%
Engaging in prohibited relationships/fraternization	56.4%	24.2%
Midshipmen dating each other at the same academy	5.7%	87.9%
Consensual sex between midshipmen ON academy grounds	55.5%	27.9%
Consensual sex between midshipmen OFF academy grounds	9.7%	82.4%
Excessive use of alcohol/drunkenness	75.3%	12.4%
Illegal drug use, or the abuse of prescription drugs	92.6%	4.4%
Viewing pornography or other sexually graphic content (images or movies)	56.4%	23.8%

Consensual Sex

As indicated in Table 169, overall, 55.5 percent of USNA female respondents strongly agreed or agreed that consensual sex between midshipmen, on Academy grounds disrupts good order and discipline, while only 9.7 percent indicated the same opinion about consensual sex between midshipmen off the installation. Tables 170 and 171 reflect a breakdown by class year the percentages that respondents strongly agree or agree that consensual sex between midshipmen both on or off Academy grounds disrupts good order and discipline.

Table 170. Consensual Sex Between Midshipmen ON Academy Grounds Disrupts Good Order and Discipline

Class Year	Strongly Agree/Agree
2004	53.3%
2005	55.4%
2006	49.4%
2007	62.6%

Table 171. Consensual Sex Between Midshipmen OFF Academy Grounds Disrupts Good Order and Discipline

Class Year	Strongly Agree/Agree
2004	6.0%
2005	7.4%
2006	13.4%
2007	11.0%

One respondent commented:

“We do have problems with fraternization between the upper classes and the 4th class, and with consensual sex in the dormitory (almost always involving alcohol) . . .”

While 27.9 percent of USNA female respondents indicated disagreement or strong disagreement that consensual sex between midshipmen on academy grounds disrupts good order and discipline, 82.4 percent of USNA female respondents indicated disagreement or strong disagreement that consensual sex off the installation disrupts to good order and discipline.

B. Academy Climate

Gender Preferential Treatment

About 44 percent of USNA female respondents indicated agreement that men and women are treated fairly overall. A total of 46.5 percent of USNA female midshipmen strongly agreed or agreed that “[M]en receive more favorable treatment OVERALL.” Table 172 reflects the overall responses of USNA female respondents.

Table 172. USNA Female Gender Preferential Treatment Results

	Agree Strongly Agree	Disagree Strongly Disagree
Men receive more favorable treatment OVERALL	46.5%	36.2%
Women receive more favorable treatment OVERALL	8.4%	75.9%
Men and women are treated fairly OVERALL	44.0%	41.9%

Table 173 reflects a breakdown by class year of graduation and illustrates the percentage of USNA female respondents' answers indicating strong agreement or agreement that men are treated more favorably, women are treated more favorably, or men and women are treated fairly overall.

Table 173. USNA Female Gender Preferential Treatment Results by Class Year

Class Year	Men Favored	Women Favored	Both Treated Fairly
2004	28.6%	13.3%	52.6%
2005	53.3%	10.1%	38.5%
2006	50.0%	7.3%	45.1%
2007	52.1%	4.2%	40.5%

USNA female respondents made the following written comments regarding gender preferential treatment:

- **Comment one:**

“The one problem from higher leaders is that in the brigade we feel or hear rumors that there is a quota for how many women should have striker positions (high MIDN leadership). I think that gender should not be an issue at all when selecting strikers.”

- **Comment two:**

“ I believe without a doubt that it is the fault of the administration because females are treated differently and usually always given less punishment for the same trespasses that males commit. I have seen it all four years that I have been at the Academy. . .”

- **Comment three:**

“As it appears to me, the senior leadership at the Academy feels the need to “flaunt” the female midshipmen at the Academy and place them in higher commanding positions in order to make it look good to the public. A female is more likely to be a battalion commander than a regimental XO, two positions of the same rank, because it looks better from the outside world that a woman was in charge and in such a prominent position. This causes problems for other females in the brigade who wish to have some sort of leadership positions because there are already too many females in higher ranking positions. Many of the male midshipmen notice this and make comments to the affect that “the females are taking over the brigade” when they are in a position to affect the opinion of many subordinate midshipmen. It seems almost as if the Academy is trying too hard to make it seem like women are equal, and ignore that there is a large disparity between the ratio of female and male billet holders and the ratio of females to males at the Academy at large.”

- Comment four:

“As a female midshipman the only place I feel i have been treated differently than my male counterparts is in academic classrooms. I have had [some] female civilian intstructors. . . who treat males and females completely different. I honestly feel that not only my grades, but the generally opinion of my instructor was biased against me and the other females in the class, because they did not like females in general, or females being in the military.”

Separation of Genders in Bancroft Hall

When asked whether the USNA female respondents agreed or disagreed that Bancroft Hall areas should be physically separated (i.e., different floors or buildings) by gender, the overwhelming majority (95.7 percent) indicated midshipmen barracks should not be physically separated. USNA female midshipmen made the following comments:

- Comment one

“The academy continues to try to separate males and females. Placing us in a separate dorm or in separate companies will just make us less acceptable to the men.”

- Comment two

“Putting all females into one dorm would NOT be a good idea; in fact it would disrupt the brigade and break it up rather than make it a team. Females already have a hard time, and breaking us up would further drive the point in some people’s mind that we can’t do it here. Only smaller unit leaders actually have a sense of what is really going on within the brigade. The higher up leaders think they do, but really don’t.”

- Comment three

“The nature of the environment here, ie close co-ed quarters with men and women who have to work together every day, is inherently a problematic environment. There are many cases of mids dating mids, even in prohibited relationships, and overall I believe it is detrimental to the achievement of the goals of the academy. I believe separate living quarters and possibly even training would be beneficial.”

Understanding of Sexual Harassment, Assault and Related Services

We asked USNA female midshipmen if they understood aspects of sexual harassment and sexual assault, to include avoiding risky situations, how to report and obtain care, counseling, legal services, and the responsibilities of law enforcement and the chain of command in handling sexual assaults. Almost every USNA female midshipman indicated understanding the difference between sexual harassment and sexual assault, and how to avoid situations that increase the risk of sexual assault. Table 174 reflects the USNA female responses to understanding of sexual harassment, assault, and related services.

Table 174. USNA Female Responses to Understanding of Sexual Harassment, Assault, and Related Services

	Yes	No
The difference between sexual harassment and sexual assault	96.3%	0.6%
How to avoid situations that might increase the risk of sexual assault	98.3%	0.3%
How to report sexual assaults	87.1%	4.3%
How to obtain medical care following a sexual assault	79.8%	8.3%
How to obtain counseling following a sexual assault	85.6%	5.2%
The services that your Academy's legal office can provide to a victim in response to sexual assault	55.8%	22.9%
General responsibilities of law enforcement and criminal investigative agencies in response to sexual assaults	56.0%	21.5%
The role of the chain of command in handling sexual assaults	52.3%	24.5%
Where to go if I need additional information on the areas above.	83.9%	6.0%

Effectiveness of Academy Non Senior Leaders

We asked midshipmen a series of questions concerning midshipmen leaders and commissioned officers (Company Officers) at their academy, and to indicate the extent these leaders exhibit certain leadership behaviors. Table 175 reflects the USNA female responses.

Table 175. USNA Female Responses Regarding the Effectiveness of Academy Midshipmen/Non-Senior Leaders

		Very Large	Moderate	Not at all
		Large	Small	
Demonstrate good examples of sound moral character	Midshipmen	47.5%	50.2%	1.5%
	Co Officer	63.0%	33.6%	1.7%
Hold others accountable for their conduct	Midshipmen	41.9%	55.4%	1.5%
	Co Officer	79.9%	18.6%	0.2%
Promote and safeguard the welfare of subordinates	Midshipmen	53.7%	42.5%	2.3%
	Co Officer	65.5%	31.4%	1.8%
Create a climate in which sexual HARASSMENT is not tolerated	Midshipmen	38.8%	50.8%	6.9%
	Co Officer	67.2%	25.2%	2.6%
Create a climate in which midshipmen are encouraged to report sexual HARASSMENT	Midshipmen	29.8%	51.1%	13.3%
	Co Officer	56.7%	31.0%	4.1%
Create a climate in which sexual ASSAULT is not tolerated	Midshipmen	63.2%	29.8%	2.9%
	Co Officer	73.2%	19.0%	1.5%
Create a climate in which midshipmen are encouraged to report a sexual ASSAULT	Midshipmen	46.0%	39.1%	8.7%
	Co Officer	64.1%	23.6%	3.4%
Ensure those who have reported sexual HARASSMENT/ASSAULT treated with dignity and respect	Midshipmen	25.5%	40.8%	13.7%
	Co Officer	49.8%	23.2%	3.5%
Provide an appropriate level of privacy to those who have experienced sexual ASSAULT	Midshipmen	25.9%	36.0%	11.7%
	Co Officer	46.2%	23.6%	3.4%
Provide adequate information to midshipmen about policies, procedures, and consequences of sexual ASSAULT	Co Officer	51.7%	34.8%	3.5%

Effectiveness of Senior Leaders and Faculty

We asked midshipmen a series of similar questions about academy senior leaders (Superintendent, Commandant of Midshipmen, Vice Commandant, and Dean of Faculty,) and academy faculty. Table 176 reflects female midshipmen responses.

Table 176. USNA Female Responses Regarding the Effectiveness of Academy Senior Leaders and Faculty

		Very Large Large	Moderate Small	Not at all
Demonstrate good examples of sound moral character	Senior Leadership	94.2%	4.6%	0.2%
	Academy Faculty	63.5%	31.6%	0.2%
Hold midshipmen accountable for their conduct	Senior Leadership	95.2%	4.3%	0.0%
	Academy Faculty	63.2%	33.3%	0.5%
Promote and safeguard the welfare of subordinates	Senior Leadership	91.1%	7.8%	0.0%
	Academy Faculty	55.5%	36.2%	1.2%
Treat subordinate midshipmen fairly regardless of gender	Senior Leadership	78.8%	16.7%	0.9%
	Academy Faculty	58.3%	39.1%	0.3%
Create a climate in which sexual HARASSMENT is not tolerated	Senior Leadership	81.4%	14.4%	0.2%
	Academy Faculty	51.4%	26.5%	1.8%
Create a climate in which sexual ASSAULT is not tolerated	Senior Leadership	87.0%	8.4%	0.3%
	Academy Faculty	58.1%	18.4%	1.5%

Tables 177 and 178 illustrate the percentage of USNA female respondents who answered very large/large extent academy leaders, to include midshipmen, commissioned officers, senior leaders, and faculty create a climate where “sexual harassment is not tolerated.” Table 177 reflects respondents who answered “yes” to question 19 (victim of sexual assault).

Table 177. Extent That Sexual Harassment is Not Tolerated (Victim of Sexual Assault)

	Very Large/ Large
Midshipmen Leadership	22.9%
Co Officer	50.6%
Senior Leadership	81.9%
Faculty	49.9%

Table 178 reflects USNA female respondents who answered “no” to question 19 (non-victim of sexual assault).

Table 178. Extent That Sexual Harassment is Not Tolerated (Non-Victim of Sexual Assault)

	Very Large/ Large Extent
Midshipmen Leadership	41.2%
Co Officer	69.7%
Senior Leadership	81.3%
Faculty	51.8%

USNA female respondents made the following written comments regarding academy leadership:

- **Comment one:**

“I think the academies are being looked at in a negative light for no reason. My time here as a woman has been very successful and I maintain many healthy relationships with my male counterparts. The naval academy has done a good job at deterring sexual harassment, and show that it is not tolerated.”

- **Comment two:**

“The re-emphasis every year on how to report and defining sexual harassment is important. It helps curb behavior early on and gives everyone a chance to ask questions they may have about their actions. Discuss/examples of acceptable behavior and not acceptable are important to pass on. The SAVI program is a good way for peer-to-peer discussions and talks.”

- **Comment three:**

“Sexual harassment continues to be a rampant problem, but it is not being reported because females do not want to deal with retribution from their male classmates. The females do not want to be ostracized for turning in their classmates due to the harassment that follows their action.”

- **Comment four:**

“I think sexual harassment is constant for females. The atmosphere at USNA among the midshipmen is that females are less competent than males. I don’t feel like this is promoted by the administration but instead by male midshipmen. They continually make “jokes” on how “WUBA’s” (women midshipmen) are overweight, promiscuous, worthless, and receive special treatment.”

- **Comment five:**

“I believe that here at the Academy, rape and sexual violence are seen and taught as something not to do, but I feel that the harassment that goes on is a large problem. I think that women here are talked down upon, and often talked about. There needs to be a larger teaching about no sexual harassment.”

- Comment six:

“I believe that women too often take minor/insignificant comments out of context, and that bigger sexual harassment problems are unable to be taken care or even seen because of the chain of command dealing with the petty problems.”

Sexual Assault Tolerance

Tables 179 and 180 illustrate the percentage of USNA female respondents who answered very large/large extent that academy leaders to include, midshipmen, commissioned officers, senior leaders, and faculty create a climate where “sexual assault is not tolerated.” Table 179 reflects respondents who answered “yes” to question 19 (victim of sexual assault).

Table 179. Extent That Sexual Assault is Not Tolerated (Victim of Sexual Assault)

	Very Large/ Large
Midshipmen Leadership	53.0%
Co Officer	60.2%
Senior Leadership	86.7%
Faculty	55.4%

Table 180 reflects USNA female respondents who answered “no” to question 19 (non-victim of sexual assault).

Table 180. Extent That Sexual Assault is Not Tolerated (Non-Victim of Sexual Assault)

	Very Large/ Large
Midshipmen Leadership	64.8%
Co Officer	75.2%
Senior Leadership	86.9%
Faculty	58.6%

USNA female respondents made the following written comments regarding Academy leadership:

- Comment one:

“I think that most Company Officers surpass expectations asked about in the survey. It just so happens that mine does not, but he is part of a small number who don’t. Midshipmen make many gestures and say sexual things, but I have never felt unsafe as if they would act upon it. I always tell them that what they said disrespected me, and they apologize and move on about their day.”

- Comment two:

“The Naval Academy has been a very safe place where I can concentrate on my educational, physical, and career goals without feeling uncomfortable or threatened. I consider my school to be safer than civilian schools that my friends attend. The SAVI program in particular is very effective at promoting awareness, tolerance and consideration as well as providing services for any person confronted with sexual assault/harassment.”

- Comment three:

“The administration is hard on these issues here. I have full confidence that our leaders (the dant, the supe, and company officers, etc) will do whatever it takes to get these incidents reported, taken care of, and discouraged in the future

Willingness to Confront and Report Offenders

We asked midshipmen of the behavior they observed, to what extent other midshipmen at their Academy would be willing to CONFRONT other midshipmen who engage in sexual HARASSMENT, including inappropriate comments and actions; REPORT other midshipmen who continue to engage in sexual HARASSMENT after having been previously confronted; and, to REPORT other midshipmen who commit sexual ASSAULT. Table 181 reflects USNA female midshipmen responses.

Table 181. USNA Female Responses Regarding Midshipman Willingness to Confront and Report Offenders

	Very Large	Moderate	Not at all
Large		Small	
Large			
CONFRONT other midshipmen who engage in sexual HARASSMENT, including inappropriate comments and actions	16.7%	62.7%	13.2%
REPORT other midshipmen who continue to engage in sexual HARASSMENT after having been previously confronted	14.6%	56.1%	15.3%
REPORT other midshipmen who commit sexual ASSAULT	28.4%	45.4%	8.3%

Personal Loyalties, Barriers to Reporting, and Fraudulent Reporting

We asked midshipmen the extent they think midshipmen at their academy: (1) Allow personal loyalties to affect reporting of sexual assault, (2) Do not report sexual assault out of concern they or others will be punished for infractions, such as fraternization or underage drinking, and (3) Consider fraudulent reporting of sexual assault incidents to be a problem at the academy. Table 182 reflects USNA female results.

Table 182. USNA Female Responses Regarding Personal Loyalties, Barriers to Reporting, and Fraudulent Reporting

	Very Large Large	Moderate Small	Not at all
Allow personal loyalties to affect reporting of sexual ASSAULT	39.7%	41.7%	4.0%
Do NOT report sexual ASSAULT out of concern they or others will be punished for infractions, such as fraternization or underage drinking	49.5%	34.7%	2.9%
Consider fraudulent reporting of sexual ASSAULT incidents to be a problem at the Academy	36.8%	40.6%	9.0%

We compared the USNA female respondents who answered “yes” and “no” to question 19 (whether the respondent was a victim of sexual assault) regarding “Do NOT report sexual ASSAULT out of concern they or others will be punished for infractions, such as fraternization or underage drinking.” We asked respondents to select “very large extent, large extent, moderate extent, small extent, not at all or no basis to judge.” For purposes of our study, we grouped very large and large extent together, moderate and small extent together and “other responses” includes “not at all,” and “no basis to judge.” Table 183 illustrates how those that answered “yes” and “no” to question 19 compare.

Table 183. Extent That Victims and Non-Victims Do NOT Report Sexual Assault - Possible Punishment for Other Infractions

	Very Large/ Large	Moderate/ Small	Other
Victim	71.1%	24.1%	4.8%
Non-Victim	46.3%	36.3%	17.4%

USNA female respondents were asked if they “[C]onsider fraudulent reporting of sexual ASSAULT incidents to be a problem at the academy.” We compared the responses of midshipmen who were a victim of sexual assault with those that were not. Table 184 illustrates how responses from victims versus non-victims compare.

Table 184. Extent That Victims and Non-Victims of Sexual Assault Consider Fraudulent Reporting to be a Problem

	Very Large/ Large	Moderate/ Small	Other
Victim	48.2%	36.1%	15.6%
Non-Victim	35.2%	41.3%	23.4%

USNA female midshipmen made the following written comments regarding Personal Loyalties, Barriers to Reporting, and Fraudulent Reporting:

- Comment one:

“The undercurrent that women do not belong at the academy, and the fact that there are so few of us to begin with, has an impact on how

much respect we get. For reporting an offense a woman gets labeled and shunned for the rest of her career here, so sometimes it's better to just suck it up."

- Comment two:

"In my four years at the Academy, the overwhelming majority of cases that come forward concerning sexual assault are fraudulent. They are cases where there was a consensual relationship in the beginning and later a female becomes angry with a male and uses it against him. Of the cases I've had personal knowledge about, the females had truly been assaulted and refused to come forward because they were scared and ashamed."

- Comment three:

"I think SAVI is a good program. I also think that the false reports of sexual harassment by girls at the have hurt the legitimate report as well as the image of girls at school."

Willingness to Report to Various Agencies

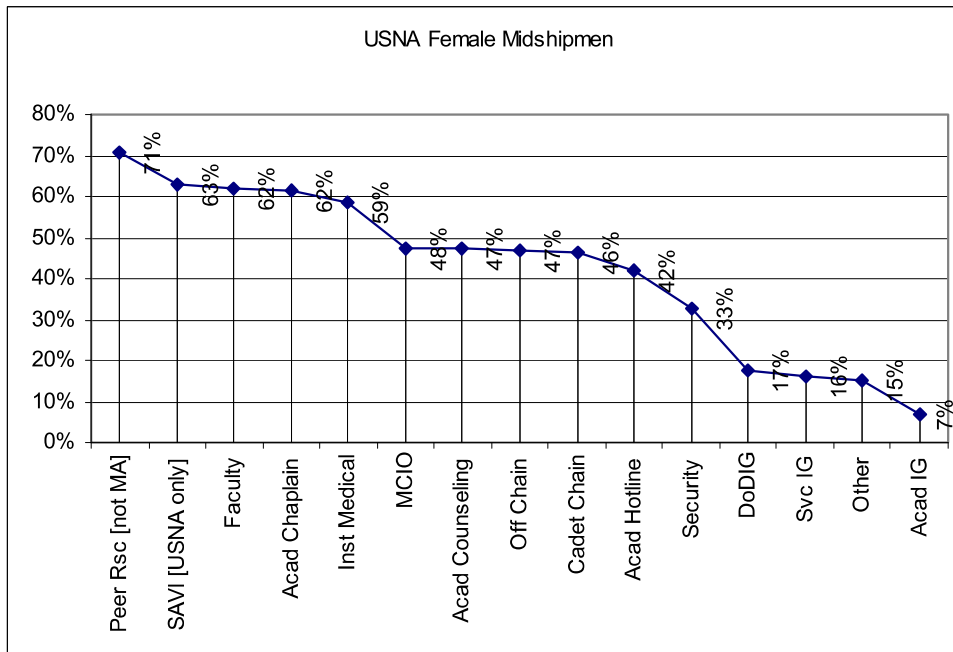
We asked midshipmen whether they would be willing to report a personal experience of sexual assault to various individuals/agencies. USNA female respondents were most willing to report to a peer resource. The second highest for USNA females was SAVI advocate or faculty member, coaches, or academy staff not in chain of command. Table 185 reflects USNA female midshipmen responses.

Table 185. Willingness to Report to Various Agencies

	Yes	No	Uncertain
Officer/NCO Chain of command member (i.e., AOC, MTL, TAC, Co Officer, SEL)	46.8%	28.7%	24.1%
Faculty member, coaches, or academy staff not in chain of command	62.1%	25.0%	12.9%
Academy hotline/help line	42.0%	39.4%	15.3%
Person in midshipman chain of command	46.3%	35.7%	17.5%
Peer resource (e.g., SAVI GUIDE, CASIE Rep) [N/A for West Point]	70.9%	19.5%	9.5%
Academy Counseling or Development Center	47.4%	35.7%	16.9%
Installation Medical Personnel	58.7%	24.2%	16.6%
Criminal investigative organizations (i.e., AFOSI, CID, NCIS)	47.5%	28.8%	23.3%
Security Forces, Military Police or USNA Police	32.5%	47.7%	19.3%
Academy Inspector General's Office [N/A for Naval Academy]	6.7%	13.3%	4.1%
Academy Chaplain/Clergy	61.5%	23.3%	15.2%
Academy Response Team (ART) [N/A for West Point and Naval Academy]	5.7%	11.7%	4.3%
SAVI Advocate/Coordinator [N/A for West Point and USAFA]	62.9%	20.6%	15.6%
Service Inspector General's office or hotline	16.1%	52.0%	27.1%
DoD Inspector General's office or DoD IG Hotline	17.3%	54.0%	27.0%
Other (Please explain)	15.3%	27.9%	11.7%

We asked midshipmen about their willingness to report a personal experience of sexual assault to a variety of individuals/agencies. They were asked to select either “yes, no, uncertain, or service not available.” Although respondents were only asked about their willingness to report to various agencies, their responses allowed us to rank order their responses in terms of the number of “yes” answers. Figure 5 depicts individual/agency ranking among USNA female midshipmen.

Figure 5. Individual/Agency Ranking Among USNA Female Midshipmen



With regard to their willingness to report sexual assaults to various agencies, USNA female midshipmen made the following written comments:

- Comment one:

“One thing that I have noticed here is that the upper class often during plebe summer would talk about not making lewd jokes or talking about people and yet during the ac year I see those same people doing so. The hypocrisy of it all bothers me more than anything else. I don’t think I’d be very willing to report a sexual assault to some of the midshipmen in the chain of command just because nothing is ever really private here. Something happens to someone in another battalion and within an hour it’s all through the brigade. The SAVI guides are one thing, but going up through squad leader or someone in my own chain of command is not.”

- Comment two:

“I would avoid reporting an incident to people who know me or the person who committed the infraction. I would more likely report an incident to a non-midshipman because I know that rumors are likely to start if I talk to any average midshipman even if I trust them as a friend.”

- Comment three:

“Simply, friends. We are taught “shipmate loyalty” from day one, and I would feel most comfortable telling my roommate or a very close male or female friend.”

- Comment four:

“Women at the Academy do not report sexual assault and harassment for three main reasons. First, we live and deal with it on a day to day basis; it almost becomes normal. So when we do stand up and say something everyone looks at you like you’ve grown three heads. That’s the second reason. No one comes forward because they fear the repercussions and abandonment from their peers, both male and female. The final reason is because it is almost ingrained in the systems here. The mids that attend school now have always had females with them; this isn’t 1976. However they still act like female mids are ... and second rate.”

Sexual Harassment

We asked midshipmen about sexual talk and/or behaviors that were uninvited and unwanted, and in which they did not participate willingly. They were asked “SINCE JUNE OF 2003, how frequently have you been in situations where persons assigned to your Academy (i.e., midshipmen and/or other military or civilian personnel working at your Academy),” (emphasis in original) followed by a series of behaviors listed in Table 185. Respondents were asked to indicate the frequency that they experienced these behaviors ranging from never, once or twice, several times, often and very often. The most frequent behavior experienced often or very often by female USNA midshipmen is “Repeatedly told stories or jokes of a sexual nature that were offensive to you,” with USNA at 22.7 percent. Around 15 percent of USNA female respondents indicated they experienced “. . . offensive remarks about your appearance, body, or sexual activities,” often or very often. Table 186 reflects the responses of USNA females indicating the percentages of respondents that experienced the listed behaviors often or very often.

Table 186. Percentage of Female Midshipmen Indicating Occurrence of Listed Behaviors Often or Very Often.

	Often/ Very Often
Repeatedly told stories or jokes of a sexual nature that were offensive to you	22.7%
Made unwelcome attempts to draw you into a discussion of sexual matters (for example, attempted to discuss or comment on your sex life)	11.0%
Made offensive remarks about your appearance, body, or sexual activities	14.6%
Made gestures or used body language of a sexual nature that embarrassed or offended you	9.8%
Made unwanted attempts to establish a romantic sexual relationship with you despite your efforts to discourage it	4.8%
Continued to ask you for dates, drinks, dinner, etc, even though you said “No”	3.5%
Made you feel like you were being bribed with some sort of	1.2%
Made you feel threatened with some sort of retaliation for not being sexually cooperative (for example, by mentioning an upcoming review or evaluation)	0.8%
Touched you in a way that made you feel uncomfortable	2.1%
Treated you badly for refusing to have sex	0.9%
Implied better assignments or better treatment if you were sexually cooperative	0.2%

The behavior most female midshipmen experience is “Repeatedly told stories or jokes of a sexual nature that were offensive to you.” Only 22.7 percent of USNA females indicated they never experienced this behavior. Table 187 reflects the percentages of USNA female respondents who never experienced the listed behaviors.

Table 187. Percentage of Female Midshipmen That Never Experienced Listed Behaviors

Uninvited Unwanted Behavior	Never Experienced
Repeatedly told stories or jokes of a sexual nature that were offensive to you	21.9%
Made unwelcome attempts to draw you into a discussion of sexual matters (for example, attempted to discuss or comment on your sex life)	38.0%
Made offensive remarks about your appearance, body, or sexual activities	36.7%
Made gestures or used body language of a sexual nature that embarrassed or offended you	40.8%
Made unwanted attempts to establish a romantic sexual relationship with you despite your efforts to discourage it	62.6%
Continued to ask you for dates, drinks, dinner, etc, even though you said “No”	70.6%
Made you feel like you were being bribed with some sort of reward or special treatment to engage in sexual behavior	91.9%
Made you feel threatened with some sort of retaliation for not being sexually cooperative (for example, by mentioning an upcoming review or evaluation)	96.5%
Touched you in a way that made you feel uncomfortable	22.4%
Treated you badly for refusing to have sex	92.3%
Implied better assignments or better treatment if you were sexually cooperative	97.1%

Table 188 reflects USNA female midshipmen who answered “yes” to question 19 regarding the frequency that they experienced unwanted/uninvited sexual talk or behavior. Table 189 reflects the responses of USNA female midshipmen that answered “no” to question 19.

Table 188. Frequency of Unwanted/Uninvited Sexual Talk or Behavior (Victim of Sexual Assault)

	Never	Once or Twice	Several Times	Often	Very Often
Repeatedly told stories or jokes of a sexual nature that were offensive to you	16.8%	20.4%	27.7%	19.2%	15.6%
Made unwelcome attempts to draw you into a discussion of sexual matter	19.5%	24.3%	24.3%	19.5%	12.2%
Made offensive remarks about your appearance, body, or sexual activities	15.6%	28.9%	24.1%	20.4%	10.8%
Made gestures or used body language of a sexual nature that embarrassed or offended you	17.0%	32.9%	24.3%	14.6%	10.9%
Made unwanted attempts to establish a romantic sexual relationship with you despite your efforts to discourage it	27.7%	33.7%	22.8%	8.4%	7.2%
Continued to ask you for dates, drinks, dinner, etc, even though you said “No”	34.1%	34.1%	17.0%	9.7%	4.8%
Made you feel like you were being bribed with some sort of reward or special treatment to engage in sexual behavior	73.4%	13.2%	6.0%	3.6%	3.6%
Made you feel threatened with some sort of retaliation for not being sexually cooperative	86.5%	6.1%	3.6%	1.2%	2.4%
Touched you in a way that made you feel uncomfortable	44.5%	31.3%	13.2%	4.8%	6.0%
Treated you badly for refusing to have sex	69.8%	24.1%	1.2%	1.2%	3.6%
Implied better assignments or better treatment if you were sexually cooperative	93.9%	3.6%	1.2%	0.0%	1.2%

**Table 189. Frequency of Unwanted/Uninvited Sexual Talk or Behavior
(Non-Victim of Sexual Assault)**

	Never	Once or Twice	Several Times	Often	Very Often
Repeatedly told stories or jokes of a sexual nature that were offensive to you	22.7%	37.2%	18.9%	13.6%	7.4%
Made unwelcome attempts to draw you into a discussion of sexual matter	41.0%	35.0%	15.7%	4.7%	3.3%
Made offensive remarks about your appearance, body, or sexual activities	39.6%	32.7%	15.4%	7.5%	4.5%
Made gestures or used body language of a sexual nature that embarrassed or offended you	44.5%	34.4%	13.4%	4.5%	3.0%
Made unwanted attempts to establish a romantic sexual relationship with you despite your efforts to discourage it	67.9%	23.6%	5.2%	2.4%	0.7%
Continued to ask you for dates, drinks, dinner, etc, even though you said “No”	76.1%	16.4%	5.4%	1.4%	0.5%
Made you feel like you were being bribed with some sort of reward or special treatment to engage in sexual behavior	94.5%	3.8%	1.2%	0.3%	0.0%
Made you feel threatened with some sort of retaliation for not being sexually cooperative	98.2%	1.0%	0.3%	0.3%	0.0%
Touched you in a way that made you feel uncomfortable	19.0%	76.5%	3.5%	0.8%	0.0%
Treated you badly for refusing to have sex	95.9%	3.1%	0.5%	0.1%	0.1%
Implied better assignments or better treatment if you were sexually cooperative	97.8%	1.9%	0.1%	0.0%	0.0%

USNA female midshipmen made the following written comments regarding unwanted uninvited sexual talk or behavior:

- Comment one:

“Concerning the question about whether or not I have received offensive remarks about my body or appearance, I want to enforce that I said ‘yes’, however these remarks were not made by Midshipmen, but rather the people who do janitorial work in Bancroft hall. This seems to be the general consensus around the yard. Please note that I have never had another Midshipmen make offensive remarks about me.”

- Comment two:

“Personally I somewhat enjoy the attention of male friends, such as what some may view to be sexist comments, sexist jokes, and general

mild sexual harassment. I like being one of the guys. It's females like me who may possibly encouraging such inappropriate or sexist behavior or a similar mentality to a small extent. . . males here tell offensive jokes and make many unwanted comments of sexual nature, especially if you turn them down for dates."

- **Comment three:**

"I believe girls are sexually harassed but do not realize it because it has been around us for so long that we just live and deal with it. Terms like "WUBA" and "dark siding" have been going around for years now and at this point I don't think we will ever get rid of them...It happens all the time, even officers use the terms...this is just an example of what is done day in and day out, where harassment just becomes a part of life..."

We asked female midshipmen, of the behaviors they marked as happening to them, they considered sexual harassment. Table 190 reflects USNA female midshipmen responses.

Table 190. USNA Female Responses to Behaviors They Considered to be Sexual Harassment

	Percentage
None were sexual harassment	33.7%
Some were sexual harassment	40.2%
Most were sexual harassment	9.7%
All were sexual harassment	6.7%
Does not apply (I marked "NEVER" in every item in question #17)	9.4%

Table 191 reflects USNA female responses by those who answered "yes" to question 19 to those who answered "no" (victim versus non-victim of sexual assault).

Table 191. USNA Female Responses to Behaviors They Considered to be Sexual Harassment (Victim Versus Non-Victim of Sexual Assault)

	Victims	Non-victims
None were sexual harassment	12.0%	36.9%
Some were sexual harassment	45.8%	39.6%
Most were sexual harassment	24.1%	7.6%
All were sexual harassment	13.3%	5.8%
Does not apply (I marked "NEVER" in every item in question #17)	4.8%	10.1%
Total	100%	100%

C. Sexual Assault Incidents at the Academy

This section details the findings of the survey concerning the scope of sexual assault incidents at the Academy. The respondents were asked to answer "yes" or "no" to the following question: "[S]ince becoming a midshipman, has someone done any of the

following to you without your consent and against your will?” The answer choices included:

- “Touched, stroked, or fondled your private parts”;
- “Physically attempted to have sexual intercourse with you, but was not successful”;
- “Physically attempted to have oral or anal sex with you, but was not successful”;
- “Had sexual intercourse with you”;
- “Had oral sex with you”; and,
- “Had anal sex with you.”

A total of 83 USNA female respondents answered “yes” to the question, for a total of 99 incidents. The survey revealed that 12 female midshipmen were sexually assaulted twice, 3 of the 12 were sexually assaulted at least 3 times, and 1 of the 12 was sexually assaulted at least 4 times. Answer responses indicated that at the time of the incident, 38 respondents were freshmen, 32 were sophomores, 15 were juniors, 8 were seniors, 2 were in BCT, and 4 did not indicate class year status. A total of 97 incidents occurred between 1999 and 2004, and 2 incidents occurred on unknown dates. The respondents were instructed to check all behaviors that applied for each incident. Therefore, the number of behaviors indicated may exceed the total incidents listed. A total of 12 respondents experienced more than 1 incident. Additionally, 62 of the 99 incidents (62.6 percent) involved touching, stroking or fondling of private parts. A total of 47 incidents (47.4 percent) occurred on the installation in the barracks. The offenders were predominately midshipmen, either from the same class or below, or midshipmen senior to the respondent (86 of 99 offenders (86.9 percent)). Table 192 reflects USNA female midshipmen who experienced 1 or more incidents involving the described behavior.

Table 192. Scope of Recent Incidents Involving Female USNA Respondents as Victims.

Experienced behavior against will without consent	Number
Total Incidents	99
Touched, stroked, or fondled private parts only	34
Touched, stroked, or fondled private parts in conjunction with other behavior(s)	28
Attempted sexual intercourse	26
Attempted oral or anal sex	12
Had sexual intercourse	24
Had oral sex	11
Had anal sex	2

Of the 652 respondents, 83 indicated they were the victims of at least 1 sexual assault since becoming a midshipman (these midshipmen reported a total of at least 99 sexual assault incidents). Respondents were asked to describe up to four incidents, focusing on those considered to be the most severe incidents. Many of the midshipmen provided partial data when describing incidents, and in some cases of multiple incidents, provided no data at all.

Tables 193.a. through 193.c list when these incidents occurred by calendar year, semester, and the midshipman status/rank (BCT or Plebe summer/freshman/sophomore/junior/senior). If the midshipman selected summer “semester,” it assumes that graduation has occurred and the midshipman has risen to the next rank. All midshipmen did not answer question 20A completely. Where that occurred, “Missing Data” is listed in the table as an unknown response.

Table 193.a. Calendar Year When Incident Occurred

Incident	2001 and Earlier	2002	2003	2004*	Missing Data	Total
First	19	16	38	9	1	83
Second	4	1	4	2	1	12
Third	1	1	1	0	0	3
Fourth	0	1	0	0	0	1

* 3-4 month period: January-March/April 2004

Table 193.b. Semester When Incidents Occurred

Incident	Fall	Spring	Summer	Missing Data	Total
First	41	27	13	2	83
Second	4	3	3	2	12
Third	2	2	0	0	3
Fourth	0	1	0	0	1

Table 193.c. Status of Midshipman When Incidents Occurred

Incidents	Fresh	Soph	Junior	Senior	BCT/ PLB	Missing Data	Total
First	32	27	13	7	2	2	83
Second	3	5	1	1	0	2	12
Third	2	0	1	0	0	0	3
Fourth	1	0	0	0	0	0	1

The Offenders

We asked USNA female midshipmen to select from a list, the actions taken by the offender. The actions were not further defined for the respondents. Table 194 describes the offenders’ actions by incident. (The respondents were instructed to check all actions that apply.)

Table 194. Actions of Offenders by Incident

Act	1st Incident	2nd Incident	3rd Incident	4th Incident
Touched, stroked, or fondled your private parts?	54	6	2	0
Physically attempted to have sexual intercourse with you, but was not successful?	22	2	1	1
Physically attempted to have oral or anal sex with you, but was not successful?	9	3	0	0
Had sexual intercourse with you?	21	3	0	0
Had oral sex with you?	10	1	0	0
Had anal sex with you?	1	1	0	0

Location of the Incident

USNA female respondents provided location information for 97 of the 99 sexual assault incidents. Of the 99 sexual assaults, 53 occurred on the installation, and 47 of those occurred in the barracks. The other 6 were committed on base in places other than a barracks. The remaining 44 of the sexual assaults occurred off-base, most of which (35 incidents) were at events not sponsored by the academy, and 9 incidents occurred at academy sponsored events. Table 195 reflects a breakdown by incident and location of occurrence.

Table 195. Location of Incident by Incident

Location	1st Incident	2nd Incident	3rd Incident	4th Incident
On installation in dorm/barracks	36	8	2	1
On installation, NOT in dorm/barracks	6	0	0	0
Off installation at an Academy-sponsored event	7	2	0	0
Off installation and NOT at an Academy-sponsored event	32	2	1	0

The respondents categorized the offenders for 97 of the 99 incidents including midshipmen (both senior and non-senior to the respondents), military faculty or staff member, military not assigned to the academy, civilians not affiliated with the installation, and an unidentified person. There were two categories each that had four or fewer offenders indicated, i.e., military faculty or staff member, and unidentified person. The respondents did not provide offender information for 2 of the 99 incidents. Fellow midshipmen were the principal offender group (86 incidents); 35 were midshipmen who were senior to the victim, while 52 were midshipmen who were in the same class or below. One incident involved both types of midshipmen. Table 196 reflects the breakdown of offenders by category.

Table 196. Category of Offenders

Category	Total
Midshipman who was senior to me	35
Midshipman who was in same class as me or below	52
Military faculty or staff member	1
Civilian faculty or staff member	0
Military person NOT assigned to your academy	4
Civilian person NOT assigned to your academy	4
Unidentified person	1
Missing Data	5

Table 197 reflects the breakdown of offenders by category and incident.

Table 197. Sexual Assault Offenders by Category and Incident

Category of offender	1 st Incident	2 nd Incident	3 rd Incident	4 th Incident
Midshipman who was senior to me	26	6	2	1
Midshipman who was in same class as me or below	47	4	1	0
Military faculty or staff member	1	0	0	0
Civilian faculty or staff member	0	0	0	0
Military person NOT assigned to your academy	3	1	0	0
Civilian person NOT assigned to your academy	3	1	0	0
Unidentified person	1	0	0	0
Missing Data	2	0	0	0
Totals	83	12	3	1

Of the 99 reported incidents, USNA female respondents provided information for 96 incidents when asked if there were multiple offenders. A total of seven respondents reported multiple offenders assaulted them. Fellow midshipmen were the only offender group for multiple offender incidents; four incidents involved midshipmen who were in the same class or below, while one incident included a combination of senior midshipmen and midshipmen in the same class or below the victim. Respondents did not provide any offender data for two of the multiple offender incidents. Table 198 reflects whether multiple offenders were involved by incident.

Table 198. Multiple Offenders

Multiple offenders	1 st Incident	2 nd Incident	3 rd Incident	4 th Incident
Yes	7	0	0	0
No	70	12	3	1
I don't know	3	0	0	0

Reporting of Sexual Assault Incidents

Of the 99 sexual assault incidents recorded by 83 USNA female respondents, the highest number (13 incidents) was reported to the SAVI Advocate/Coordinator. A total of 12

incidents were reported to the Officer/NCO chain of command, and 5 each were reported to: “a person in the midshipman’s chain of command,” “peer resource,” and “Academy Chaplain/Clergy.” Other responses from the respondents indicate they reported the assault to their friends, peers or roommates. Table 199 lists the total number of incidents reported to each authority by incident.

Table 199. Authorities Sexual Assaults Reported To

Authorities to which sexual assaults were reported	Number
Officer/NCO chain of command (AOC, MTL, TAC, Co Officer, SEL)	12
Academy staff & faculty member not in chain of command	5
Academy hotline/helpline	0
Academy Response Team (ART) [N/A for USMA and USNA]	1
Person in midshipman chain of command	5
Peer resource (e.g., SAVI GUIDE, CASIE Rep)[N/A for USMA]	5
Academy Counseling or Development Center	6
SAVI Advocate/Coordinator [N/A for USMA and USAFA]	13
Off-Installation Counseling Center	1
Installation Medical Personnel	2
Off-Installation Medical Personnel	1
Criminal Investigative Organizations (i.e. AFOSI, CID, NCIS)	9
Security Forces, Military Police, or USNA Police	0
Academy Inspector General’s Office [N/A for USNA]	0
Academy Chaplain/Clergy	5
Non-Installation Chaplain/Clergy	0
Civilian Law Enforcement Agency	0
Service or DoD Inspector General’s Office or Hotline	0
No one – I did not report this incident	72
Other (Please explain)	5

Table 200 reflects the authorities sexual assaults were reported to, broken down by incident.

Table 200. Sexual Assault Reporting to Authorities by Incident

Authority/Agency	1st Incident	2nd Incident	3rd Incident	4th Incident
Officer/NCO chain of command (AOC, MTL, TAX, Co Officer, SEL)	10	2	0	0
Academy staff & faculty member not in chain of command	5	0	0	0
Academy hotline/helpline	0	0	0	0
Academy Response Team (ART) [N/A for West Point and Naval Academy]	1	0	0	0
Person in midshipman chain of command	5	0	0	0
Peer resource (e.g., SAVI GUIDE, CASIE Rep)[N/A for West Point]	5	0	0	0
Academy Counseling or Development Center	5	1	0	0
SAVI Advocate/Coordinator [N/A for West Point and USAFA]	13	0	0	0
Off-Installation Counseling Center	1	0	0	0
Installation Medical Personnel	2	0	0	0
Off-Installation Medical Personnel	1	0	0	0
Criminal Investigative Organizations (i.e. AFOSI, CID, NCIS)	9	0	0	0
Security Forces, Military Police, or USNA Police	0	0	0	0
Academy Inspector General's Office [N/A for Naval Academy]	0	0	0	0
Academy Chaplain/Clergy	5	0	0	0
Non-Installation Chaplain/Clergy	0	0	0	0
Civilian Law Enforcement Agency	0	0	0	0
Service or DoD Inspector General's Office or Hotline	0	0	0	0
No one – I did not report this incident	59	9	3	1
Other (Please explain)⁷⁰	4	1	0	0

Reprisal for Reporting Sexual Assaults

Midshipmen who answered “yes” to question 19 (victims of sexual assault) were asked whether anyone in a position of authority retaliated against them for reporting an incident. Retaliation was defined as “unwarranted punishment, demotion, or withholding a favorable duty position.” A total of two USNA female respondents indicated they experienced reprisal from other academy staff or faculty.

⁷⁰ “Other” responses from the respondents indicate they reported the assault to their friends, peers and roommates.

Table 201 reflects those respondents identified as being retaliated against for reporting a sexual assault incident.

**Table 201. Reprisal for Reporting Sexual Assaults
by Incident**

	1st Incident	2nd Incident	3rd Incident	4th Incident
Yes	2	0	0	0
No	14	3	0	0
Don't know or not sure	4	0	0	0

Table 202 reflects the number of times USNA female respondents experienced reprisal for reporting a sexual assault, by incident, and the individual who retaliated against them. (Respondents were asked to select all that apply.)

Table 202. Reprisal by Academy Officials by Incident

	1st Incident	2nd Incident	3rd Incident	4th Incident
Midshipman in my chain of command	0	0	0	0
Upperclassmen NOT in my chain of command	0	0	0	0
Commissioned Officer in my chain of command	0	0	0	0
Other Academy staff or faculty	2	0	0	0
Service officials outside your Academy	0	0	0	0

Respondents were asked whether they experienced “any OTHER repercussions for reporting this incident.” The choices included: Ostracism, harassment, or ridicule from other midshipmen both in and not in their chain of command, ostracism, harassment, or ridicule from academy staff and faculty members, and other significant repercussions. There were 10 reported experiences of repercussions from midshipmen NOT in the chain of command, and 5 instances from midshipmen within the chain of command. One respondent reported repercussions from academy staff or faculty members. One respondent’s experience fell in the category of other significant repercussions. She indicated “her privacy was betrayed and she was punished for reporting.” Table 203 reflects the responses by incident of USNA female midshipmen indicating they experienced other repercussions for reporting an incident of sexual assault. (Respondents were instructed to check all answers that applied to each incident.)

Table 203. Other Repercussions Experienced by Incident

Type of Repercussions	1 st Incident	2 nd Incident	3 rd Incident	4 th Incident
Ostracism, harassment, or ridicule from other midshipmen NOT in chain of command	9	1	0	0
Ostracism, harassment, or ridicule from other midshipmen in chain of command	5	0	0	0
Ostracism, harassment, or ridicule from Academy staff or faculty members	1	0	0	0
Other significant repercussions (Please specify)	1	0	0	0
No, I did not experience other repercussions	9	2	0	0

Reporting to MCIO/Law Enforcement

Respondents were asked, “Did a military criminal investigative organization (AFOSI, CID, or NCIS) or a civilian law enforcement agency conduct a criminal investigation?” The USNA female respondents indicated that a military criminal investigative organization or civilian law enforcement authority conducted investigations in a total of 11 sexual assault incidents. Table 204 reflects the criminal investigations conducted by incident.

Table 204. Criminal Investigations Conducted by Incident

	1 st Incident	2 nd Incident	3 rd Incident	4 th Incident
Yes	10	1	0	0
No	9	2	0	0
I don't know	1	0	0	0

Of the 11 USNA female respondents who indicated they reported the incident to a military criminal investigative organization or civilian law enforcement agency, 5 respondents reported dissatisfaction (by checking either “Dissatisfied or Very Dissatisfied”) with the military criminal investigative organization, and 3 of the 5 respondents provided the following written comments describing their dissatisfaction:

- Comment one:

“NCIS made me feel like the victim all over again when they were trying to gain information for the investigation. I would avoid anything to do with them-including not reporting an incident to avoid having to talk to them again.”

- Comment two:

“I was not satisfied because of how many people doubted my story and how poorly I was treated throughout the entire process. The ... Officer . . . like I was over exaggerating . . . even went so far as to try to find any . . . violations I had ever done while at the Academy. So basically, if you turn someone in for sexual harassment at the Academy, you better be prepared to have your entire time here scrutinized for ANY infractions because they will try to question your credibility and things like that.”

- Comment three:

“NCIS ... contacted people as part of the investigation [without letting me know first] . . . Furthermore, I was disappointed with my statement and many of my friends who were called to make a statement had the same feeling.”

Why No Criminal Investigation Was Conducted

A total of four female midshipmen indicated a criminal investigation was not conducted because it was never reported to law enforcement officials, while four female midshipmen indicated they declined to cooperate with the investigation, and two didn't know. Table 205 reflects USNA female midshipmen responses, by incident, indicating why no criminal investigations were conducted.

Table 205. Why No Criminal Investigation Was Conducted

	1 st Incident	2 nd Incident	3 rd Incident	4 th Incident
The incident was not reported to law enforcement officials	4	0	0	0
I declined to cooperate with an investigation	3	1	0	0
I don't know	1	1	0	0

Information Regarding the Disposition of Investigations

A total of nine female midshipmen were informed of the final disposition of the investigation, and four indicated their cases were not yet resolved due to an on-going investigation or legal proceedings. Table 206 reflects incident disposition information provided by respondents.

Table 206. Informed of the Final Disposition by Incident

	1 st Incident	2 nd Incident	3 rd Incident	4 th Incident
Yes	8	1	0	0
No, I was not informed	0	0	0	0
N/A – Offender was never identified	1	0	0	0
N/A – Not yet resolved (i.e. On-going investigation or legal proceedings)	3	1	0	0

Reasons for not reporting sexual assault

Recognizing individuals have many reasons for not reporting a sexual assault, we asked the respondents who experienced sexual assault behavior, to choose the reasons most important to them, when they decided not to report the matter to authorities. The choices USNA females picked most for not reporting sexual assault were: 39 indicated they handled it themselves; 38 were ashamed or embarrassed; and 36 indicated they thought they could deal with it themselves. Table 207 reflects the respondents' reasons, by incident, for not reporting sexual assaults to military or academy authorities. (Respondents were asked to check all that apply.)

Table 207. Reasons for Not Reporting by Incident

Reasons	1 st Incident	2 nd Incident	3 rd Incident	4 th Incident
Does not apply, I reported it	12	1	0	0
It was not serious enough to report	27	3	2	0
I handled it myself	37	0	2	0
I thought I would be labeled a trouble maker	16	0	0	0
I thought nothing would be done	7	0	0	0
Threatened with some form of retaliation	1	0	0	0
Not threatened with retaliation, but feared some form of retaliation	8	0	0	0
Feared ostracism, harassment, or ridicule by peers	26	3	0	0
Feared loss of friends	12	2	0	0
Feared I or others would be punished for infractions/violations (such as underage drinking)	15	1	0	0
Feared public disclosure of the assault	20	3	0	0
Feared my parents/family would find out	14	2	0	0
Pressured by someone in position of authority	1	0	0	0
Feared my boyfriend/girlfriend would find out	3	1	0	0
Shame/embarrassment	34	4	0	0
Feared other repercussions	7	1	0	0
Feared people would not believe me	18	3	0	0
Not aware of reporting procedures	3	2	1	0
I thought I could deal with it myself	29	5	1	1
Other (Please explain) ⁷¹	9	2	1	0

Satisfaction with Individuals/Agencies by Incident

Respondents were asked to report their level of satisfaction with the following individuals' or agencies' handling of the incident. Tables 208.a. through 208.d. reflect by incident, how satisfied respondents were.

⁷¹ Other responses include: "no one thought it was a big deal", "handled the situation at the lowest level", "just wanted the incident to "go away", "unaware that an incident off academy grounds was reportable" and "was too drunk to say no."

Table 208.a. Satisfaction With Individuals/Agencies Handling of Incident

1st Incident	Very Satisfied	Satisfied	Dis-satisfied	Very Dis-satisfied	N/A or I did not use Resource	Total
Investigative Agencies (OSI/CID/ NCIS)	2	6	2	3	62	75
Military lawyers handling your case	3	2	1	2	66	74
Victim Witness Assistance	1	2	0	0	71	74
SAVI Advocate/ Coordinator or Academy Response Team (ART) [N/A for West Point]	7	7	0	1	59	74
Academy Counseling or Development Center	4	6	2	0	63	75
Peer Resource (CASIE Rep/SAVI GUIDE)[N/A for West Point]	3	4	0	1	66	74
Chain of Command	3	5	5	2	59	74

Table 208.b. Satisfaction With Individuals/Agencies Handling of Incident

2nd Incident	Very Satisfied	Satisfied	Dis-satisfied	Very Dis-satisfied	N/A or I did not use Resource	Total
Investigative Agencies (OSI/CID/ NCIS)	0	0	0	0	11	11
Military lawyers handling your case	0	0	0	0	11	11
Victim Witness Assistance	0	0	0	0	10	10
SAVI Advocate/ Coordinator or Academy Response Team (ART) [N/A for West Point]	0	0	0	0	11	11
Academy Counseling or Development Center	0	0	0	1	10	11
Peer Resource (CASIE Rep/SAVI GUIDE)[N/A for West Point]	0	0	0	0	11	11
Chain of Command	0	0	0	1	10	11

Table 208.c. Satisfaction With Individuals/Agencies Handling of Incident

3rd Incident	Very Satisfied	Satisfied	Dis-satisfied	Very Dis-satisfied	N/A or I did not use Resource	Total
Investigative Agencies (OSI/CID/ NCIS)	0	0	0	0	3	3
Military lawyers handling your case	0	0	0	0	3	3
Victim Witness Assistance		0	0	0	3	3
SAVI Advocate/ Coordinator or Academy Response Team (ART) [N/A for West Point]	0	0	0	0	3	3
Academy Counseling or Development Center	0	0	0	0	3	3
Peer Resource (CASIE Rep/SAVI GUIDE)[N/A for West Point]	0	0	0	0	3	3
Chain of Command	0	0	0	0	3	3

Table 208.d. Satisfaction With Individuals/Agencies Handling of Incident

4th Incident	Very Satisfied	Satisfied	Dis-satisfied	Very Dis-satisfied	N/A or I did not use Resource	Total
Investigative Agencies (OSI/CID/ NCIS)	0	0	0	0	1	1
Military lawyers handling your case	0	0	0	0	1	1
Victim Witness Assistance	0	0	0	0	1	1
SAVI Advocate/ Coordinator or Academy Response Team (ART) [N/A for West Point]	0	0	0	0	1	1
Academy Counseling or Development Center	0	0	0	0	1	1
Peer Resource (CASIE Rep/SAVI GUIDE)[N/A for West Point]	0	0	0	0	1	1
Chain of Command	0	0	0	0	1	1

USNA female midshipmen made the following comments regarding individuals/agencies handling of the incident:

- Comment one:

“Chain of Command: The chain of command, both peer and officer were very very detached. On one every asked me how I was doing or demonstrated any type of concern. People went to the other extreme and pretended everything was normal with me. I had my company officer make some horrible suggestions . . . I really feel that my peer chain of command and my company officer did not take me seriously. My SEL was supportive at first, however, was very removed after the initial report. This was some one that I originally felt I could trust. I felt at a lost when I had no one professional that I had a developed relationship to turn to.”

- Comment two:

“The counseling center had to . . . to ensure my privacy and couldn’t tell me that the things I would say could not be read or used by those higher in my chain of command. Based on fear of punishment and other actions I did not continue talking to the counseling center I was not satisfied because of how many people doubted my story and how poorly i was treated throughout the entire process.”

- Comment three:

“The counseling center was not very helpful and my chain of command was ostracizing”

- Comment four:

“I reported it to my chain of command and they determined that all that needed to be done was counseling. I was extremely upset and was ok with this decision at the time because I didn’t want anyone to know. So, he was warned . . . There have been times since then that the offender has approached me and made me feel uncomfortable, but if I turn him now, my chain of command would get in trouble for sweeping it under the rug.”

- Comment five:

“The chain of command didn’t do enough to prevent the harassment that ensued following the report.”

D. General Comments

The most important concern for female midshipmen was perceived negative treatment received from male midshipmen. An overwhelming number of female midshipmen expressed that disrespect for female midshipmen was learned, bred, or commonplace at the Naval Academy. The female respondents said many of the male midshipmen treat them as an inferior, and harass and demean them on a daily basis. Several believe most male midshipmen don’t think women belong at the Naval Academy. Many felt treated sub-humanly by their male counterparts, and this was acceptable behavior at the academy. Their comments indicate they believe male midshipmen are taught this behavior at the academy by upperclassmen, and some staff as well. Female midshipmen disclosed that most of the females submit to the treatment, realizing there is nothing they

can do about it. They expressed extreme disappointment that this continues to remain unaddressed by the academy leadership. As a result, many have poor self-images and low self-esteem.

- Comment one:

“There is a significant problem at USNA concerning anti-women sentiments. Sexual Harassment has become a daily practice in which women are told to accept the cruel and unacceptable way that men treat them because they are ‘boys.’ Women are not regarded as equals in any sense of the word. Most female midshipmen feel isolated and alone. Men here develop a superior attitude and take pleasure in the daily harassment of females. I strongly believe that most of the men who come to USNA do not bring their ‘women-hating’ views with them. It is something that is bred and learned here on Academy grounds.”

- Comment two:

“The Naval Academy possesses an atmosphere that is predominantly physically safe for women. However, it is one of the most emotionally devastating places I can imagine. Most of the women came here expecting mental and physical challenges. We thought we’d have to put up with overdoses of testosterone. What we did not expect was to be looked down upon for being women- to be suddenly less than human in their eyes. I am yet to understand why this is so true. Before I came here, . . . told me that when I got here, I’d either be a bitch, slut, or a dyke. He told me to choose ahead of time. I really didn’t take him seriously until I got here... actually it took me about a year”

Female midshipmen are also very disturbed by male midshipmen’s frequent use of the derogatory term “WUBA” which reportedly stands for “Women with Unusually Big Asses” or “Women Used By All.” This term has been used to describe female midshipmen for many years at the academy, and female midshipmen believe it is so ingrained into academy culture, they will never be rid of it. They stated that officers at the academy even use the term. They also stated, the problem was exacerbated by their ill-fitting uniforms making them appear heavier than they are.

“. . . The fact that the word “WUBA” is a common noun that even females use with each other identifies the obvious, that there is something in the air that is not quite right.”

Several complaints indicated that civilian women are bussed in for formal dances. Comments indicate this is humiliating to female midshipmen, and it serves to further alienate them from the male midshipmen. One female commented:

“I will openly admit that I took part in sexual relations in the hall. Had I not been at the naval academy and I had been at another school where women were accepted socially, I would not have done such things. However, at the academy, I always feel like the only way anyone cares about me is if they are receiving sexual favors from me. The really sad part is that I realize that it is happening and that I am being used, but I continue to do it, because it is the only thing that makes me feel like anyone cares about me. I have a lot of friends at this school, but girls here are looked down upon so badly by the boys as far as social dating,

etc, that doing these acts gives me some small hope that someone might care for me in that way. . . “

Several female midshipmen cited adherence to the honor concept as a significant problem at the academy. They commented that many midshipmen do not follow the honor concept or academy rules and regulations; fellow midshipmen fail to hold each other accountable for their actions; and standards at the academy are too lax, and cheating is a big problem. One female midshipman commented:

“I believe that there is a big problem here at the Naval Academy of not holding each other accountable; be it for uniform standards, following regulations, honor, and/or conduct. I have seen first-hand how people refuse to hold someone accountable on these levels either because they think it’s not important, or that person will change, or they’re too afraid to take any action because that would mean being involved in the sometimes drawn-out process of resolution. I sincerely wish that we all could be more responsible for holding ourselves, and those around us, accountable for the guidelines what we have chosen to adhere to.”

Female midshipmen said there is inequality between genders. There are several female midshipmen who believe women are over represented in leadership positions (“striper positions”) at the academy. There is a rumor that the administration has a quota system for ensuring female midshipmen are assigned to a certain number of top leadership positions. Male midshipmen are punished more often, and more harshly than female midshipmen. There is a disparity between the way genders are punished. Female midshipmen offered the opinion that the administration is reluctant to punish females because of what outsiders will think, if they find out. Female midshipmen want equality and fairness in these areas, as well as how they are treated in general. One midshipman stated:

“The women at the Naval Academy are not openly accepted by the male Midshipmen. On an individual and one on one basis, women are treated fairly by their male counterparts but in group environments women’s names are bashed and thrown around...I think that the reason why behavior like this is tolerated and continues is because upperclass male midshipmen encourage this behavior...It seems that most males do not enter the academy with these behaviors and instead develop them here as a midshipmen.”

Females at the academy do not report sexual harassment and assault, because they live and deal with it daily; it almost becomes normal. Additionally, they fear being ostracized and abandoned by their peers, both male and female. Female midshipmen indicated they would not report a sexual incident to their chain of command. The immediate lack of privacy in the current system, coupled with the caliber of the midshipman they would report the incident to, inhibits reporting. Additionally, several female midshipmen complained of harassment in the form of lewd comments, and inappropriate looks by cleaning staff, janitorial workers, and gate guards.

It was disclosed that false accusation evolve from consensual sex when alcohol is involved. As a result, females make false allegations of sexual assault to preclude disciplinary actions for other infractions. This behavior results in the perception that the victim is often untruthful.

Female midshipmen also made comments about homosexual activity/problems, and felt the Naval Academy has no mechanism to deal with the issue. There were several complaints about an incident involving two female midshipmen who were filmed kissing in uniform at a downtown bar, and were not appropriately punished. If it were two guys, they would have been immediately disenrolled.

There were several comments about “Joke Friday.” Female midshipmen stated that plebes are required to tell a joke at their squad tables on Fridays. Traditionally, jokes are expected to be offensive and plebes are pressured into telling dirty or sexist jokes. Several females are offended by these jokes, but powerless to do anything about it, because they are outnumbered, and is considered part of the academy’s tradition. Respondents commented:

- Comment one:

“I strongly feel that male midshipmen are taught that it’s ok to make rude or gross remarks to the female mids because if a female says anything, she is a bitch and possibly a liar out to get them, and if she doesn’t, then she must not mind”

- Comment two:

“. . . Joke Friday use to be a common occurrence. Traditionally, jokes were rather offensive. I remember feeling pressured to tell dirty jokes as a plebe. I stopped after the first semester because I was lucky enough to have a peer in my squad on his own will who was able to tell clean jokes despite the pressure. Now, . . . I have experienced EXTREME dislike from . . . who think that they should be allowed to encourage plebes to tell dirty jokes at “their squad table.” I will not allow dirty jokes while I sit at the table. This has taken a lot of personal will and strength. I think it is silly that something as small as not telling dirty jokes has been turned into such a large deal. . .”

- Comment three:

“Male midshipmen at USNA feel an underlying separation from women, whether they realize it or not. The jokes told at lunch only receive a good laugh from upperclass if they are sexually or racially demeaning. These jokes only encourage the poor atmosphere between men and women at USNA. It becomes so commonplace that the women get used to it and might not even realize the poor climate after a while

Many female midshipmen have negative comments regarding surveys and briefings. The most common complaints are that they take too many sexual harassment/assault surveys and they get too many sexual harassment/assault briefings. Female respondents were bitter that 100% of the female respondents took this survey, while only a sample of male respondents took it. Some thought we needed to conduct the survey at the preparatory school because many of the sexual harassment and sexual assault problems started there. Female midshipmen felt briefings and training on sexual problems and situations were directed at the females, not the males, and training on sexual problems and situations was not for all midshipmen.

VIII. USNA Male Survey Results

This section details the responses of USNA male midshipmen concerning values, academy climate, and personal experiences. We included certain written comments that we believe are noteworthy to illustrate the respondent's feelings and beliefs concerning the survey topics. The information provided reflects the responses of 1,046 survey respondents.

A. Values

Navy core values are: "Honor, Courage, and Commitment."

We asked the survey participants to select from a list of 18 values,⁷² the 3 values most important to their professional life at their academy. Although we asked for the top 3 in order of importance, when we analyzed the data we believed it would be more meaningful to express the results in terms of the top 3 values based on the frequency selected. Respondents selected honor, integrity and commitment more than any of the other values as the three values most important to them. Table 209 reflects the breakdown by class year of values in order of frequency selected.

Table 209. Frequency of Values by Class Year

Class Year	1st Most Selected Value	2nd Most Selected Value	3rd Most Selected Value
2007	Honor 168	Integrity 95	Commitment 87
2006	Honor 148	Integrity 96	Commitment 74
2005	Honor 128	Integrity 94	Commitment 77
2004	Honor 119	Integrity 99	Commitment 82

These figures were computed by adding the frequency respondents selected each value, while they ranked the values in order of importance to them. So in essence this represents the total number of times a value was selected by respondents while they ranked them in order of importance as first, second, and third most important to them.

We also asked the participants, based on their experience, to indicate their level of agreement with various statements regarding the honor code, academy rules and regulations, honesty, moral standards, exemplary conduct and leadership standards, and ethical/spiritual/religious beliefs. Table 210 reflects the percentages of USNA male midshipmen responses

⁷² The values included: Accountability, Achievement, Ambition, Courage, Commitment, Effectiveness, Efficiency, Excellence, Friendship, Honor, Integrity, Loyalty to Country, Money, Power, Respect, Selfless Service, Spiritual Faith, and Tolerance.

Table 210. USNA Male Responses to Values Statements

	Agree Strongly Agree	Disagree Strongly Disagree
Midshipmen at my academy adhere to the honor code/concept, even if they know they won't get caught violating it	70.7%	20.9%
Midshipmen adhere to significant academy rules and regulations, even if they know they won't get caught violating them	52.0%	36.9%
Midshipmen hold other midshipmen accountable to the honor code/concept	62.0%	20.7%
Honesty in all things is expected and reinforced at my academy.	84.5%	7.4%
I am morally obligated to abide by the oath I took to support and defend the Constitution of the United States, regardless of the consequences to me	96.4%	1.1%
I have felt pressure from others at my academy to compromise moral standards because of loyalty to friends/peers	38.9%	49.6%
I have felt pressure from others at my academy to compromise moral standards in order to meet academic or training objectives	24.6%	66.3%
Circumstances determine whether it is right or wrong for a midshipman to compromise his or her moral standards	24.9%	57.7%
I am committed to living by moral standards that exceed those of society at large	91.4%	3.0%
As a midshipman, it is important for me to meet the same exemplary conduct and leadership standards required of a commissioned officer	90.1%	4.6%
My commitment to living by exemplary conduct and leadership standards has been reinforced by attending the academy	79.3%	11.3%
I believe commitment to some form of ethical/spiritual/religious beliefs is important to an officer's character	79.3%	10.9%
I am strongly committed to some form of ethical/spiritual/religious beliefs about what is right and wrong	86.5%	7.0%
My experiences at the academy have enhanced my commitment to ethical/spiritual/religious beliefs	56.5%	22.1%

Adherence to the Honor Code/Concept

Table 211 reflects a breakdown by respondents' class year of graduation, and illustrates the **statistical projection** of those who strongly agree/agree that midshipmen adhere to the honor code/concept, even if they know they won't get caught violating them.

Table 211. USNA Males - Adhere to Honor Code/Concept

Class Year	Total Midshipmen by Class Year	Survey Sample by Class Year	Statistical Projection of Total Cadets that Strongly Agree/Agree
2004	853	256	653
2005	857	259	662
2006	925	265	600
2007	969	266	627

USNA male respondents made the following comments germane to the honor code/concept:

- **Comment one:**

“Plebes here don’t follow any of the rules. My whole class disgusts me with their lack of integrity.”

- **Comment two:**

“I believe that despite the high standards that are meant to be upheld at the Academy, many midshipmen do not have a well balanced idea of what is right and wrong nor the proper motivation for doing that which is right. I believe that most midshipmen only do what is right when it pleases them or when they have little fear of being caught.

- **Comment three:**

“I believe that in all aspects of academy life, the intense competition encountered everyday begins to have an affect on many things, including leadership ability, honor, and character development. In many situations, while a certain action may be considered against the honor concept, a cadet or midshipman might feel pressured to perform at a higher level, and so compromise their integrity. Also, a cadet or midshipman’s performance is measured in comparison with his or her classmates, creating an incentive to “beat the competition,” or merely improve in respect to class rank, instead of attempting to develop absolutely.”

- **Comment four:**

“I have noticed a sentiment among midshipmen where loyalty to each other or, quite simply, general apathy, have caused mids not to report violations of the Honor Concept. Many think it is acceptable to cheat on what they see as small assignments such as homework. However, while this may be the case regarding “smaller” assignments, I do not think that it is so for more formal exams, projects, etc.” “Essentially, it is my opinion that many in the Brigade feel as though it is acceptable to violate the Honor Concept if doing so would not incur major infractions. This is unacceptable.”

- Comment five:

“The Naval Academy creates a climate in which most midshipmen will adhere to the Honor Concept/Conduct system hold violators responsible for major infractions (violations of the honor concept, sexual assault). When faced with enforcing lesser infractions, peer loyalty rules.”

- Comment six:

“Honor and conduct issues seem to becoming more widespread. The big rules are not being broken, however, there is an increase in the number of regulations midshipman see as “stupid” rules. Additionally, less and less people are actually willing to hold others accountable for their actions. Furthermore, even if one were to confront a peer or subordinate, they are typically ridiculed for their actions. The popular term for a person who talks to another person about upholding regulations is “Joe.” The term is derogatory. When I came to the Academy I did not expect there would be so much “looking the other way.” Especially, after hearing stories from alumni about how mids were consummately punished for even the smallest rule breaking.”

We asked USNA male respondents to indicate their level of agreement with the statement, “[M]idshipmen adhere to significant academy rules and regulations, even if they know they won’t get caught violating them.” Overall, 52 percent of male respondents strongly agreed, or agreed with the statement. Table 212 reflects a break down by respondent’s year of graduation, and illustrates the **statistical projection** of USNA male midshipmen who strongly agree/agree that midshipmen adhere to significant academy rules/regulations, even if they know they won’t get caught violating them.

Table 212. USNA Males - Adhere to Significant Academy Rules/Regulations

Class Year	Total Midshipmen by Class Year	Survey Sample by Class Year	Statistical Projection of Total Cadets that Strongly Agree/Agree
2004	853	256	417
2005	857	259	486
2006	925	265	426
2007	969	266	546

Maintaining Good Order and Discipline

We asked midshipmen about the extent of their agreement or disagreement with how various behaviors, including honor code violations, gender favoritism, fraternization, dating, consensual sex, alcohol use, illegal drug use, and pornography disrupts good order and discipline at their respective Academy. Overall, 86.9 percent of USNA male respondents agreed “violating the honor code/concept” disrupts good order and discipline. More than 90 percent of USNA male respondents agreed “favoritism based on gender” disrupts good order and discipline. Table 213 reflects the male midshipmen’s results.

Table 213. Adverse Affects on Good Order and Discipline

	Agree/ Strongly Agree	Disagree/ Strongly Disagree
Violating the honor code/concept	86.9%	7.3%
Not reporting honor code/concept violations	62.9%	20.1%
Favoritism based on gender	91.2%	4.7%
Engaging in prohibited relationships/fraternization	68.9%	17.7%
Midshipmen dating each other at the same academy	24.9%	60.7%
Consensual sex between midshipmen ON academy grounds	61.5%	26.1%
Consensual sex between midshipmen OFF academy grounds	21.8%	66.6%
Excessive use of alcohol/drunkenness	68.3%	19.4%
Illegal drug use, or the abuse of prescription drugs	91.7%	3.8%
Viewing pornography or other sexually graphic content (images or movies)	23.2%	58.0%

Consensual Sex

As indicated in Table 213, overall, 61.5 percent of USNA male respondents strongly agreed or agreed that consensual sex between midshipmen, on academy grounds is disruptive to good order and discipline, while only 21.8 percent indicated the same opinion about consensual sex between midshipmen off the installation. Tables 214 and 215 reflect a break down by class, and by **projected number** of respondents who strongly agree or agree that consensual sex between midshipmen, both on or off academy grounds disrupts good order and discipline.

Table 214. Consensual Sex Between Midshipmen ON Academy Grounds Disrupts Good Order and Discipline

Class Year	Total Midshipmen by Class Year	Survey Sample by Class Year	Statistical Projection of Total Cadets that Strongly Agree/Agree
2004	853	256	530
2005	857	259	516
2006	925	265	576
2007	969	266	594

Table 215. Consensual Sex Between Midshipmen OFF Academy Grounds Disrupts Good Order and Discipline

Class Year	Total Midshipmen by Class Year	Survey Sample by Class Year	Statistical Projection of Total Cadets that Strongly Agree/Agree
2004	853	256	197
2005	857	259	195
2006	925	265	209
2007	969	266	182

USNA male respondents made the following written comments regarding consensual sex between midshipmen:

- Comment one:

“Sex in the hall is a problem, as I have walked into rooms a couple times and have seen people in sexual positions.”
- Comment two:

“If there is sexual activity in the hall, it is consensual. It is almost impossible for it not to be considering the close proximity of the rooms and someone almost constantly being in your room.”
- Comment three:

“Midshipman dating is a serious problem because it inherently leads to sexual misconduct in Bancroft Hall, which I personally know happens quite frequently. This is a major breakdown of good order and discipline as a direct result of the Academy’s failure to limit midshipmen from dating. Another serious issue is the fact that midshipmen of different ranks are allowed to date which obviously causes more significant problems. Midshipman should not date each other period.”

B. Academy Climate

Gender Preferential Treatment

About 33 percent of USNA males agreed men and women are treated fairly overall. Table 216 reflects the USNA male responses.

Table 216. USNA Male Gender Preferential Treatment Results

	Agree Strongly Agree	Disagree Strongly Disagree
Men receive more favorable treatment OVERALL	10.2%	77.3%
Women receive more favorable treatment OVERALL	61.4%	28.1%
Men and women are treated fairly OVERALL	32.7%	51.0%

Table 217 reflects a breakdown by year of graduation, and illustrates the **statistical projection** of USNA male respondents’ answers indicating strong agreement or agreement that men are treated more favorably, women are treated more favorably, or men and women are treated favorably overall.

**Table 217. USNA Male Gender Preferential Treatment Results
by Class Year**

			Statistical Projection of Total Midshipmen that Strongly Agree/Agree		
Class Year	Total Midshipmen by Class Year	Survey Sample by Class Year	Men Favored	Women Favored	Both Treated Fairly
2004	853	256	43	593	267
2005	857	259	60	602	215
2006	925	265	91	562	339
2007	969	266	182	441	364

USNA male respondents made the following written comments regarding gender preferential treatment:

- **Comment one:**

“We are a uniformed service where men and women are treated fairly ha...women make up 58% of Midn leaders, man have civilian dress codes forcing them to wear collars, WHY DONT THE WOMEN, Men have to shave every day. . . MALES ARE HELD TO HAIR STANDARS be it dying, length, sideburns, why aren't the female standards enforced.... Women were introduced to the brigade and that is a great thing, but don't allow the standards to fall because they are here. PLEASE DO SOMETHING ABOUT THIS. I and MANY MALES feel the same.... ENFORCE FEMALE STANDARDS”.....

- **Comment two:**

“I do see a problem with order and discipline based on gender favor at the Academy. Just look at the percentage of women at the Academy, and then look at the percentage of midshipmen leadership positions that are given to women. It is very disproportionate and shows a bias and favor towards women.”

- **Comment three:**

“There is also favoritism towards women at the naval academy. Women are getting praised for work they never do. The only thing women have done for the naval academy is bringing it down in every category. Women consistently get better performance grades when they do not deserve them. When they commit crimes, they are either ignored or slapped on the wrist. The best solution for this is to remove women from the academies and military.”

- **Comment four:**

“The Academy is biased AGAINST MALES, and favors females every single time they can, especially when a situation arises where a female is head to head with a male.”

- Comment five:

“Although creating an environment of equality amongst the men and women at my academy helps reduce prejudice, some men cannot tolerate a female leader. Rude comments and gestures are frequently made behind the backs of female peers. Occasionally, the remarks or gestures are made out of anger or some other incident, but the tolerance for mistakes among the female midshipmen is much less than the males. A female committing the same mistake as a male generally receives harsher criticism for her mistake.”

Separation of Genders in Bancroft Hall

USNA males, when asked whether they agreed or disagreed that Bancroft Hall areas should be physically separated (i.e., different floors or buildings) by gender, the majority (76.9 percent) indicated midshipman barracks should not be physically separated. USNA male midshipmen made the following comments:

- Comment one:

“The reason I think that the Hall could be segregated by gender is that we try to emulate the fleet. In the fleet, Officer country is segregated by gender as room allows. I understand the problems we would have trying to implement this condition here, but it’s worth considering. If you can’t keep the male and female mids apart, separate the living spaces.”

- Comment two:

“Separating out females is not the answer. That will set up two totally different academies for the sexes. With all of the special treatment that is a concern now. If we go to separate living quarters then we have to go too segregated planes, ships, barracks, and subs in the fleet.”

Understanding of Sexual Harassment, Assault and Related Services

We asked USNA male midshipmen if they understood aspects of sexual harassment and sexual assault, to include avoiding risky situations, how to report and obtain care, counseling, legal services, and the responsibilities of law enforcement, and the chain of command handling sexual assaults. Almost every USNA male midshipman understood the difference between sexual harassment and sexual assault, and how to avoid situations that increase the risk of sexual assault. Table 218 reflects the understanding USNA males have concerning sexual harassment, assault, and related services.

Table 218. USNA Male Responses to Understanding of Sexual Harassment, Assault, and Related Services

	Yes	No
The difference between sexual harassment and sexual assault	96.2%	0.5%
How to avoid situations that might increase the risk of sexual assault	97.6%	0.8%
How to report sexual assaults	90.2%	4.0%
How to obtain medical care following a sexual assault	82.6%	8.6%
How to obtain counseling following a sexual assault	88.3%	6.0%
The services that your Academy's legal office can provide to a victim in response to sexual assault	64.5%	19.5%
General responsibilities of law enforcement and criminal investigative agencies in response to sexual assaults	69.7%	15.9%
The role of the chain of command in handling sexual assaults	63.8%	19.6%
Where to go if I need additional information on the areas above.	87.1%	5.9%

Effectiveness of Academy Non-Senior Leaders

We asked USNA male midshipmen a series of questions regarding midshipman leaders and Company Officers at their academy, and indicate the extent these leaders exhibited various leadership behaviors. Table 219 reflects USNA male responses.

Table 219. USNA Male Responses Regarding the Effectiveness of Midshipman/Commissioned Officer Non-Senior Leaders

		Very Large Large	Moderate Small	Not at all
Demonstrate good examples of sound moral character	Midshipmen Leaders	52.9%	43.7%	1.7%
	Co Officers	70.2%	26.5%	1.3%
Hold others accountable for their conduct	Midshipmen Leaders	52.9%	44.5%	1.1%
	Co Officers	84.4%	13.4%	0.6%
Promote and safeguard the welfare of subordinates	Midshipmen Leaders	56.8%	38.0%	3.2%
	Co Officers	69.1%	26.7%	2.4%
Create a climate in which sexual HARASSMENT is not tolerated	Midshipmen Leaders	61.5%	31.6%	2.3%
	Co Officers	79.1%	14.1%	1.1%
Create a climate in which midshipmen are encouraged to report sexual HARASSMENT	Midshipmen Leaders	52.3%	36.6%	3.5%
	Co Officers	73.2%	18.0%	1.3%
Create a climate in which sexual ASSAULT is not tolerated	Midshipmen Leaders	78.3%	15.6%	1.0%
	Co Officers	82.6%	10.4%	0.8%
Create a climate in which midshipmen are encouraged to report a sexual ASSAULT	Midshipmen Leaders	66.6%	22.2%	2.6%
	Co Officers	75.7%	14.2%	1.0%
Ensure those who have reported sexual HARASSMENT/ASSAULT are treated with dignity and respect	Midshipmen Leaders	48.5%	23.8%	3.1%
	Co Officers	65.3%	11.7%	1.0%
Provide an appropriate level of privacy to those who have experienced sexual ASSAULT	Midshipmen Leaders	47.0%	20.2%	2.8%
	Co Officers	61.0%	11.8%	0.8%
Provide adequate information to midshipmen about policies, procedures, and consequences of sexual ASSAULT	Co Officers	64.3%	23.7%	1.6%

Effectiveness of Senior Leaders and Faculty

We asked USNA male midshipmen a series of similar questions about academy senior leaders (Superintendent, Commandant of Midshipmen, Vice Commandant, and Dean of Faculty), and the academy faculty. Table 220 reflects USNA male responses.

**Table 220. USNA Male Responses Regarding the Effect of
Academy Senior Leaders and Faculty**

		Very Large Large	Moderate Small	Not at all
Demonstrate good examples of sound moral character	Senior Leadership	95.3%	2.9%	0.1%
	Academy Faculty	69.3%	24.1%	0.6%
Hold midshipmen accountable for their conduct	Senior Leadership	95.8%	2.5%	0.1%
	Academy Faculty	64.9%	28.6%	1.2%
Promote and safeguard the welfare of subordinates	Senior Leadership	91.6%	5.7%	0.3%
	Academy Faculty	55.8%	31.6%	1.9%
Treat subordinate midshipmen fairly regardless of gender	Senior Leadership	70.6%	20.0%	4.1%
	Academy Faculty	62.0%	31.0%	1.8%
Create a climate in which sexual HARASSMENT is not tolerated	Senior Leadership	91.4%	4.9%	0.2%
	Academy Faculty	62.8%	16.1%	1.4%
Create a climate in which sexual ASSAULT is not tolerated	Senior Leadership	93.2%	3.3%	0.1%
	Academy Faculty	65.4%	13.0%	1.6%

Sexual Harassment Tolerance

Tables 221 and 222 illustrate the percentages of USNA male respondents who answered that to a very large or large extent, academy leaders, including midshipmen, Company Officers, senior leaders, and faculty, create a climate where “sexual harassment is not tolerated.” Table 221 reflects USNA male respondents who answered “yes” to question 19 (victim of sexual assault).

**Table 221. Extent That Sexual Harassment is Not
Tolerated (Victim of Sexual Assault)**

	Very Large/ Large
Midshipman Leadership	30.7%
Co Officers	69.2%
Senior Leadership	84.6%
Faculty	38.4%

Table 222 reflects USNA male respondents who answered “no” to question 19 (non-victim of sexual assault).

Table 222. Extent That Sexual Harassment is Not Tolerated (Non-Victim of Sexual Assault)

	Very Large/ Large Extent
Midshipman Leadership	62.2%
Co Officers	79.4%
Senior Leadership	91.6%
Faculty	63.6%

USNA male respondents made the following written comments regarding the academy leadership’s tolerance of sexual harassment:

- Comment one:

“The atmosphere at the academy concerning sexual harassment and assault is a very good one.... With respect to the officer leadership, no sexually explicit comments are tolerated.”
- Comment two:

“Facility makes itself known that sexual harassment or assault will not be tolerated and are known for quick prosecution of midshipmen who are guilty”
- Comment three:

“The Naval Academy’s leadership, midshipmen, SEL, and officers, do everything to an excessive degree to ensure awareness of what is sexual harassment and what is not tolerated. Most importantly they teach us the morals that an officer should have to make a conscious decision about right and wrong, and to clearly know the difference.”

Sexual Assault Tolerance

Tables 223 and 224 illustrate the percentage of USNA male respondents who answered either very large or large extent that academy leaders, including midshipmen, Company Officers, senior leaders, and faculty create a climate where “sexual assault is not tolerated.” Table 223 reflects response levels of respondents who answered “yes” to question 19 (victim of sexual assault).

Table 223. Extent That Sexual Assault is Not Tolerated (Victim of Sexual Assault)

	Very Large/ Large
Midshipman Leadership	53.8%
Co Officers	65.3%
Senior Leadership	84.6%
Faculty	46.1%

Table 224 reflects USNA male respondents who answered “no” to question 19 (non-victim of sexual assault).

Table 224. Extent that Sexual assault is not tolerated (non-victim of sexual assault)

	Very Large/ Large
Midshipman Leadership	79.0%
Co Officers	83.0%
Senior Leadership	93.6%
Faculty	66.0%

USNA male respondents made the following written comments regarding the extent that Sexual assault is not tolerated:

- Comment one:

“Sexual assault is definitely something that should not be tolerated, but sexual harassment seems to have such loose terms and is interpreted in so many ways by different people, that it has only become a weapon of choice.”

- Comment two:

“The Officers and the SEL at the Naval Academy take sexual assault very seriously and the current SAVI program is effective.”

Willingness to Confront and Report Offenders

We asked midshipmen, based upon the behavior observed, to what extent other midshipmen at their academy would be willing to CONFRONT other midshipmen who engage in sexual HARASSMENT, including inappropriate comments and actions; REPORT other midshipmen who continue to engage in sexual HARASSMENT after having been previously confronted; and, to REPORT other midshipmen who commit sexual ASSAULT. Table 225 reflects USNA male midshipmen responses.

Table 225. USNA Male Responses Regarding Midshipman Willingness to Confront and Report Offenders

	Very Large/ Large	Moderate/ Small	Not at all
CONFRONT other midshipmen who engage in sexual HARASSMENT, including inappropriate comments and actions	34.5%	49.9%	3.5%
REPORT other midshipmen who continue to engage in sexual HARASSMENT after having been previously confronted	37.8%	43.1%	2.6%
REPORT other midshipmen who commit sexual ASSAULT	58.0%	21.4%	1.1%

Personal Loyalties, Barriers to Reporting, and Fraudulent Reporting

We asked midshipmen the extent they think midshipmen at their academy: (1) Allow personal loyalties to affect reporting of sexual assault, (2) Do not report sexual assault out of concern they or others will be punished for infractions, such as fraternization or underage drinking, and (3) Consider fraudulent reporting of sexual assault incidents to be a problem at the academy. Table 226 reflects USNA male results.

Table 226. USNA Male Responses Regarding Personal Loyalties, Barriers to Reporting, and Fraudulent Reporting

	Very Large Large	Moderate Small	Not at all
Allow personal loyalties to affect reporting of sexual ASSAULT	22.3%	48.7%	9.2%
Do NOT report sexual ASSAULT out of concern they or others will be punished for infractions, such as fraternization or underage drinking	28.6%	41.9%	11.2%
Consider fraudulent reporting of sexual ASSAULT incidents to be a problem at the academy	43.2%	32.9%	10.0%

We compared the USNA male respondents who answered “yes” and “no” to question 19, “Do NOT report sexual ASSAULT out of concern they or others will be punished for infractions, such as fraternization or underage drinking.” Respondents were asked to select “very large extent, large extent, moderate extent, small extent, not at all or no basis to judge.” For our study, we grouped very large and large extent together, moderate and small extent together and “other responses” include “not at all,” and “no basis to judge.” Table 227 compares USNA male midshipmen who answered “yes” and “no” to question 19.

Table 227. Extent That Victims and Non-Victims of Sexual Assault Do NOT Report Sexual Assault - Possible Punishment for Other Infractions

	Very Large/ Large	Moderate/ Small	Other
Victim	42.3%	42.3%	15.3%
Non-Victim	28.3%	41.9%	29.7%

USNA male respondents were asked if they “[C]onsider fraudulent reporting of sexual ASSAULT incidents to be a problem at the academy.” We compared the responses of midshipmen who were a victim of sexual assault with those who were not. Table 228 compares victim and non-victim responses.

Table 228. Extent That Victims and Non-Victims of Sexual Assault Consider Fraudulent Reporting to be a Problem

	Very Large/ Large	Moderate/ Small	Other
Victim	53.8%	30.7%	15.3%
Non-Victim	43.0%	32.9%	23.9%

USNA male midshipmen made the following written comments regarding “Personal Loyalties, Barriers to Reporting and Fraudulent Reporting”

- Comment one:

“In my experience, the perception of fraudulent reports or exaggeration of sexual assault and misconduct has greatly increased the skepticism exhibited within my unit towards further reporting of sexual assault and sexual misconduct.”

- Comment two:

“From what I have seen, fraudulent reporting of sexual assault/harassment is just as common as the offenses themselves. There deftly seems to be a double standard that genders are held to, although not every case benefits one gender specifically.”

- Comment three:

“The environment is such that people are so afraid of being reported for fraudulent sexual harassment, that it has become a matter that is disruptive to good order and discipline.”

- Comment four:

“Most male midshipmen including myself believe that women cause most of the sexual assault problems. There is a strong belief that most of the accusations are fraudulent, but the administration feels that they must take the woman’s side. These fraudulent accusations result from women putting themselves into bad situations then regretting the decisions they made the next morning.”

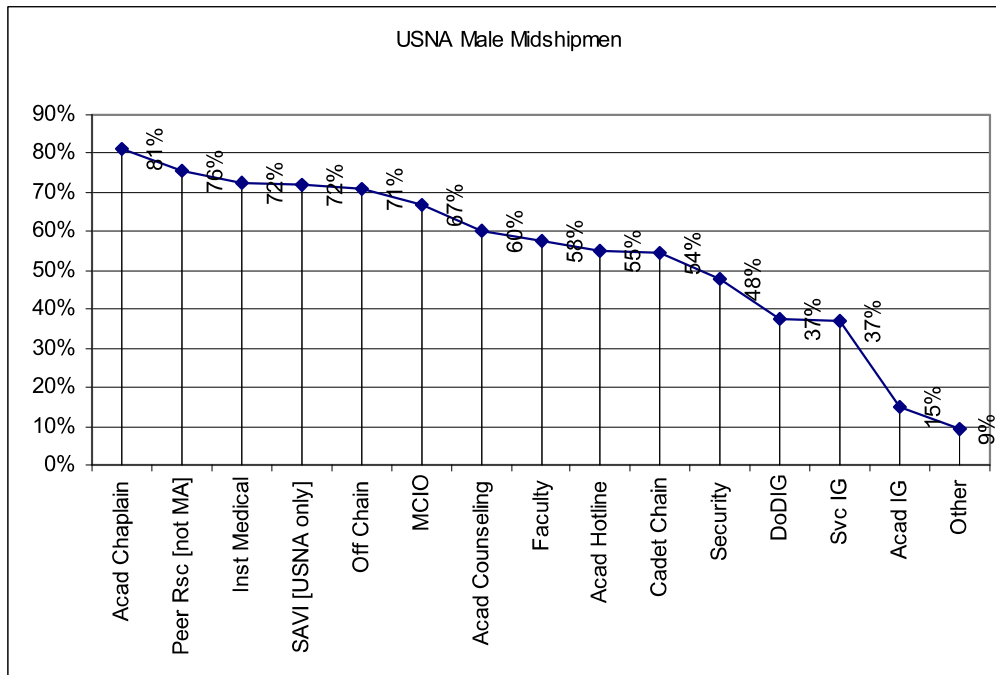
- Comment five:

“There are too many instances where women make fraudulent claims in order to cover themselves from getting in conduct trouble or to make they look like the victim where in reality they were as much at fault as anyone associated with it.”

Willingness to Report to Various Agencies

We asked midshipmen about their willingness to report a personal experience of sexual assault to a variety of individuals/agencies. They were asked to select either “yes,” “no,” “uncertain,” or “service not available.” Although respondents were only asked about their willingness to report to various agencies, their responses allowed us to rank order them in terms of the number of “yes” responses. USNA male respondents were most willing to report to Academy Chaplain/Clergy. Second highest for USNA males was a peer resource. Figure 6 depicts individual/agency ranking among USNA male midshipmen.

Figure 6. Individual/Agency Ranking Among USNA Male Midshipmen



Sexual Harassment

We asked midshipmen about sexual talk and/or behaviors that were uninvited and unwanted, and in which they did not willingly participate. They were asked “SINCE JUNE OF 2003, how frequently have you been in situations where persons assigned to your academy (i.e., midshipmen and/or other military or civilian personnel working at your academy),” (emphasis in original) experienced the series of behaviors listed in Table 228. Respondents indicated the frequency they experienced those behaviors, ranging from never, once or twice, several times, often and very often. The behavior most frequently experienced often or very often by male USNA midshipmen is “Repeatedly told stories or jokes of a sexual nature that were offensive to you,” at five percent. Around three percent of USNA male respondents indicated “unwelcome attempts were made to draw them into a discussion of sexual matters,” often or very often. Table 229 reflects the responses of USNA males indicating the percentages of respondents that experienced the listed behaviors often or very often.

Table 229. Percentage of Male Midshipmen Indicating Occurrence of Listed Behaviors Often or Very Often.

Uninvited Unwanted Behavior	Often/Very Often
Repeatedly told stories or jokes of a sexual nature that were offensive to you	5.1%
Made unwelcome attempts to draw you into a discussion of sexual matters (for example, attempted to discuss or comment on your sex life)	3.2%
Made offensive remarks about your appearance, body, or sexual activities	2.9%
Made gestures or used body language of a sexual nature that embarrassed or offended you	1.1%
Made unwanted attempts to establish a romantic sexual relationship with you despite your efforts to discourage it	0.2%
Continued to ask you for dates, drinks, dinner, etc, even though you said “No”	0.2%
Made you feel like you were being bribed with some sort of reward or special treatment to engage in sexual behavior	0.1%
Made you feel threatened with some sort of retaliation for not being sexually cooperative (for example, by mentioning an upcoming review or evaluation)	0.0%
Touched you in a way that made you feel uncomfortable	0.2%
Treated you badly for refusing to have sex	0.2%
Implied better assignments or better treatment if you were sexually cooperative	0.2%

The behavior that most male midshipmen experience is “Touched you in a way that made you feel uncomfortable.” Only 4.3 percent of USNA males indicated they never experienced this behavior. Table 230 reflects the percentages of USNA male respondents that never experienced the listed behaviors.

Table 230. Percentage of USNA Male Midshipmen That Never Experienced Listed Behaviors

Uninvited Unwanted Behavior	Never Experienced
Repeatedly told stories or jokes of a sexual nature that were offensive to you	67.3%
Made unwelcome attempts to draw you into a discussion of sexual matters (for example, attempted to discuss or comment on your sex life)	68.4%
Made offensive remarks about your appearance, body, or sexual activities	77.8%
Made gestures or used body language of a sexual nature that embarrassed or offended you	84.4%
Made unwanted attempts to establish a romantic sexual relationship with you despite your efforts to discourage it	92.5%
Continued to ask you for dates, drinks, dinner, etc, even though you said “No”	96.4%
Made you feel like you were being bribed with some sort of reward or special treatment to engage in sexual behavior	98.1%
Made you feel threatened with some sort of retaliation for not being sexually cooperative (for example, by mentioning an upcoming review or evaluation)	97.9%
Touched you in a way that made you feel uncomfortable	4.3%
Treated you badly for refusing to have sex	98.2%
Implied better assignments or better treatment if you were sexually cooperative	98.6%

Table 231 reflects responses of USNA male midshipmen that answered “yes” to question 19 regarding the frequency they experienced unwanted/uninvited sexual talk or behavior. Table 232 reflects the responses of USNA male midshipmen that answered “no” to question 19.

Table 231. Frequency of Unwanted/Uninvited Sexual Talk or Behavior (Victim of Sexual Assault)

	Never	Once or Twice	Several Times	Often	Very Often
Repeatedly told stories or jokes of a sexual nature that were offensive to you	26.9%	30.7%	7.6%	19.2%	15.3%
Made unwelcome attempts to draw you into a discussion of sexual matter	42.3%	19.2%	15.3%	19.2%	3.8%
Made offensive remarks about your appearance, body, or sexual activities	50.0%	11.5%	19.2%	15.3%	3.8%
Made gestures or used body language of a sexual nature that embarrassed or offended you	61.5%	19.2%	7.6%	7.6%	3.8%
Made unwanted attempts to establish a romantic sexual relationship with you despite your efforts to discourage it	57.6%	26.9%	11.5%	0.0%	3.8%
Continued to ask you for dates, drinks, dinner, etc, even though you said "No"	73.0%	19.2%	3.8%	3.8%	0.0%
Made you feel like you were being bribed with some sort of reward or special treatment to engage in sexual behavior	88.4%	7.6%	0.0%	3.8%	0.0%
Made you feel threatened with some sort of retaliation for not being sexually cooperative	92.0%	8.0%	0.0%	0.0%	0.0%
Touched you in a way that made you feel uncomfortable	11.5%	76.9%	11.5%	0.0%	0.0%
Treated you badly for refusing to have sex	96.1%	3.8%	0.0%	0.0%	0.0%
Implied better assignments or better treatment if you were sexually cooperative	100%	0.0%	0.0%	0.0%	0.0%

Table 232. Frequency of Unwanted/Uninvited Sexual Talk or Behavior (Non-Victim of Sexual Assault)

	Never	Once or Twice	Several Times	Often	Very Often
Repeatedly told stories or jokes of a sexual nature that were offensive to you	68.5%	20.0%	7.0%	3.1%	1.1%
Made unwelcome attempts to draw you into a discussion of sexual matter	69.4%	21.2%	6.6%	1.9%	0.6%
Made offensive remarks about your appearance, body, or sexual activities	79.9%	13.8%	4.6%	1.7%	0.6%
Made gestures or used body language of a sexual nature that embarrassed or offended you	85.5%	11.0%	2.4%	0.6%	0.2%
Made unwanted attempts to establish a romantic sexual relationship with you despite your efforts to discourage it	94.0%	4.7%	1.0%	0.1%	0.0%
Continued to ask you for dates, drinks, dinner, etc, even though you said "No"	97.3%	2.2%	0.3%	0.1%	0.0%
Made you feel like you were being bribed with some sort of reward or special treatment to engage in sexual behavior	99.1%	0.7%	0.1%	0.0%	0.0%
Made you feel threatened with some sort of retaliation for not being sexually cooperative	99.2%	0.5%	0.3%	0.0%	0.0%
Touched you in a way that made you feel uncomfortable	4.1%	94.9%	0.6%	0.0%	0.2%
Treated you badly for refusing to have sex	98.7%	0.7%	0.3%	0.0%	0.2%
Implied better assignments or better treatment if you were sexually cooperative	99.4%	0.4%	0.0%	0.0%	0.0%

We asked male midshipmen how many of the listed behaviors they marked as happening to them they considered to be sexual harassment. Table 233 reflects the USNA male midshipmen responses.

Table 233. USNA Male Responses to Behaviors They Considered to be Sexual Harassment

	Percentage
None were sexual harassment	38.4%
Some were sexual harassment	8.0%
Most were sexual harassment	1.2%
All were sexual harassment	2.4%
Does not apply (I marked “NEVER” in every item in question #17)	49.3%

Table 234 reflects USNA male respondents by those who answered “yes” to question 19 and those who answered “no” (victim and non-victim of sexual assault).

Table 234. USNA Male Responses to Behaviors They Considered to be Sexual Harassment (Victim Versus Non-Victim of Sexual Assault)

	Victims	Non-victims
None were sexual harassment	30.8%	38.8%
Some were sexual harassment	38.5%	7.3%
Most were sexual harassment	3.8%	1.2%
All were sexual harassment	7.7%	2.3%
Does not apply (I marked “NEVER” in every item in question #17)	19.2%	50.4%
Total	100%	100%

C. Sexual Assault Incidents at the Academy

This section details survey findings concerning the scope of sexual assault incidents at the academy. The respondents answered “yes” or “no” to the following question: “Since becoming a midshipman, has someone done any of the following to you without your consent and against your will?” The answer choices included:

- “Touched, stroked, or fondled your private parts”;
- “Physically attempted to have sexual intercourse with you, but was not successful”;
- “Physically attempted to have oral or anal sex with you, but was not successful”;
- “Had sexual intercourse with you”;
- “Had oral sex with you”; and,
- “Had anal sex with you.”

Of the 1,017 USNA male respondents, 27 indicated they were victims of at least one sexual assault since becoming a Naval Academy midshipman. USNA male respondents were asked to describe up to four incidents, focusing on those considered to be the most severe incidents. There was one case of a second incident and the respondent only

provided data on when it occurred. No further data on the incident was provided. Table 235 depicts the scope of recent incidents involving USNA male midshipmen as victims of sexual assault.

Table 235. Scope of Recent Incidents Involving USNA Male Respondents as Victims of Sexual Assault.

Experienced behavior against will without consent	Number
Total Incidents	27
Touched, stroked, or fondled privates only	11
Touched, stroked, or fondled privates in conjunction with other listed behavior(s)	6
Attempted sexual intercourse	4
Attempted oral or anal sex	3
Had sexual intercourse	7
Had oral sex	5
Had anal sex	0

Tables 236.a through 236.c list when these incidents occurred, by calendar year, semester, and the midshipmen status/rank (BCT/Plebe, summer/freshman/sophomore/junior/senior). If the midshipman selected summer “semester,” it assumes that graduation has occurred and the midshipman rose to the next rank. All midshipmen did not answer question 20A completely. Where that occurred, “Missing Data” is listed in the table as an unknown response.

Table 236.a. USNA Males Calendar Year When Incident Occurred

Incident	2001 and Earlier	2002	2003	2004*	Missing Data	Total
1 st	3	7	9	5	2	26
2 nd	0	0	0	1	0	1

* 3-4 month period: January-March/April 2004

Table 236.b. USNA Males Semester When Incidents Occurred

Incident	Fall	Spring	Summer	Missing Data	Total
1 st	10	9	4	3	26
2 nd	0	1	0	0	1

Table 236.c. Status of USNA Male Cadet When Incidents Occurred

Incident	Fresh	Soph	Junior	Senior	BCT/PLB	Missing Data	Total
1 st	10	6	5	1	1	3	26
2 nd	0	0	1	0	0	0	1

The Offenders

We asked USNA male midshipmen to describe the actions taken by the offender. The actions were not defined for the respondents; they used their own discretion when responding. Table 237 describes these actions. The respondents were instructed to check all actions that apply.

Table 237. USNA Males - Actions of Offenders by Incident

Act	Number of Actions
Touched, stroked, or fondled your private parts?	17
Physically attempted to have sexual intercourse with you, but was not successful?	4
Physically attempted to have oral or anal sex with you, but was not successful?	3
Had sexual intercourse with you?	7
Had oral sex with you?	5
Had anal sex with you?	0

Location of the Incident

USNA male respondents provided location information for 22 of the sexual assault incidents. A total of 15 of the 22 sexual assaults occurred on the installation. A total of 12 of those occurred in the dormitory. One offense occurred “Off installation at an academy-sponsored event,” and six occurred “Off installation and NOT at an academy-sponsored event.”

Fellow midshipmen were the principal offender group (of all identified offenders); 17 were midshipmen who were in the same class or below, while 3 were midshipmen senior to the respondent. Table 238 reflects the breakdown of offenders by category.

Table 238. USNA Males - Category of Offenders

Category	Total
Midshipman who was senior to me	3
Midshipman who was in same class as me or below	17
Military faculty or staff member	0
Civilian faculty or staff member	0
Military person NOT assigned to your academy	0
Civilian person NOT assigned to your academy	4
Unidentified person	0
Missing Data	5
Total	27

Of the 27 reported incidents, respondents provided information for 22 incidents when asked if there were multiple offenders. One respondent indicated multiple offenders assaulted him. Non-academy civilians were the only offenders for this multiple offender incident.

Reporting of Sexual Assault Incidents

Of the 27 sexual assault incidents recorded by respondents, 22 provided sexual assault reporting information. Respondents stated 20 incidents were not reported to anyone. Five incidents has no answers to the reporting question. Of the remaining two incidents, the respondents indicated they reported to officer/NCO chain of command, SAVI advocate/coordinator, criminal investigative organization, academy chaplain/clergy, or a civilian law enforcement agency.

Reprisal for Reporting Sexual Assaults

USNA male midshipmen who answered “yes” to question 19, were asked whether anyone in a position of authority retaliated against them for reporting an incident. Retaliation was defined as “unwarranted punishment, demotion, or withholding a favorable duty position.” None of the USNA male midshipmen indicated any reprisal or repercussions for reporting incidents of sexual assault.

Respondents were asked whether they experienced “any OTHER repercussions for reporting this incident.” The choices included: Ostracism, harassment, or ridicule from other midshipmen both in and not in their chain of command, ostracism, harassment, or ridicule from academy staff or faculty members, and other significant repercussions. USNA male respondents did not indicate any other repercussions for reporting a sexual assault incident.

Reporting to MCIO/Law Enforcement Agency

USNA male respondents were asked if a military criminal investigative organization or a civilian law enforcement agency conducted a criminal investigation. Respondents indicated no incidents were investigated, and one respondent did not know. When asked why a criminal investigation was not conducted, only one respondent provided data, and indicated the incident was not reported to law enforcement officials.

No USNA male midshipmen were informed of the final disposition of their incidents because no military criminal investigative organization or civilian law enforcement authorities conducted investigations. When asked the most important reasons they did not report the incident to military or academy authorities, the majority of the respondents indicated the incident was not serious enough to report (nine incidents) and they could handle it themselves (eight incidents). Some respondents feared people would not believe them (four incidents), while others believed that they could deal with it themselves, or felt shame or embarrassment (three incidents each category). Other reasons cited include, concern for punishment for infractions/violations, public disclosure of assault, and thought nothing would be done, among other choices. Table 239 reflects the USNA male respondents’ reasons for not reporting sexual assaults to military or academy authorities. (Respondents were asked to check all that apply.)

Table 239. Reasons for Not Reporting by Incident

Reasons	Number of Incidents
Does not apply, I reported it	0
It was not serious enough to report	9
I handled it myself	8
I thought I would be labeled a trouble maker	1
I thought nothing would be done	2
Threatened with some form of retaliation	1
Not threatened with retaliation, but feared some form of retaliation	1
Feared ostracism, harassment, or ridicule by peers	2
Feared loss of friends	1
Feared I or others would be punished for infractions/violations (such as underage drinking)	3
Feared public disclosure of the assault	1
Feared my parents/family would find out	0
Pressured by someone in position of authority	0
Feared my boyfriend/girlfriend would find out	1
Shame/embarrassment	3
Feared other repercussions	1
Feared people would not believe me	4
Not aware of reporting procedures	0
I thought I could deal with it myself	3
Other (Please explain)⁷³	3

Satisfaction with Individuals/Agencies by Incident

USNA male respondents were asked how satisfied they were with the handling of the incident. For the most part, midshipmen did not use any of the resources listed. Two indicated they interacted with SAVI advocate/coordinator, one talked to the academy counseling or development center, and two midshipmen commented on their chain of command. Not all respondents who were assaulted provided data. Table 240 reflects the USNA male midshipman satisfaction level.

⁷³ The three respondents stated: “the midshipmen was not very aggressive and I thought she was just trying to be nice. I didn’t want her to get into trouble. but I am still upset it happened”, “I allowed the situation to progress to an unacceptable level; it was my fault.” And “It was a one time incident. I told him not to do that and he never did again.”

Table 240. Satisfaction With Individuals/Agencies Handling of Incident

Agency	Very Satisfied	Satisfied	Dis-satisfied	Very Dis-satisfied	N/A or I did not use Resource	Total
Investigative Agencies (OSI/CID/ NCIS)	0	0	0	0	21	21
Military lawyers handling your case	0	0	0	0	21	21
Victim Witness Assistance	0	0	0	0	21	21
SAVI Advocate/ Coordinator or Academy Response Team (ART) [N/A for USMA]	1	1	0	0	18	20
Academy Counseling or Development Center	1	0	0	0	20	21
Peer Resource (CASIE Rep/SAVI GUIDE)[N/A for USMA]	0	0	0	0	21	21
Chain of Command	1	0	1	0	18	20

D. General Comments

A general theme throughout the majority of male midshipmen's comments was the perception of double standards for male and female midshipmen. Male midshipmen believe that female midshipmen receive preferential treatment for company rankings, assignment of "striper" positions and service selection. Many made references concerning the percentage of female midshipmen (supposed by midshipmen as between 14-16 percent) in the midshipmen population and the rate of coveted positions female midshipmen hold (stated by midshipmen as between 45-50 percent). This perceived inequity is troubling to male midshipmen. Male midshipmen commented about the different physical fitness, appearance, and adherence to conduct standards between males and females. They believe females rely on their gender to avoid punishment for conduct infractions.

The respondent's comments express a strong belief that if a male midshipman is accused of sexual harassment or sexual assault, he is guilty until proven innocent. Female stories are accepted as truth immediately. Also, if proven innocent by an investigation or inquiry, the male midshipman's reputation is ruined and the female gets off without repercussion. Numerous references were made about male midshipmen who were accused of sexual assault and subsequently left the academy, either due to their grade point average dropping below acceptable standards during the investigation, or from the findings of the investigation. The males referenced were "innocent." They were

removed from the academy, while the female accuser remained and was not punished for the “false” allegation or any midshipman infractions.

Many male midshipmen believe women report being “raped” after consensual sex did not go as planned. If a female had too much to drink, had sex with a male, was regretful the next morning, or, if the female wanted to “get back” at the male for something he did/didn’t do, the female “cries rape.” They see “changing their minds” as a catalyst for fraudulent reporting. Male midshipmen believe female midshipmen should go to the Honor Board for lying under these circumstances.

Numerous male midshipmen referenced the prevalence of pornography. One midshipman opined that “95% of all midshipmen use their computers to access pornography, and at least 25% have a serious pornography addiction or dependency.” It was noted that it is against the academy’s rules to view pornography on government computers, yet it is a common occurrence, even joked about during social functions. Sexual and offensive jokes are told routinely during lunch on Friday “joke day.”

Male midshipmen raised concern about the treatment of women. They noted the seemingly accepted use of the term “WUBA” (Women Used By All or Women with Unusually Big Asses). One midshipman stated:

“Women are treated miserably at USNA. It is a secret problem. A select minority of men flagrantly and openly abuses women as a whole. This is not reported because individuals fear retaliation (ranging from social to physical) by midshipman at large. The term “WUBA” is used freely in the same way that an African-American might be called a “nigger” in another sector of the population.”

It was noted that women are viewed as lesser by their male counterparts and viewed in a degrading manner. Some respondents expressed that females should not be allowed at the academy at all, and it would be a better training environment if females were excluded from the academy.

Respondents said sexual assault and harassment issues come from situations involving alcohol. Attempting to remove the “let loose” atmosphere created outside the academy gates would help resolve the alcohol problem in general. Many midshipmen equate morale to weekend liberty and drinking.

Midshipmen commented on the lack of personal accountability as a problem at the academy. There is an attitude of “shipmate loyalty” over “ship loyalty.” The “big rules” are not being broken, yet there is an increasing number of regulations midshipmen view as “stupid.” Midshipmen said they do not want to turn each other in for infractions, because they don’t want to be a “bad guy.” They believe this has degraded the honor code/concept.

Appendix A. Side-by-Side Tables

Table A.1. Female Cadet/Midshipman Responses to Values Statements

	USAFA		USMA		USNA	
	Agree/ Strongly Agree	Disagree/ Strongly Disagree	Agree/ Strongly Agree	Disagree/ Strongly Disagree	Agree/ Strongly Agree	Disagree/ Strongly Disagree
Cadets/midshipmen at my Academy adhere to the Honor Code/Concept, even if they know they won't get caught violating it	62.5%	28.8%	74.7%	17.6%	55.1%	35.1%
Cadets/midshipmen adhere to significant Academy rules and regulations, even if they know they won't get caught violating them	48.9%	40.0%	40.9%	48.1%	36.7%	54.2%
Cadets/midshipmen hold other cadets/midshipmen accountable to the Honor Code/Concept	64.6%	19.9%	76.9%	8.9%	50.4%	30.6%
Honesty in all things is expected and reinforced at my Academy.	84.1%	5.2%	89.7%	4.2%	80.0%	7.5%
I am morally obligated to abide by the oath I took to support and defend the Constitution of the United States, regardless of the consequences to me	94.8%	1.2%	96.7%	1.2%	96.3%	0.8%
I have felt pressure from others at my Academy to compromise moral standards because of loyalty to friends/peers	36.9%	49.3%	30.0%	55.2%	43.2%	45.0%
I have felt pressure from others at my Academy to compromise moral standards in order to meet academic or training objectives	23.7%	64.5%	16.3%	74.5%	26.0%	63.0%

Table A.1 Continued	USAFA		USMA		USNA	
Circumstances determine whether it is right or wrong for a cadet/midshipman to compromise his or her moral standards	23.6%	59.3%	23.8%	60.4%	26.7%	58.7%
I am committed to living by moral standards that exceed those of society at large	94.3%	0.6%	93.8%	1.3%	90.8%	1.8%
As a cadet/midshipman, it is important for me to meet the same exemplary conduct and leadership standards required of a commissioned officer	94.0%	1.8%	95.0%	1.5%	94.9%	2.5%
My commitment to living by exemplary conduct and leadership standards has been reinforced by attending the Academy	80.9%	8.4%	82.5%	8.2%	75.1%	13.8%
I believe commitment to some form of ethical/spiritual/religious beliefs is important to an officer's character	85.1%	6.1%	87.5%	5.7%	85.6%	6.1%
I am strongly committed to some form of ethical/spiritual/religious beliefs about what is right and wrong	87.6%	4.4%	94.0%	2.0%	89.6%	5.1%
My experiences at the Academy have enhanced my commitment to ethical/spiritual/religious beliefs	68.3%	17.5%	67.7%	16.0%	63.3%	19.0%

Table A.2. Male cadet/midshipmen responses to values statements

	USAFA		USMA		USNA	
	Agree Strongly Agree	Disagree Strongly Disagree	Agree Strongly Agree	Disagree Strongly Disagree	Agree Strongly Agree	Disagree Strongly Disagree
Cadets/midshipmen at my Academy adhere to the Honor Code/Concept, even if they know they won't get caught violating it	68.9%	20.9%	85.3%	8.1%	70.7%	20.9%
Cadets/midshipmen adhere to significant Academy rules and regulations, even if they know they won't get caught violating them	53.2%	32.4%	54.1%	29.4%	52.0%	36.9%
Cadets/midshipmen hold other cadets/midshipmen accountable to the Honor Code/Concept	64.6%	19.0%	79.1%	8.0%	62.0%	20.7%
Honesty in all things is expected and reinforced at my Academy.	84.4%	7.2%	92.5%	1.6%	84.5%	7.4%
I am morally obligated to abide by the oath I took to support and defend the Constitution of the United States, regardless of the consequences to me	98.4%	0.9%	96.1%	0.7%	96.4%	1.1%
I have felt pressure from others at my Academy to compromise moral standards because of loyalty to friends/peers	31.7%	54.5%	25.0%	61.3%	38.9%	49.6%
I have felt pressure from others at my Academy to compromise moral standards in order to meet academic or training objectives	21.2%	65.9%	14.7%	74.1%	24.6%	66.3%
Circumstances determine whether it is right or wrong for a cadet/midshipman to compromise his or her moral standards	23.0%	59.8%	20.5%	60.2%	24.9%	57.7%
I am committed to living by moral standards that exceed those of society at large	93.0%	1.2%	93.0%	1.4%	91.4%	3.0%

Table A.2 continued	USAFA		USMA		USNA	
As a cadet/midshipman, it is important for me to meet the same exemplary conduct and leadership standards required of a commissioned officer	89.8%	3.7%	91.7%	2.5%	90.1%	4.6%
My commitment to living by exemplary conduct and leadership standards has been reinforced by attending the Academy	77.1%	12.8%	82.3%	7.2%	79.3%	11.3%
I believe commitment to some form of ethical/spiritual/religious beliefs is important to an officer's character	80.6%	9.0%	81.7%	7.2%	79.3%	10.9%
I am strongly committed to some form of ethical/spiritual/religious beliefs about what is right and wrong	87.1%	4.2%	86.7%	5.4%	86.5%	7.0%
My experiences at the Academy have enhanced my commitment to ethical/spiritual/religious beliefs	58.3%	21.8%	61.4%	17.3%	56.5%	22.1%

Table A.3. Female Results Regarding Behaviors that Disrupt Good Order and Discipline

	USAFA		USMA		USNA	
	Agree Strongly Agree	Disagree Strongly Disagree	Agree Strongly Agree	Disagree Strongly Disagree	Agree Strongly Agree	Disagree Strongly Disagree
Violating the Honor Code/Concept	86.5%	7.0%	91.2%	5.8%	86.7%	8.0%
Not reporting Honor Code/Concept violations	62.8%	18.7%	68.6%	15.8%	63.3%	20.7%
Favoritism based on gender	92.8%	4.0%	93.7%	3.8%	92.8%	4.8%
Engaging in prohibited relationships/fraternization	67.1%	17.3%	66.4%	18.5%	56.4%	24.2%
Cadets/midshipmen dating each other at the same Academy	5.8%	89.1%	4.0%	90.5%	5.7%	87.9%
Consensual sex between cadets/midshipmen ON academy grounds	32.3%	48.1%	42.9%	39.6%	55.5%	27.9%
Consensual sex between cadets/midshipmen OFF academy grounds	9.2%	80.7%	8.7%	82.5%	9.7%	82.4%
Excessive use of alcohol/drunkenness	76.6%	12.6%	83.2%	8.3%	75.3%	12.4%
Illegal drug use, or the abuse of prescription drugs	93.3%	3.5%	93.3%	4.0%	92.6%	4.4%
Viewing pornography or other sexually graphic content (images or movies)	63.1%	18.1%	54.1%	25.1%	56.4%	23.8%

Table A.4. Male Results Regarding Behaviors that Disrupt Good Order and Discipline

	USAFA		USMA		USNA	
	Agree Strongly Agree	Disagree Strongly Disagree	Agree Strongly Agree	Disagree Strongly Disagree	Agree Strongly Agree	Disagree Strongly Disagree
Violating the Honor Code/Concept	83.7%	9.1%	90.2%	5.7%	86.9%	7.3%
Not reporting Honor Code/Concept violations	61.5%	19.9%	70.3%	13.9%	62.9%	20.1%
Favoritism based on gender	90.8%	3.9%	89.5%	4.1%	91.2%	4.7%
Engaging in prohibited relationships/fraternization	65.0%	19.7%	68.4%	16.6%	68.9%	17.7%
Cadets/midshipmen dating each other at the same Academy	12.4%	77.4%	15.2%	67.5%	24.9%	60.7%
Consensual sex between cadets/midshipmen ON academy grounds	32.2%	54.5%	41.6%	40.7%	61.5%	26.1%
Consensual sex between cadets/midshipmen OFF academy grounds	10.7%	80.1%	11.9%	76.4%	21.8%	66.6%
Excessive use of alcohol/drunkenness	69.4%	16.2%	68.1%	16.8%	68.3%	19.4%
Illegal drug use, or the abuse of prescription drugs	91.9%	3.9%	90.8%	4.5%	91.7%	3.8%
Viewing pornography or other sexually graphic content (images or movies)	29.4%	49.3%	21.8%	58.7%	23.2%	58.0%

Table A.5. Female Responses to Understanding of Sexual Harassment, Assault and Related Services

	USAFA		USMA		USNA	
	Yes	No	Yes	No	Yes	No
The difference between sexual harassment and sexual assault	97.9%	0.2%	97.5%	0.2%	96.3%	0.6%
How to avoid situations that might increase the risk of sexual assault	98.5%	0.2%	99.5%	0.0%	98.3%	0.3%
How to report sexual assaults	92.8%	2.0%	88.9%	2.7%	87.1%	4.3%
How to obtain medical care following a sexual assault	92.2%	1.1%	88.9%	2.7%	79.8%	8.3%
How to obtain counseling following a sexual assault	94.9%	1.4%	86.7%	3.7%	85.6%	5.2%
The services that your Academy's legal office can provide to a victim in response to sexual assault	79.6%	7.8%	69.6%	11.3%	55.8%	22.9%
General responsibilities of law enforcement and criminal investigative agencies in response to sexual assaults	86.5%	4.4%	71.9%	10.0%	56.0%	21.5%
The role of the chain of command in handling sexual assaults	79.9%	7.4%	75.5%	8.3%	52.3%	24.5%
Where to go if I need additional information on the areas above.	89.1%	3.2%	84.2%	3.2%	83.9%	6.0%

Table A.6. Male Responses to Understanding of Sexual Harassment, Assault and Related Services

	USAFA		USMA		USNA	
	Yes	No	Yes	No	Yes	No
The difference between sexual harassment and sexual assault	97.2%	0.6%	96.9%	0.5%	96.2%	0.5%
How to avoid situations that might increase the risk of sexual assault	98.5%	0.3%	97.6%	0.7%	97.6%	0.8%
How to report sexual assaults	93.3%	1.8%	93.5%	2.0%	90.2%	4.0%
How to obtain medical care following a sexual assault	90.0%	3.5%	89.8%	4.7%	82.6%	8.6%
How to obtain counseling following a sexual assault	93.3%	3.2%	88.8%	4.0%	88.3%	6.0%
The services that your Academy's legal office can provide to a victim in response to sexual assault	81.7%	7.9%	79.6%	7.8%	64.5%	19.5%
General responsibilities of law enforcement and criminal investigative agencies in response to sexual assaults	86.2%	5.4%	80.5%	6.9%	69.7%	15.9%
The role of the chain of command in handling sexual assaults	80.6%	8.2%	86.6%	5.8%	63.8%	19.6%
Where to go if I need additional information on the areas above.	89.8%	3.7%	89.1%	3.5%	87.1%	5.9%

Table A.7. Female Responses Regarding the Effect of Academy Cadet/Military Leaders

	Leaders	USAFA			USMA			USNA		
		Level of Extent			Level of Extent			Level of Extent		
		Very Large	Moderate	Not at all	Very Large	Moderate	Not at all	Very Large	Moderate	Not at all
Demonstrate good examples of sound moral character	Cadets/ midshipmen	63.1%	35.4%	0.3%	50.2%	49.1%	0.7%	47.5%	50.2%	1.5%
	TAC/AOC/ Company Officer	72.4%	24.7%	1.7%	68.2%	30.1%	1.5%	63.0%	33.6%	1.7%
Hold others accountable for their conduct	Cadets/ midshipmen	51.1%	46.1%	1.1%	51.6%	47.8%	0.5%	41.9%	55.4%	1.5%
	TAC/AOC/ Company Officer	79.6%	17.3%	1.1%	83.0%	16.1%	0.5%	79.9%	18.6%	0.2%
Promote and safeguard the welfare of subordinates	Cadets/ midshipmen	64.6%	32.2%	1.4%	55.1%	42.6%	1.0%	53.7%	42.5%	2.3%
	TAC/AOC/ Company Officer	73.2%	23.4%	1.7%	72.2%	25.6%	0.8%	65.5%	31.4%	1.8%
Create a climate in which sexual HARASSMENT is not tolerated	Cadets/ midshipmen	61.1%	35.8%	1.8%	47.9%	46.9%	3.7%	38.8%	50.8%	6.9%
	TAC/AOC/ Company Officer	79.5%	16.2%	1.4%	72.5%	23.8%	0.8%	67.2%	25.2%	2.6%
Create a climate in which cadets/midshipmen are encouraged to report sexual HARASSMENT	Cadets/ midshipmen	54.2%	38.7%	4.7%	42.6%	44.6%	10.0%	29.8%	51.1%	13.3%
	TAC/AOC/ Company Officer	77.3%	16.8%	2.0%	69.7%	24.0%	3.0%	56.7%	31.0%	4.1%
Create a climate in which sexual ASSAULT is not tolerated	Cadets/ midshipmen	81.0%	16.5%	0.8%	71.2%	24.1%	2.2%	63.2%	29.8%	2.9%
	TAC/AOC/ Company Officer	86.1%	10.7%	1.2%	79.5%	15.8%	0.8%	73.2%	19.0%	1.5%
Create a climate in which cadets/midshipmen are encouraged to report a sexual ASSAULT	Cadets/ midshipmen	72.4%	21.6%	3.1%	52.6%	36.4%	7.0%	46.0%	39.1%	8.7%
	TAC/AOC/ Company Officer	81.2%	12.7%	2.1%	72.5%	20.0%	2.2%	64.1%	23.6%	3.4%

Table A.7		Very Large Large	Moder- ate Small	Not at all	Very Large Large	Moder- ate Small	Not at all	Very Large Large	Moder- ate Small	Not at all
Ensure those who have reported sexual harassment/assault are treated with dignity and respect	Cadets/ midshipmen	50.4%	32.6%	4.9%	31.3%	38.5%	9.0%	25.5%	40.8%	13.7%
	TAC/AOC/ Company Officer	68.3%	17.2%	2.0%	55.6%	23.6%	2.2%	49.8%	23.2%	3.5%
Provide an appropriate level of privacy to those who have experienced sexual ASSAULT	Cadets/ midshipmen	47.2%	30.8%	4.3%	31.8%	35.1%	8.7%	25.9%	36.0%	11.7%
	TAC/AOC/ Company Officer	63.4%	17.8%	2.8%	74.1%	18.2%	1.8%	46.2%	23.6%	3.4%
Provide adequate information to cadets/midshipmen about policies, procedures, and consequences of sexual ASSAULT	TAC/AOC/ Company Officer	74.1%	18.2%	1.8%	61.4%	28.6%	3.0%	51.7%	34.8%	3.5%

Table A.8. Male Responses Regarding the Effect of Academy Cadet/Non senior Leaders

	Leaders	USAFA			USMA			USNA		
		Level of Extent			Level of Extent			Level of Extent		
		Very Large Large	Moder-ate Small	Not at all	Very Large Large	Moder-ate Small	Not at all	Very Large Large	Moder-ate Small	Not at all
Demonstrate good examples of sound moral character	Cadets/ midshipmen	63.8%	33.7%	1.3%	64.5%	34.4%	0.3%	52.9%	43.7%	1.7%
	TAC/AOC/ Company Officer	72.1%	23.8%	3.1%	74.7%	22.3%	1.8%	70.2%	26.5%	1.3%
Hold others accountable for their conduct	Cadets/ midshipmen	54.9%	42.0%	1.6%	64.2%	34.0%	0.7%	52.9%	44.5%	1.1%
	TAC/AOC/ Company Officer	83.0%	14.4%	1.6%	85.4%	12.3%	0.7%	84.4%	13.4%	0.6%
Promote and safeguard the welfare of subordinates	Cadets/ midshipmen	59.6%	35.5%	3.1%	65.0%	30.9%	2.6%	56.8%	38.0%	3.2%
	TAC/AOC/ Company Officer	72.0%	22.4%	4.0%	74.6%	21.4%	2.2%	69.1%	26.7%	2.4%
Create a climate in which sexual HARASSMENT is not tolerated	Cadets/ midshipmen	72.8%	23.7%	1.6%	74.5%	21.5%	1.1%	61.5%	31.6%	2.3%
	TAC/AOC/ Company Officer	86.7%	10.4%	0.9%	85.6%	10.3%	0.7%	79.1%	14.1%	1.1%
Create a climate in which cadets/midshipmen are encouraged to report sexual HARASSMENT	Cadets/ midshipmen	67.0%	27.5%	2.2%	67.7%	27.3%	1.3%	52.3%	36.6%	3.5%
	TAC/AOC/ Company Officer	82.9%	12.8%	1.2%	82.4%	12.5%	0.4%	73.2%	18.0%	1.3%
Create a climate in which sexual ASSAULT is not tolerated	Cadets/ midshipmen	88.8%	8.7%	0.7%	87.1%	9.7%	0.7%	78.3%	15.6%	1.0%
	TAC/AOC/ Company Officer	87.8%	8.0%	0.7%	87.6%	8.2%	0.3%	82.6%	10.4%	0.8%
Create a climate in which cadets/midshipmen are encouraged to report a sexual ASSAULT	Cadets/ midshipmen	79.9%	16.2%	1.0%	80.1%	14.9%	0.8%	66.6%	22.2%	2.6%
	TAC/AOC/ Company Officer	85.3%	10.0%	1.1%	83.7%	11.3%	0.4%	75.7%	14.2%	1.0%

Table A.8 continued		Very Large Large	Moder- ate Small	Not at all	Very Large Large	Moder- ate Small	Not at all	Very Large Large	Moder- ate Small	Not at all
Ensure those who have reported sexual harassment/assault are treated with dignity and respect	Cadets/ midshipmen	69.0%	16.5%	1.5%	62.9%	15.9%	0.5%	48.5%	23.8%	3.1%
	TAC/AOC/ Company Officer	77.6%	10.7%	1.3%	70.9%	10.3%	0.2%	65.3%	11.7%	1.0%
Provide an appropriate level of privacy to those who have experienced sexual ASSAULT	Cadets/ midshipmen	66.9%	15.2%	2.5%	60.5%	13.7%	1.8%	47.0%	20.2%	2.8%
	TAC/AOC/ Company Officer	74.4%	10.4%	1.7%	69.3%	8.9%	0.8%	61.0%	11.8%	0.8%
Provide adequate information to cadets/midshipmen about policies, procedures, and consequences of sexual ASSAULT	TAC/AOC/ Company Officer	79.5%	13.5%	1.1%	75.1%	15.2%	0.7%	64.3%	23.7%	1.6%

Table A.9. Female Responses Regarding the Effect of Academy Senior Leaders and Faculty

	Leaders	USAFA			USMA			USNA		
		Level of Extent			Level of Extent			Level of Extent		
		Very Large	Moder- ate Small	Not at all	Very Large	Moder- ate Small	Not at all	Very Large	Moder- ate Small	Not at all
Demonstrate good examples of sound moral character	Senior Leadership	89.1%	9.3%	0.5%	89.7%	6.2%	0.2%	94.2%	4.6%	0.2%
	Academy Faculty	88.1%	11.3%	0.0%	86.7%	12.1%	0.2%	63.5%	31.6%	0.2%
Hold cadets/midshipmen accountable for their conduct	Senior Leadership	91.9%	5.7%	0.9%	93.8%	4.7%	0.5%	95.2%	4.3%	0.0%
	Academy Faculty	83.0%	16.1%	0.2%	86.2%	12.3%	0.2%	63.2%	33.3%	0.5%
Promote and safeguard the welfare of subordinates	Senior Leadership	84.1%	13.0%	0.9%	80.7%	16.0%	0.5%	91.1%	7.8%	0.0%
	Academy Faculty	83.3%	13.5%	0.2%	80.9%	16.0%	0.3%	55.5%	36.2%	1.2%
Treat subordinate cadets/midshipmen fairly regardless of gender	Senior Leadership	78.9%	15.8%	2.1%	70.9%	24.5%	1.0%	78.8%	16.7%	0.9%
	Academy Faculty	81.9%	16.1%	0.0%	72.4%	26.0%	0.8%	58.3%	39.1%	0.3%
Create a climate in which sexual HARASSMENT is not tolerated	Senior Leadership	89.1%	9.5%	0.3%	82.7%	13.3%	1.8%	81.4%	14.4%	0.2%
	Academy Faculty	83.2%	12.6%	0.6%	75.4%	16.8%	1.0%	51.4%	26.5%	1.8%
Create a climate in which sexual ASSAULT is not tolerated	Senior Leadership	91.6%	6.9%	0.2%	84.9%	10.3%	1.3%	87.0%	8.4%	0.3%
	Academy Faculty	85.6%	7.5%	0.3%	80.2%	10.0%	0.5%	58.1%	18.4%	1.5%

Table A.10. Male Responses Regarding the Effect of Academy Senior Leaders and Faculty

	Leaders	USAFA			USMA			USNA		
		Level of Extent			Level of Extent			Level of Extent		
		Very Large	Moder-ate	Not at all	Very Large	Moder-ate	Not at all	Very Large	Moder-ate	Not at all
		Large	Small		Large	Small		Large	Small	
Demonstrate good examples of sound moral character	Senior Leadership	84.2%	12.1%	2.3%	91.4%	5.5%	0.3%	95.3%	2.9%	0.1%
	Academy Faculty	88.9%	10.0%	0.0%	91.2%	6.6%	0.1%	69.3%	24.1%	0.6%
Hold cadets/midshipmen accountable for their conduct	Senior Leadership	90.6%	7.0%	1.4%	94.3%	3.0%	0.2%	95.8%	2.5%	0.1%
	Academy Faculty	84.2%	14.1%	0.0%	90.0%	8.1%	0.2%	64.9%	28.6%	1.2%
Promote and safeguard the welfare of subordinates	Senior Leadership	80.1%	14.2%	3.1%	84.3%	11.9%	0.9%	91.6%	5.7%	0.3%
	Academy Faculty	81.8%	14.9%	0.4%	84.6%	11.1%	0.1%	55.8%	31.6%	1.9%
Treat subordinate cadets/midshipmen fairly regardless of gender	Senior Leadership	68.1%	21.0%	7.5%	73.9%	18.2%	3.3%	70.6%	20.0%	4.1%
	Academy Faculty	77.6%	19.0%	1.8%	77.0%	19.5%	1.0%	62.0%	31.0%	1.8%
Create a climate in which sexual HARASSMENT is not tolerated	Senior Leadership	92.2%	5.1%	0.8%	92.0%	4.5%	0.1%	91.4%	4.9%	0.2%
	Academy Faculty	88.7%	8.1%	0.0%	86.6%	7.4%	0.1%	62.8%	16.1%	1.4%
Create a climate in which sexual ASSAULT is not tolerated	Senior Leadership	93.9%	3.8%	0.7%	92.1%	3.6%	0.0%	93.2%	3.3%	0.1%
	Academy Faculty	89.8%	5.9%	0.0%	87.8%	5.1%	0.1%	65.4%	13.0%	1.6%

Table A.11. Female Responses Regarding Cadet/Midshipman Willingness to Confront and Report Offenders

	USAFA			USMA			USNA		
	Level of Extent			Level of Extent			Level of Extent		
	Very Large	Moder- ate Small	Not at all	Very Large	Moder- ate Small	Not at all	Very Large	Moder- ate Small	Not at all
CONFRONT other cadets/midshipmen who engage in sexual HARASSMENT , including inappropriate comments and actions	37.5%	52.4%	5.5%	21.3%	63.9%	8.8%	16.7%	62.7%	13.2%
REPORT other cadets/midshipmen who continue to engage in sexual HARASSMENT after having been previously confronted	33.7%	52.4%	6.4%	20.3%	60.4%	8.8%	14.6%	56.1%	15.3%
REPORT other cadets/midshipmen who commit sexual ASSAULT	53.9%	33.1%	3.8%	36.6%	43.9%	4.8%	28.4%	45.4%	8.3%

Table A.12. Male Responses Regarding their Willingness to Confront and Report Offenders

	USAFA			USMA			USNA		
	Level of Extent			Level of Extent			Level of Extent		
	Very Large	Moder- ate Small	Not at all	Very Large	Moder- ate Small	Not at all	Very Large	Moder- ate Small	Not at all
CONFRONT other cadets/midshipmen who engage in sexual HARASSMENT , including inappropriate comments and actions	51.0%	41.2%	2.4%	45.8%	43.0%	1.9%	34.5%	49.9%	3.5%
REPORT other cadets/midshipmen who continue to engage in sexual HARASSMENT after having been previously confronted	51.9%	37.1%	2.1%	50.3%	35.6%	1.2%	37.8%	43.1%	2.6%
REPORT other cadets/midshipmen who commit sexual ASSAULT	73.3%	16.2%	0.8%	67.7%	17.6%	0.8%	58.0%	21.4%	1.1%

Table A.13. Female Responses Regarding Personal Loyalties, Barriers to Reporting, and Fraudulent Reporting

	USAFA			USMA			USNA		
	Level of Extent			Level of Extent			Level of Extent		
	Very Large Large	Moder- ate Small	Not at all	Very Large Large	Moder- ate Small	Not at all	Very Large Large	Moder- ate Small	Not at all
Allow personal loyalties to affect reporting of sexual ASSAULT	28.5%	50.2%	9.3%	35.4%	46.8%	3.0%	39.7%	41.7%	4.0%
Do NOT report sexual ASSAULT out of concern they or others will be punished for infractions, such as fraternization or underage drinking	32.9%	47.3%	7.7%	52.4%	32.6%	2.7%	49.5%	34.7%	2.9%
Consider fraudulent reporting of sexual ASSAULT incidents to be a problem at the Academy	35.5%	42.7%	10.0%	17.0%	47.9%	16.8%	36.8%	40.6%	9.0%

Table A.14. Male Responses Regarding Personal Loyalties, Barriers to Reporting, and Fraudulent Reporting

	USAFA			USMA			USNA		
	Level of Extent			Level of Extent			Level of Extent		
	Very Large	Moderate	Not at all	Very Large	Moderate	Not at all	Very Large	Moderate	Not at all
Large	Small		Large	Small		Large	Small		
Allow personal loyalties to affect reporting of sexual ASSAULT	17.7%	54.2%	15.9%	16.7%	51.6%	11.4%	22.3%	48.7%	9.2%
Do NOT report sexual ASSAULT out of concern they or others will be punished for infractions, such as fraternization or underage drinking	20.7%	48.7%	16.5%	21.9%	45.1%	13.2%	28.6%	41.9%	11.2%
Consider fraudulent reporting of sexual ASSAULT incidents to be a problem at the Academy	45.9%	35.2%	10.5%	17.3%	42.5%	17.4%	43.2%	32.9%	10.0%

Table A.15. Female Responses Regarding their Willingness to Report to Various Agencies

	USAFA			USMA			USNA		
	Yes	No	Un-certain	Yes	No	Un-certain	Yes	No	Un-certain
Officer/NCO Chain of command member (i.e., AOC, MTL, TAC, Co Officer, SEL)	56.8%	23.9%	18.4%	52.9%	25.8%	21.3%	46.8%	28.7%	24.1%
Faculty member, coaches, or Academy staff not in chain of command	71.4%	13.8%	13.9%	74.5%	14.8%	10.3%	62.1%	25.0%	12.9%
Academy hotline/help line	60.5%	23.4%	14.9%	50.7%	29.6%	18.8%	42.0%	39.4%	15.3%
Person in cadet/midshipman chain of command	47.2%	33.1%	18.8%	39.8%	40.1%	19.8%	46.3%	35.7%	17.5%
Peer resource (e.g., SAVI GUIDE, CASIE Rep) [N/A for West Point]	65.7%	21.6%	11.6%	13.1%	8.0%	4.7%	70.9%	19.5%	9.5%
Academy Counseling or Development Center	59.4%	24.5%	15.3%	55.6%	23.3%	20.8%	47.4%	35.7%	16.9%
Installation Medical Personnel	72.3%	15.8%	10.9%	75.0%	13.8%	11.1%	58.7%	24.2%	16.6%
Criminal investigative organizations (i.e., AFOSI, CID, NCIS)	55.0%	25.3%	10.9%	57.4%	21.8%	20.6%	47.5%	28.8%	23.3%
Security Forces, Military Police or USNA Police	49.5%	29.2%	20.2%	46.6%	30.0%	22.8%	32.5%	47.7%	19.3%
Academy Inspector General Office [N/A for Naval Academy]	39.8%	31.7%	26.5%	38.8%	31.9%	26.5%	6.7%	13.3%	4.1%
Academy Chaplain/Clergy	77.6%	13.3%	8.3%	76.0%	13.1%	9.8%	61.5%	23.3%	15.2%
Academy Response Team (ART) [N/A for West Point and Naval Academy]	57.0%	22.1%	19.0%	8.5%	7.8%	4.3%	5.7%	11.7%	4.3%
SAVI Advocate/Coordinator [N/A for USMA and USAFA]	14.7%	10.9%	6.6%	7.5%	7.2%	4.0%	62.9%	20.6%	15.6%
Service Inspector General's office or hotline	30.6%	38.3%	29.2%	29.8%	39.3%	29.3%	16.1%	52.0%	27.1%
DoD Inspector General's office or DoD IG Hotline	32.3%	37.8%	28.3%	30.9%	39.1%	28.3%	17.3%	54.0%	27.0%
Other	12.7%	18.4%	14.9%	17.5%	25.0%	14.1%	15.3%	27.9%	11.7%

Table A.16. Male Responses Regarding their Willingness to Report to Various Agencies

	USAFA			USMA			USNA		
	Yes	No	Un-certain	Yes	No	Un-certain	Yes	No	Un-certain
Officer/NCO Chain of command member (i.e., AOC, MTL, TAC, Co Officer, SEL)	71.5%	15.1%	12.7%	77.5%	11.2%	10.9%	70.8%	16.5%	12.1%
Faculty member, coaches, or Academy staff not in chain of command	70.1%	16.2%	12.7%	79.8%	10.7%	9.0%	57.7%	26.4%	14.8%
Academy hotline/help line	73.5%	13.3%	12.2%	68.9%	17.3%	12.3%	55.2%	26.8%	14.7%
Person in cadet/midshipman chain of command	53.8%	26.2%	18.9%	62.7%	21.5%	15.1%	54.4%	30.0%	15.1%
Peer resource (e.g., SAVI GUIDE, CASIE Rep) [N/A for West Point]	71.4%	16.1%	11.5%	29.6%	8.7%	5.0%	75.6%	16.3%	7.1%
Academy Counseling or Development Center	68.9%	15.3%	14.9%	69.0%	16.9%	13.4%	60.0%	24.3%	14.7%
Installation Medical Personnel	79.5%	9.2%	10.4%	79.7%	11.2%	8.6%	72.5%	16.5%	10.2%
Criminal investigative organizations (i.e., AFOSI, CID, NCIS)	70.8%	14.4%	13.8%	75.8%	13.4%	10.2%	66.8%	18.4%	13.7%
Security Forces, Military Police or USNA Police	64.7%	18.4%	15.8%	68.0%	17.7%	13.6%	47.9%	36.6%	14.8%
Academy Inspector General Office [N/A for Naval Academy]	58.0%	19.9%	20.5%	62.4%	18.0%	17.7%	14.7%	8.9%	5.3%
Academy Chaplain/Clergy	84.2%	8.7%	6.0%	85.3%	7.6%	5.1%	81.5%	9.5%	7.9%
Academy Response Team (ART) [N/A for West Point and Naval Academy]	66.8%	16.2%	14.8%	23.9%	8.6%	5.2%	11.9%	7.6%	5.4%
SAVI Advocate/Coordinator [N/A for West Point and USAFA]	21.0%	7.8%	7.6%	22.0%	8.6%	5.7%	72.4%	16.1%	10.1%
Service Inspector General's office or hotline	47.5%	25.4%	25.7%	55.2%	22.5%	20.7%	37.2%	35.6%	24.2%
DoD Inspector General's office or DoD IG Hotline	47.6%	26.7%	24.5%	55.4%	22.5%	20.7%	37.4%	37.5%	23.8%
Other	11.6%	15.3%	16.5%	10.4%	26.3%	16.2%	9.1%	27.2%	17.3%

Table A.17. Percentage of Female Cadets/Midshipmen Indicating Occurrence of Listed Behaviors Often or Very Often.

	USAFA	USMA	USNA
	Often Very Often	Often Very Often	Often Very Often
Repeatedly told stories or jokes of a sexual nature that were offensive to you	9.6%	21.0%	22.7%
Made unwelcome attempts to draw you into a discussion of sexual matters (for example, attempted to discuss or comment on your sex life)	5.1%	14.5%	11.0%
Made offensive remarks about your appearance, body, or sexual activities	6.0%	15.3%	14.6%
Made gestures or used body language of a sexual nature that embarrassed or offended you	4.0%	11.0%	9.8%
Made unwanted attempts to establish a romantic sexual relationship with you despite your efforts to discourage it	2.9%	8.8%	4.8%
Continued to ask you for dates, drinks, dinner, etc, even though you said “No”	2.6%	6.7%	3.5%
Made you feel like you were being bribed with some sort of reward or special treatment to engage in sexual behavior	0.6%	1.3%	1.2%
Made you feel threatened with some sort of retaliation for not being sexually cooperative (for example, by mentioning an upcoming review or evaluation)	0.6%	1.2%	0.8%
Touched you in a way that made you feel uncomfortable	1.5%	2.2%	2.1%
Treated you badly for refusing to have sex	0.5%	1.7%	0.9%
Implied better assignments or better treatment if you were sexually cooperative	0.3%	0.5%	0.2%

Table A.18. Percentage of Male Cadets/Midshipmen Indicating Occurrence of Listed Behaviors Often or Very Often.

	USAFA	USMA	USNA
	Often Very Often	Often Very Often	Often Very Often
Repeatedly told stories or jokes of a sexual nature that were offensive to you	5.0%	5.0%	5.1%
Made unwelcome attempts to draw you into a discussion of sexual matters (for example, attempted to discuss or comment on your sex life)	2.3%	3.0%	3.2%
Made offensive remarks about your appearance, body, or sexual activities	2.1%	2.2%	2.9%
Made gestures or used body language of a sexual nature that embarrassed or offended you	1.2%	1.5%	1.1%
Made unwanted attempts to establish a romantic sexual relationship with you despite your efforts to discourage it	0.4%	0.7%	0.2%
Continued to ask you for dates, drinks, dinner, etc, even though you said “No”	0.4%	0.2%	0.2%
Made you feel like you were being bribed with some sort of reward or special treatment to engage in sexual behavior	0.2%	0.1%	0.1%
Made you feel threatened with some sort of retaliation for not being sexually cooperative (for example, by mentioning an upcoming review or evaluation)	0.2%	0.2%	0.0%
Touched you in a way that made you feel uncomfortable	0.4%	0.5%	0.2%
Treated you badly for refusing to have sex	0.3%	0.3%	0.2%
Implied better assignments or better treatment if you were sexually cooperative	0.2%	0.2%	0.2%

Table A.19. Percentage of Female Respondents that Never Experienced Listed Behaviors

	USAFA	USMA	USNA
	Never	Never	Never
	Female	Female	Female
Repeatedly told stories or jokes of a sexual nature that were offensive to you	34.5%	18.0%	21.9%
Made unwelcome attempts to draw you into a discussion of sexual matters (for example, attempted to discuss or comment on your sex life)	54.2%	31.3%	38.0%
Made offensive remarks about your appearance, body, or sexual activities	54.2%	34.8%	36.7%
Made gestures or used body language of a sexual nature that embarrassed or offended you	59.0%	38.3%	40.8%
Made unwanted attempts to establish a romantic sexual relationship with you despite your efforts to discourage it	74.1%	53.2%	62.6%
Continued to ask you for dates, drinks, dinner, etc, even though you said “No”	77.9%	60.2%	70.6%
Made you feel like you were being bribed with some sort of reward or special treatment to engage in sexual behavior	94.6%	87.7%	91.9%
Made you feel threatened with some sort of retaliation for not being sexually cooperative (for example, by mentioning an upcoming review or evaluation)	96.8%	95.2%	96.5%
Touched you in a way that made you feel uncomfortable	13.9%	27.5%	22.4%
Treated you badly for refusing to have sex	94.0%	90.7%	92.3%
Implied better assignments or better treatment if you were sexually cooperative	96.6%	95.5%	97.1%

Table A.20. Percentage of Male Respondents Never Experienced Listed Behaviors

	USAFA	USMA	USNA
	Never	Never	Never
	Male	Male	Male
Repeatedly told stories or jokes of a sexual nature that were offensive to you	63.3%	60.9%	67.3%
Made unwelcome attempts to draw you into a discussion of sexual matters (for example, attempted to discuss or comment on your sex life)	76.0%	67.6%	68.4%
Made offensive remarks about your appearance, body, or sexual activities	80.6%	74.7%	77.8%
Made gestures or used body language of a sexual nature that embarrassed or offended you	80.4%	80.0%	84.4%
Made unwanted attempts to establish a romantic sexual relationship with you despite your efforts to discourage it	94.3%	93.0%	92.5%
Continued to ask you for dates, drinks, dinner, etc, even though you said “No”	96.4%	96.4%	96.4%
Made you feel like you were being bribed with some sort of reward or special treatment to engage in sexual behavior	98.2%	97.8%	98.1%
Made you feel threatened with some sort of retaliation for not being sexually cooperative (for example, by mentioning an upcoming review or evaluation)	98.5%	97.8%	97.9%
Touched you in a way that made you feel uncomfortable	4.7%	4.3%	4.3%
Treated you badly for refusing to have sex	98.5%	98.0%	98.2%
Implied better assignments or better treatment if you were sexually cooperative	98.6%	97.3%	98.6%

Table A.21.a. Scope of Recent Incidents Involving Female Respondents as Victims.

Experienced behavior against will without consent¹	USAFA	USMA	USNA
Total Incidents	92	111 ²	99
Touched, stroked, or fondled private parts	54	60	62
Attempted sexual intercourse	30	45	25
Attempted oral or anal sex	5	9	13
Had sexual intercourse	23	20	21
Had oral sex	6	6	11
Had anal sex	3	2	2
Indicated 2 to 4 incidents	13	11	16

¹ The respondents were instructed to check all behaviors that applied for each incident. Therefore, the number of behaviors indicated may exceed the total incidents listed

² 100 respondents indicated “yes” to question 19; however, only 93 incidents were recorded due to data loss.

Table A.21.b. Year of Incidents Involving Female Respondents as Victims.

Incident Occurred in:	USAFA	USMA	USNA
2000 or earlier	7	14	4
2001	16	19	20
2002	21	19	19
2003	27	35	43
2004	10	13	11
Missing Data	11	11	2

Table A.21.c. Class Year Status of Female Respondents as Victims

Class Rank of Respondent	USAFA	USMA	USNA
Cadet Basic Trainee	0	3	2
Freshman	42	49	38
Sophomore	29	29	32
Junior	7	13	15
Senior	3	6	8
Not specified	11	11	4

Table A.21.d. Location of Incidents - Female Respondents as Victims

Location of Incident	USAFA	USMA	USNA
On Academy – in dorm/barracks	45	75	47
On Academy – not dorm/barracks	11	10	6
Off Academy - sponsored event	4	5	9
Off Academy - not sponsored event	26	12	35

Table A.21.e. Offender Data - Female Respondents as Victims

Offender Data	USAFA	USMA	USNA
Cadet/midshipman senior to respondent	36	45	35
Cadet/midshipman - same class or below	40	58	52
Military person assigned Academy	0	0	1
Military person NOT assigned Academy	2	1	4
Civilian person NOT assigned Academy	6	0	4
Unidentified person	4	1	1
Incidents involving multiple offenders	10	5	7

**Table A.21.f. Reporting to Authorities - Female
Respondents as Victims**

Reporting to Authorities	USAFA	USMA	USNA
Did not report incident to authorities	59	75	72
Experienced retaliation for reporting incident	5	4	2
Ostracism, harassment, or ridicule from other cadets/midshipmen not in chain of command	13	8	10
Ostracism, harassment, or ridicule from other cadets/midshipmen in chain of command	5	3	5
Ostracism, harassment, or ridicule from other cadets/midshipmen Academy staff or faculty members	0	2	1

**Table A.22.a. Scope of Recent Incidents Involving Male Respondents
as Victims.**

Experienced behavior against will without consent	USAFA	USMA	USNA
Total Incidents	12	16	26
Touched, stroked, or fondled private parts	11	12	17
Attempted sexual intercourse	1	0	4
Attempted oral or anal sex	0	1	3
Had sexual intercourse	1	3	7
Had oral sex	0	2	5
Had anal sex	0	0	0

**Table A.22.b. Year of Incidents Involving Male
Respondents as Victims.**

Incident Occurred in:	USAFA	USMA	USNA
2004	3	3	6
2003	6	8	9
2002	1	2	7
2001	1	1	0
2000 or earlier	1	0	2
Missing Data	0	2	2

**Table A.22.c. Class Year Status of Male
Respondents as Victims**

Class Rank of Respondent	USAFA	USMA	USNA
Cadet Basic Trainee	1	0	1
Freshman	3	7	10
Sophomore	4	3	6
Junior	2	2	6
Senior	1	2	1
Not specified	1	2	3

³ The respondents were instructed to check all behaviors that applied for each incident. Therefore, the number of behaviors indicated may exceed the total incidents listed

**Table A.22.d. Location of Incidents - Male
Respondents as Victims**

Location of Incident	USAFA	USMA	USNA
On Academy – in dorm/barracks	9	11	12
On Academy – not dorm/barracks	0	3	3
Off Academy - sponsored event	1	0	1
Off Academy - not sponsored event	2	1	6

**Table A.22.e. Offender Data - Male
Respondents as Victims**

Offender data	USAFA	USMA	USNA
Cadet/midshipman senior to respondent	0	3	3
Cadet/midshipman - same class or below	11	10	17
Military person NOT assigned Academy	0	1	0
Civilian person NOT assigned Academy	1	0	4
Unidentified person	0	1	0
Incidents involving multiple offenders	2	2	1

**Table A.22.f. Reporting to Authorities - Male
Respondents as Victims**

Reporting to Authorities	USAFA	USMA	USNA
Did not report incident to authorities	10	12	20
Experienced retaliation for reporting incident	0	1	0
Ostracized, harassed, or ridiculed by cadets/midshipmen not in chain of command	0	1	0
Ostracized, harassed, or ridiculed by cadets/midshipmen in chain of command	0	1	0
Ostracized, harassed, or ridiculed by academy staff or faculty	0	0	0

Table A.23. Female Respondents - Authorities Sexual Assaults Reported To

Authorities to which sexual assaults were reported	USAFA	USMA	USNA	Total
Officer/NCO chain of command (AOC, MTL, TAX, Co Officer, SEL)	12	15	12	39
Academy staff & faculty member not in chain of command	7	4	5	16
Academy hotline/helpline	6	0	0	6
Academy Response Team (ART) [N/A for USMA and USNA]	9	0	1	10
Person in cadet/midshipman chain of command	6	7	5	18
Peer resource (e.g., SAVI GUIDE, CASIE Rep)[N/A for USMA]	7	1	5	13
Academy Counseling or Development Center	8	6	6	20
SAVI Advocate/Coordinator [N/A for USMA and USAFA]			13	13
Off-Installation Counseling Center	0	1	1	2
Installation Medical Personnel	2	3	2	7
Off-Installation Medical Personnel	2	1	1	4
Criminal Investigative Organizations (i.e. AFOSI, CID, NCIS)	8	7	9	24
Security Forces, Military Police, or USNA Police	3	1	0	4
Academy Inspector General's Office [N/A for USNA]	0	1	0	1
Academy Chaplain/Clergy	8	5	5	18
Non-Installation Chaplain/Clergy	0	0	0	0
Civilian Law Enforcement Agency	1	0	0	1
Service or DoD Inspector General's Office or Hotline	0	0	0	0
No one – I did not report this incident	59	75	72	206
Other (please explain)⁴	8	12	5	25

⁴ Respondents indicated they told their boyfriends and “guy” friends about the incident.

Table A.24. Male Respondents - Authorities Sexual Assaults Reported To

Authorities to which sexual assaults were reported	USAFA	USMA	USNA	Total
Officer/NCO chain of command (AOC, MTL, TAX, Co Officer, SEL)	0	1	1	2
Academy staff & faculty member not in chain of command	0	1	0	1
Academy hotline/helpline	0	0	0	0
Academy Response Team (ART) [N/A for West Point and Naval Academy]	0	0	0	0
Person in cadet chain of command	0	1	0	1
Peer resource (e.g., SAVI GUIDE, CASIE Rep)[N/A for West Point]	1	0	0	1
Academy Counseling or Development Center	0	0	0	0
SAVI Advocate/Coordinator [N/A for West Point and USAFA]	0	0	1	1
Off-Installation Counseling Center	0	0	0	0
Installation Medical Personnel	0	0	1	1
Off-Installation Medical Personnel	0	0	0	0
Criminal Investigative Organizations (i.e. AFOSI, CID, NCIS)	0	0	1	1
Security Forces, Military Police, or USNA Police	0	0	0	0
Academy Inspector General's Office [N/A for Naval Academy]	0	0	0	0
Academy Chaplain/Clergy	1	0	1	2
Non-Installation Chaplain/Clergy	0	0	0	0
Civilian Law Enforcement Agency	0	0	1	1
Service or DoD Inspector General's Office or Hotline	0	0	0	0
No one – I did not report this incident	10	12	20	42
Other (please explain)	2	0	3	5

Table A.25. Written Comments to “Other” Questions by Academy and Gender

	USAFA		USMA		USNA		
Question	Female	Male	Female	Male	Female	Male	Total
16.p.	80	101	122	106	120	120	649
20.f.	7	2	14	1	11	5	40
20.i.	2	0	6	0	3	0	11
20.m.	7	2	13	4	12	3	41
20.n.	8	2	7	0	7	0	24
21.f.	0	0	1	0	2	0	3
21.i.	0	0	0	0	0	0	0
21.m.	3	0	1	0	5	0	9
21.n.	2	0	0	0	1	0	3
22.f.	1	0	0	0	0	0	1
22.i.	1	0	0	0	0	0	1
22.m.	2	0	0	0	1	0	3

Table A.26. Part V. Comments by Category, Academy and Gender

	USAFA		USMA		USNA		
Category	Female	Male	Female	Male	Female	Male	Total
Sexual Harassment Climate	58	51	116	96	108	45	474
Academy Leaders	37	72	49	45	19	36	258
Agenda for Change	91	80					
Sexual Assault Climate	26	32	31	44	57	86	276
Academy Culture/Climate	25	104	13	63	33	190	428
Honor Code	11	33	6	19	11	48	128
Gender segregation	19	13	12	8	22	7	81
Gender issues	4	35	9	28	90	124	290
Training	12	26	12	30	14	14	108
VWAP	7	3	6	10	18	2	46
Assess Potential Cadets	3	19	1	0	1	0	24
Alcohol	6	7	17	10	8	25	73
Other	88	149	64	51	77	187	616

Appendix B. Survey Proctor Statement

Introduction

Good morning/afternoon, my name is _____ and I am a representative of the Department of Defense Inspector General. Our office is conducting an evaluation of the policies and practices regarding sexual assault reporting, investigation, and related issues at the three Service Academies. In order for us to assess the climate and identify issues and areas that need attention, it is important for us to understand your views and experiences here at the Academy.

While the press and others may claim to know what is going on at the Academies, Secretary Rumsfeld, Senator Warner, and Inspector General Schmitz want to know directly from cadets and midshipmen what they think. This survey is your opportunity to help these senior leaders with straightforward feedback in an anonymous forum.

My purpose this morning/afternoon is to provide you general information about the survey and instructions on how to complete the survey. I will summarize the main points that you will later see in the survey introduction.

In accordance with the Inspector General Act of 1978, the Inspector General will use the information from this survey to help assess the way in which Academies handle sexual and harassment in general, and will make recommendations on the basis of that assessment to the Secretary of Defense and, as appropriate, to Congress and to the leadership of the three Military Departments.

You are part of a group of approximately 1700 male and female cadets/midshipmen participating in our survey at your Academy. The survey asks if you have experienced certain sexual behaviors that were without your consent and against your will, and about issues related to sexual assault, sexual harassment, and character development at your academy.

Most people will consider some survey questions to be very personal. We ask these questions to gain an understanding of your views and experiences regarding this sensitive subject, in order to identify any areas that need attention and make appropriate recommendations. Therefore, we ask that everyone answer all the questions on the survey that apply to them, and do so honestly and completely.

Your responses are anonymous. In order to preserve your anonymity, do not use any personal or unit names anywhere on this survey.

If you have any additional comments you would like to make after you answer the survey questions, we strongly encourage you to use the comment section at the end of the survey. Additionally, if you would like to speak to a representative from our

office, contact information will be provided to you on a separate handout as you leave the survey room.

SURVEY ACCESS AND INSTRUCTIONS

When you checked-in outside the briefing room, you drew a randomly generated access code that is required to access the survey. Only you know the access code you picked; the code cannot be associated with you. Additionally, I'd like to point out that we brought in the laptops you will be using, and they are directly connected to our server located in the same room; your responses cannot be monitored or traced to you.

Because this survey will be administered to the three Service Academies, you may see some terminology that you don't recognize, since it is specific to another military academy. In many instances where such items are listed, there is an annotation in brackets that identifies which Academies the response is NOT applicable to.

It should take approximately 20 to 30 minutes to complete this survey, depending on individual pace and the extent to which you choose to provide written comments. There are about 20 questions, some with sub-questions. You may not be asked all of the questions in numeric sequence since some questions are linked to the various responses you give.

If multiple answers seem appropriate to you, please choose the one that seems most accurate. Take care when clicking on your response to each question to ensure you have activated the check-box or radio button. We recommend you check your answers before proceeding to the next screen. While taking the survey, you can return to items already answered to modify your responses. Please note that to navigate through the survey, you must use the buttons provided at the bottom of each screen, and NOT the browser navigational tools. Also, do not hit the submit button at the end of the survey UNTIL you are satisfied with the responses and comments you provided. Once you click "Submit," you can't go back to change answers or provide more information.

In the survey room, you will find an instruction sheet with a list of acronyms next to each workstation. This was printed for your reference while you take the survey. Please leave that sheet behind for the next survey taker.

If you have questions while completing the survey, ask the proctor in the computer room.

Do you have any questions at this time? [Pause to see if there are questions]

Once again, your views are important to us and your responses count so please answer each question honestly and completely and on behalf of Inspector General Schmitz, thank you for helping us today.

[Please proceed to the door of this briefing room and you will be directed to the survey

Appendix C. Categories for Comment Analysis

Categories for written comments (Part V)

1. Sexual Harassment Climate
 - 1.1. Positive
 - 1.1.1. Cadets stop offensive behavior when confronted
 - 1.1.2. Sexual harassment climate improved
 - 1.1.3. Other
 - 1.2. Negative
 - 1.2.1. Female offensive behavior
 - 1.2.1.1. Jokes/comments
 - 1.2.1.2. Porn
 - 1.2.1.3. Touching
 - 1.2.1.4. Perception of dress/actions invite sexual harassment
 - 1.2.1.5. Other
 - 1.2.2. Male offensive behavior
 - 1.2.2.1. Jokes/comments
 - 1.2.2.2. Porn
 - 1.2.2.3. Touching
 - 1.2.2.4. Female cadets/midshipmen characterized as inferior to civilian female
 - 1.2.2.5. Other
 - 1.2.3. Cadets don't stop offensive behavior when confronted
 - 1.2.4. Sexual harassment climate not improved
 - 1.2.5. Not reported due to fear of reprisal
 - 1.2.6. Unreported due to peer pressure
 - 1.2.7. Tolerate violations
 - 1.2.8. Don't take it seriously
 - 1.2.9. Other
2. Academy Leaders
 - 2.1. Doing a good job
 - 2.2. Not doing a good job
 - 2.2.1. Distrust of leaders
 - 2.2.1.1. AOC/TAC/Co Officers
 - 2.2.1.2. MTL/SEL
 - 2.2.1.3. Commandant
 - 2.2.1.4. Superintendent
 - 2.2.1.5. Cadet chain of command
 - 2.2.1.6. Other
 - 2.3. Other
3. Agenda for Change

- 3.1.ART
 - 3.1.1. Positive relationship to command
 - 3.1.2. Negative relationship to command
 - 3.1.3. Other
- 3.2.Positive
 - 3.2.1. Other
- 3.3.Negative
 - 3.3.1. Horizontal surfaces
 - 3.3.2. Hypersensitivity to sexual assault
 - 3.3.3. Gender segregated training
 - 3.3.3.1. Positive
 - 3.3.3.2. Negative
 - 3.3.4. Gender relationships deteriorated
 - 3.3.5. Less challenging military training environment
 - 3.3.6. Removal of tradition
 - 3.3.7. Other
- 4. Sexual Assault Climate
 - 4.1.Alcohol consumption leads to sexual exploitation
 - 4.2.In a college environment, it's going to happen
 - 4.3.Unreported due to peer pressure
 - 4.4.Ostracize the victim
 - 4.4.1. Cadet
 - 4.4.2. Leadership
 - 4.4.3. Other
 - 4.5.Prevention
 - 4.5.1. Female dress/actions invite sexual assault
 - 4.5.2. Dorm configuration
 - 4.5.3. Don't put yourself in a compromising position
 - 4.5.4. Other
 - 4.6.Accused assumed guilty by virtue of being male
 - 4.7.Falsely accuse to get out of trouble
 - 4.8.Other
- 5. Academy Culture/Climate
 - 5.1.Morale
 - 5.1.1. Good
 - 5.1.2. Bad
 - 5.2.Favoritism
 - 5.2.1. Women
 - 5.2.1.1. Policies favor women
 - 5.2.1.2. Cadet position
 - 5.2.1.3. Amnesty
 - 5.2.1.4. No punishment for false allegations
 - 5.2.1.5. Other
 - 5.2.2. Men

- 5.2.2.1. Policies favor men
 - 5.2.2.2. Cadet position
 - 5.2.2.3. Amnesty
 - 5.2.2.4. No punishment for false allegations
 - 5.2.2.5. Other
 - 5.2.3. --Athletes get preferential treatment
 - 5.3.Honor Code
 - 5.3.1. Tolerating violations
 - 5.3.2. No tolerance of violations
 - 5.3.3. Inconsistent application
 - 5.3.4. Conflict with loyalties
 - 5.3.4.1. To institution
 - 5.3.4.2. To friends
 - 5.3.5. Other
 - 6. Gender segregation in the dorm
 - 6.1.Positive
 - 6.2.Negative
 - 7. Gender issues
 - 7.1.Gender biased standards
 - 7.2.Believe females shouldn't be at the academy
 - 7.3.Other
 - 8. Training
 - 8.1.Effective
 - 8.2.Ineffective
 - 8.3.Other
 - 9. Victim Assistance Programs
 - 9.1.Effective
 - 9.2.Ineffective
 - 9.3.Other
 - 10. Improve assessment process of potential cadets/midshipmen
 - 11. Alcohol
 - 11.1. Pervasive use
 - 11.2. Leads to poor decisions
 - 11.3. Underage
 - 11.4. Other
 - 12. Other
 - 12.1. "sexual harassment/assault does happen in my academy"
- "no comment" (capture the number of non-responses)

Appendix D.1 – USAFA Female Survey Results

ABBREVIATIONS:

AOC - Air Officer Commanding

AFOSI - Air Force Office of Special Investigations

BCT - Basic Cadet Training

CASIE - Cadets Advocating Sexual Integrity and Education

CID - US Army Criminal Investigation Command

Co. Officer - Company Officer

DoD - Department of Defense

MTL - Military Training Leader

NCIS - Naval Criminal Investigative Service

OIG - Office of the Inspector General

SAVI - Sexual Assault Victim Intervention

SEL - Senior Enlisted Leader

TAC - Tactical Officer

Part I

Demographics

1. What is your gender?

- (a) Male
- (b) Female

2. What is your class year?

2004	137
2005	156
2006	169
2007	190
Missing data	1
Total	653

3. Which Academy do you attend?

- (a) Air Force Academy
- (b) Naval Academy
- (c) Military Academy

Part II

Values

4. As a cadet/midshipman, which of the below listed values are most important to your professional life at your Academy? Indicate top three in order of importance.

	1st	2nd	3rd
Accountability	5	8	23
Achievement	16	20	23
Ambition	7	14	30
Commitment	28	41	65
Courage	13	19	30
Effectiveness	4	11	24
Efficiency	2	5	11
Excellence	32	77	113
Friendship	21	44	66
Honor	57	65	31
Integrity	234	149	48
Loyalty to Country	22	18	24
Money	0	0	3
Power	0	1	0
Respect	52	78	69
Selfless Service	25	75	55
Spiritual Faith	128	18	22
Tolerance	1	2	7
Missing Data	6	8	9
Total	653	653	653

5. Based on your experience, to what extent do you AGREE or DISAGREE with the following statements?

	Strongly Agree	Agree	No Opinion	Disagree	Strongly Disagree	Missing Data	Totals
5.1. Cadets/ midshipmen at my Academy adhere to the Honor Code/Concept, even if they know they won't get caught violating it	39	369	54	175	13	3	653
5.2. Cadets/midshipment adhere to significant Academy rules and regulations, even if they know they won't get caught violating them	25	294	67	227	34	6	653
5.3. Cadets/midshipmen hold other cadets/midshipmen accountable to the Honor Code/Concept	47	375	94	120	10	7	653
5.4. Honesty in all things is expected and reinforced at my Academy	170	379	46	32	2	24	653
5.5. I am morally obligated to abide by the oath I took to support and defend the Constitution of the United States, regardless of the consequences to me.	404	215	19	7	1	7	653
5.6. I have felt pressure from others at my academy to compromise moral standards because of loyalty to friends/peers	31	210	83	247	75	7	653
5.7. I have felt pressure from others at my academy to compromise moral standards in order to meet academic or training objectives	19	136	68	298	123	9	653
5.8. Circumstances determine whether it is right or wrong for a cadet/midshipman to compromise his or her moral standards	18	136	102	251	136	10	653

Question 5 Continued:

	Strongly Agree	Agree	No Opinion	Disagree	Strongly Disagree	Missing Data	Totals
5.9. I am committed to living by moral standards that exceed those of society at large.	350	266	24	4	0	9	653
5.10. As a cadet/midshipman, it is important for me to meet the same exemplary conduct and leadership standards required of a commissioned officer.	355	259	18	12	0	9	653
5.11. My commitment to living by exemplary conduct and leadership standards has been reinforced by attending the Academy.	239	289	60	52	3	10	653
5.12. I believe commitment to some form of ethical/spiritual/religious beliefs is important to an officer's character.	329	227	52	25	15	5	653
5.13 I am strongly committed to some form of ethical/spiritual/religious beliefs about what is right and wrong.	359	213	43	18	11	9	653
5.14. My experiences at the Academy have enhanced my commitment to my ethical/spiritual/religious beliefs.	225	221	83	84	30	10	653

6. To what extent do you AGREE or DISAGREE with the following statements? The following behaviors would disrupt good order and discipline at my Academy:

	Strongly Agree	Agree	No Opinion	Disagree	Strongly Disagree	Missing Data	Total
6.1. Violating the Honor Code/Concept	239	326	37	40	6	5	653
6.2. Not reporting Honor Code/Concept violations	132	278	113	107	15	8	653
6.3. Favoritism based on gender	348	258	15	13	13	6	653
6.4. Engaging in prohibited relationships/ fraternization	175	263	91	88	25	11	653
6.5. Cadets/ midshipmen dating each other at the same Academy	16	22	26	234	348	7	653
6.6 Consensual sex between cadets/midshipmen ON Academy grounds	77	134	122	195	119	6	653
6.7. Consensual sex between cadets/midshipmen OFF Academy grounds	16	44	58	219	308	8	653
6.8. Excessive use of alcohol/drunkenness	190	310	63	70	12	8	653
6.9. Illegal drug use, or the abuse of prescription drugs	432	177	12	8	15	9	653
6.10. Viewing pornography or other sexually graphic content (images or movies)	221	191	112	80	38	11	653

Part III -

Academy Climate

7. To what extent do you AGREE or DISAGREE with the following statements about how men and women are treated at your academy?

	Strongly Agree	Agree	No Opinion	Disagree	Strongly Disagree	Missing Data	Total
(a) Men receive more favorable treatment OVERALL.	29	141	127	305	45	6	653
(b) Women receive more favorable treatment OVERALL.	5	48	134	394	62	10	653
(c) Men and women are treated fairly OVERALL.	67	327	92	138	22	7	653

8. Do you AGREE or DISAGREE with the following statement? Cadets/Midshipmen dormitory/barracks areas should be physically separated (i.e., different floors or buildings) by gender.

Agree	No Opinion	Disagree	Missing Data	Total
12	13	617	11	653

9. Do you understand the following?

9.1. The difference between sexual harassment and sexual assault.

9.2. How to avoid situations that might increase the risk of sexual assault.

9.3. How to report sexual assaults.

9.4. How to obtain medical care following a sexual assault.

9.5. How to obtain counseling following a sexual assault.

9.6. The services that your Academy's legal office can provide to a victim in response to sexual assault.

9.7. The general responsibilities of law enforcement and criminal investigative agencies in response to sexual assaults.

9.8. The role of the chain of command in handling sexual assaults.

9.9. Where to go if I need additional information on the areas above.

Yes	No	Not Sure	Missing Data	Total
639	1	9	4	653
643	1	5	4	653
606	13	28	6	653
602	7	36	8	653
620	9	19	5	653
520	51	75	7	653
565	29	53	6	653
522	48	76	7	653
582	21	39	11	653

10. At your Academy, to what extent do you think current cadet/midshipmen leaders _____?

	Very large extent	Large extent	Moderate extent	Small Extent	Not at all	No Basis to Judge	Missing Data	Total
10.1. Demonstrate good examples of sound moral character	83	329	195	36	2	3	5	653
10.2 Hold others accountable for their conduct	77	257	226	75	7	3	8	653
10.3 Promote and safeguard the welfare of subordinates	107	315	161	49	9	3	9	653
10.4. Create a climate in which sexual HARASSMENT is not tolerated	140	259	160	74	12	3	5	653
10.5. Create a climate in which cadets/midshipmen are encouraged to report sexual HARASSMENT	125	229	149	104	31	6	9	653
10.6. Create a climate in which sexual ASSAULT is not tolerated	255	274	80	28	5	5	6	653
10.7. Create a climate in which cadets/midshipmen are encouraged to report a sexual ASSAULT	211	262	103	38	20	8	11	653
10.8. Ensure those who have reported sexual harassment/assault are treated with dignity and respect	121	208	165	48	32	71	8	653
10.9. Provide an appropriate level of privacy to those who have experienced sexual ASSAULT	112	196	147	54	28	97	19	653

11. At your Academy, to what extent do you think current commissioned officers directly in charge of your unit (TAC, AOC, Co Officers) _____?

	Very large extent	Large extent	Moderate extent	Small Extent	Not at all	No Basis to Judge	Missing Data	Total
11.1 Demonstrate good examples of sound moral character	195	278	118	43	11	3	5	653
11. 2 Hold others accountable for their conduct	240	280	90	23	7	2	11	653
11.3 Promote and safeguard the welfare of subordinates	241	237	102	51	11	4	7	653
11.4. Create a climate in which sexual HARASSMENT is not tolerated	281	238	81	25	9	6	13	653
11.5 Create a climate in which cadets/midshipmen are encouraged to report sexual	266	239	83	27	13	15	10	653
11.6 Create a climate in which sexual ASSAULT is not tolerated	327	235	56	14	8	8	5	653
11.7 Create a climate in which cadets/midshipmen are encouraged to report a sexual ASSAULT	301	229	56	27	14	13	13	653
11.8 Ensure those who have reported sexual harassment/assault are treated with dignity and respect	239	207	84	28	13	75	7	653

Question 11. Continued:

	Very large extent	Large extent	Moderate extent	Small Extent	Not at all	No Basis to Judge	Missing Data	Total
11.9 Provide an appropriate level of privacy to those who have experienced sexual ASSAULT	223	191	82	34	18	91	14	653
11.10. Provide adequate information to cadets/midshipmen about policies, procedures, and consequences of sexual ASSAULT	249	235	88	31	12	24	14	653

12. At your Academy, to what extent do you think the current Academy Senior Leadership (Superintendent, Commandant, Vice/Deputy Commandant, Dean) _____?

	Very large extent	Large extent	Moderate extent	Small Extent	Not at all	No Basis to Judge	Missing Data	Total
12.1 Demonstrate good examples of sound moral character	352	230	51	10	3	3	4	653
12.2 Hold cadets/midshipmen accountable for their conduct	375	225	34	3	6	4	6	653
12.3 Promote and safeguard the welfare of subordinates	336	213	67	18	6	5	8	653
12.4 Treat subordinate cadets/midshipmen fairly regardless of gender	300	215	81	22	14	12	9	653
12.5 Create a climate in which sexual HARASSMENT is not tolerated	399	183	48	14	2	1	6	653
12.6 Create a climate in which sexual ASSAULT is not tolerated	429	169	35	10	1	2	7	653

13. At your Academy, to what extent do you think the current academic faculty _____?

	Very large extent	Large extent	Moderate extent	Small Extent	Not at all	No Basis to Judge	Missing Data	Total
13.1 Demonstrate good examples of sound moral character	254	321	72	2	0	2	2	653
13.2 Should cadets/midshipmen accountable for their conduct	242	300	92	13	1	1	4	653
13.3 Promote and safeguard the welfare of subordinates	244	300	80	8	1	8	12	653
13.4 Treat subordinate cadets/midshipmen fairly regardless of gender	248	287	86	19	0	3	10	653
13.5 Create a climate in which sexual HARASSMENT is not tolerated	278	265	69	13	4	18	6	653
13.6 Create a climate in which sexual assault is not tolerated	314	245	45	4	2	24	19	653

14. Based on the behavior you have observed, to what extent are cadets/midshipmen at your Academy willing to _____?

	Very large extent	Large extent	Moderate extent	Small Extent	Not at all	No Basis to Judge	Missing Data	Total
14.1 CONFRONT other cadets/midshipmen who engage in sexual HARASSMENT, including inappropriate comments and actions	69	176	202	140	36	25	5	653
14.2 REPORT other cadets/midshipment who continue to engage in sexual HARASSMENT after having been previously confronted	69	151	199	143	42	45	4	653
14.3 REPORT other cadets/midshipmen who commit sexual ASSAULT	159	193	137	79	25	56	4	653

15. To what extent do you think cadets/midshipmen at your Academy _____?

	Very large extent	Large extent	Moderate extent	Small Extent	Not at all	No basis to judge	Missing Data	Total
15.1 Allow personal loyalties to affect reporting of sexual ASSAULT	47	139	160	168	61	74	4	653
15.2 Do NOT report sexual ASSAULT out of concern they or others will be punished for infractions, such as fraternization or underage drinking	75	140	164	145	50	72	7	653
15.3 Consider fraudulent reporting of sexual ASSAULT incidents to be a problem at the Academy	93	139	159	120	65	67	10	653

16. Would you be willing to report a personal experience of sexual assault to the following individuals/agencies?

	Yes	No	Uncertain	Service Not Available	Missing Data	Total
(a) Officer/NCO Chain of command member (ie. AOC, MTL, TAC, Co Officer, SEL)	371	156	120	0	6	653
(b) Faculty member, coaches, or Academy staff not in chain of command	466	90	91	0	6	653
(c) Academy hotline/helpline	395	153	97	2	6	653
(d) Person in cadet/midshipman chain of command	308	216	123	0	6	653
(e) Peer resource (eg. SAVI GUIDE, CASIE Rep) [N/A for West Point]	429	141	76	2	5	653
(f) Academy Counseling or Development Center	388	160	100	0	5	653
(g) Installation Medical Personnel	472	103	71	0	7	653
(h) Criminal investigative organizations (i.e., AFOSI, CID, NCIS)	359	165	71	0	58	653
(i) Security Forces, Military Police or USNA Police	323	191	132	0	7	653
(j) Academy Inspector General Office [N/A for Naval Academy]	260	207	173	6	7	653
(k) Academy Chaplain/Clergy	507	87	54	0	5	653
(l) Academy Response Team (ART) [N/A for West Point and Naval Academy]	372	144	124	5	8	653
(m) SAVI Advocate/Coordinator [N/A for West Point and USAFA]	93	69	42	357	92	653
(n) Service Inspector General's office or hotline	200	250	191	3	9	653
(o) DoD Inspector General's office or DoD IG Hotline	211	247	185	2	8	653
(p) Other (please explain)	83	120	97	81	272	653

17. In this question, you will be asked about sexual talk and/or behaviors that were both UNINVITED AND UNWANTED, and in which you did not participate willingly. SINCE JUNE OF 2003, how frequently have you been in situations where persons assigned to your Academy (cadets/midshipmen and/or other military or civilian personnel working at your Academy)_____?

	Never	Once or twice	Several times	Often	Very often	Missing Data	Total
17.1 Repeatedly told stories or jokes of a sexual nature that were offensive to you	225	262	100	41	22	3	653
17.2 Made unwelcome attempts to draw you into a discussion of sexual matters (for example, attempted to discuss or comment on your sex life)	354	184	73	25	8	9	653
17.3 Made offensive remarks about your appearance, body, or sexual activities	354	177	80	26	13	3	653
17.4 Made gestures or used body language of a sexual nature that embarrassed or offended you	385	172	61	19	7	9	653
17.5 Made unwanted attempts to establish a romantic sexual relationship with you despite your efforts to discourage it	484	111	32	15	4	7	653
17.6 Continued to ask you for dates, drinks, dinner, etc, even though you said "No"	509	87	33	9	8	7	653
17.7 Made you feel like you were being bribed with some sort of reward or special treatment to engage in sexual behavior	618	17	6	3	1	8	653
17.8 Made you feel threatened with some sort of retaliation for not being sexually cooperative (for example, by mentioning an upcoming review or evaluation)	632	10	1	2	2	6	653
17.9 Touched you in a way that made you feel uncomfortable	91	528	17	7	3	7	653
17.10 Treated you badly for refusing to have sex	614	26	3	1	2	7	653
17.11 Implied better assignments or better treatment if you were sexually cooperative	631	8	0	1	1	12	653

18. How many of the behaviors listed above that YOU MARKED AS HAPPENING TO YOU do you consider to have been sexual harassment?

(a) None were sexual harassment	244
(b) Some were sexual harassment	175
(c) Most were sexual harassment	52
(d) All were sexual harassment	49
(e) Does not apply (I marked "NEVER" in every item in question #17)	128
Missing Data	5
Total	653

Part IV

Personal Experiences

The remaining questions apply to your total time at the Academy (EXCLUDING Prep School)

19. SINCE BECOMING A CADET/MIDSHIPMAN, has someone done any of the following to you WITHOUT YOUR CONSENT AND AGAINST YOUR WILL?

Touched, stroked, or fondled your private parts

Physically attempted to have sexual intercourse with you, but was not successful

Physically attempted to have oral or anal sex with you, but was not successful

Had sexual intercourse with you?

Had oral sex with you?

Had anal sex with you?

Yes	79
No	571
Missing Data	3
Totals	653

20-23. If you answered Yes to Question 19, please describe up to four such incidents, focusing on those you consider to be the most severe incidents.

20-23 A. When did this incident occur? [calendar year, semester and your status/rank(BCT or Plebe Summer/freshman/sophomore/junior/senior)] (Note: if you selected summer "semester," it assumes that graduation has occurred and you have risen to the next rank)

Year	Incident			
	First	Second	Third	Total
2000	4	1	1	6
2001	13	2	1	16
2002	19	2	0	21
2003	24	3	0	27
2004	8	2	0	10
1999	1	0	0	1
Unknown	10	1	0	11
Total	79	11	2	92

Semester	Incident			
	First	Second	Third	Total
Fall	31	1	1	33
Spring	30	4	1	35
Summer	8	4	0	12
Unknown	10	2	0	12
Total	79	11	2	92

Status	Incident			
	First	Second	Third	Total
Freshman	37	1	2	40
Sophomore	25	3	0	28
Junior	6	4	0	10
Senior	1	1	0	2
Unknown	10	2	0	12
Total	79	11	2	92

20-23 B. What did the offender do to you? (Check all that apply)

Touched, stroked, or fondled your private parts?
 Physically attempted to have sexual intercourse with you, but was not successful?
 Physically attempted to have oral or anal sex with you, but was not successful?
 Had sexual intercourse with you?
 Had oral sex with you?
 Had anal sex with you?

Incident		
First	Second	Third
46	7	1
22	7	1
4	1	0
21	1	1
5	1	0
2	1	0

20-23 C. Where did the incident take place?

On installation in dorm/barracks
 On installation , NOT in dorm/barracks
 Off installation at an Academy-sponsored event
 Off installation and NOT at an Academy-sponsored
 Missing Data
 Total

Incident			Total
First	Second	Third	
38	6	1	45
10	1	0	11
2	2	0	4
23	2	1	26
6	0	0	6
79	11	2	92

20-23 D. Did the incident involve MULTIPLE offenders?

Yes
 No
 I don't know
 Missing Data
 Total

Incident			
First	Second	Third	Total
8	1	1	10
64	10	1	75
1	0	0	1
6	0	0	6
79	11	2	92

20-23 E. Who was the offender(s)? (Check all that apply)

Cadet/midshipman who was senior to me
 Cadet/midshipman who was in same class as me or below
 Military faculty or staff member
 Civilian faculty or staff member
 Military person NOT assigned to your academy
 Civilian person NOT assigned to your academy
 Unidentified person
 Missing Data
 Totals

Incident		
First	Second	Third
29	5	2
36	4	0
0	0	0
0	0	0
1	1	0
5	1	0
4	0	0
4	0	0
79	11	2

20-23 F. To which authorities, if any, was this incident reported? (Check all that apply)

	Incident		
	First	Second	Third
Officer/NCO chain of command (AOC, MTL, TAC, Co. Officer, SEL)	11	1	0
Academy staff & faculty member not in chain of command	7	0	0
Academy hotline/helpline	6	0	0
Academy Response Team (ART) [N/A for USMA and USNA]	9	0	0
Person in cadet/midshipman chain of command	6	0	0
Peer resource (SAVI GUIDE, CASIE Rep) [N/A for USMA]	7	0	0
Academy Counseling or Development Center	8	0	0
SAVI Advocate/Coordinator [N/A for USMA and USAFA]	0	0	0
Off-Installation Counseling Center	0	0	0
Installation Medical Personnel	2	1	0
Off-Installation Medical Personnel	1	0	0
Criminal investigative organizations (AFOSI, CID, NCIS)	8	0	0
Security Forces, Military Police, or USNA Police	3	0	0
Academy Inspector General's Office [N/A for USNA]	0	0	0
Academy Chaplain/Clergy	8	0	0
Non-Installation Chaplain/Clergy	0	0	0
Civilian Law Enforcement Agency	1	0	0
Service or DoD Inspector General's office or Hotline	0	0	0
No one - I did not report this incident	51	7	0
Other (please explain below)	6	1	1

20-23 G. Did anyone in a POSITION OF AUTHORITY retaliate against you for reporting this incident (such as unwarranted punishment, demotion, or withholding a favorable duty position?)

	Incident			Total
	First	Second	Third	
Yes	4	0	1	5
No	17	2	0	19
Don't know or not sure	1	1	0	2
Missing Data	57	8	1	66
Totals	79	11	2	92

20-23 H. Please indicate who retaliated against you (Check all that apply)

	Incident		
	First	Second	Third
Cadet/midshipman in my chain of command	1	0	1
Upperclassmen NOT in my chain of command	2	0	1
Commissioned Officer in my chain of command	1	0	1
Other Academy staff or faculty	1	0	0
Service officials outside your Academy	0	0	0

20-23 I. Please indicate if you experienced any of the following OTHER repercussions for reporting this incident? (Check all that apply)

	Incident		
	First	Second	Third
Ostracism, harassment, or ridicule from other cadets/midshipmen NOT in chain of command?	11	1	1
Ostracism, harassment, or ridicule from other cadets/midshipmen NOT in chain of command?	3	1	1
Ostracism, harassment, or ridicule from Academy staff or faculty members	0	0	0
Other significant repercussions (Please specify below)	1	0	1
No, I did not experience other repercussions.	10	2	0
Total	25	4	3

20-23 J. Did a military criminal investigative organization (AFOSI, CID or NCIS) or a civilian law enforcement agency conduct a criminal investigation?

	Incident			Total
	First	Second	Third	
Yes	10	0	0	10
No	10	3	1	14
I don't know	2	0	0	2
Missing Data	57	8	1	66
Total	79	11	2	92

20-23 K. Why wasn't a criminal investigation conducted?

	Incident			Total
	First	Second	Third	
The incident was not reported to LAW ENFORCEMENT officials	8	3	0	11
I declined to cooperate with an investigation	2	0	0	2
I don't know	0	0	1	1
Missing Data	69	8	1	78
Total	79	11	2	92

20-23 L. Were you informed of the final disposition of this matter?

	Incident			Total
	First	Second	Third	
Yes	8	0	0	8
No, I was not informed	1	0	1	2
N/A - Offender was never identified.	0	0	0	0
N/A - Not yet resolved (ie. On-going investigation or legal proceedings)	3	0	0	3
Missing Data	67	11	1	79
Total	79	11	2	92

20-23 M. If you did not report this incident to MILITARY OR ACADEMY AUTHORITIES, please indicate the reasons that were the MOST IMPORTANT to you when you decided NOT to report? (Check all that apply)

	Incident		
	First	Second	Third
(a) Does not apply, I reported it	2	0	0
(b) It was not serious enough to report	21	3	0
(c) I handled it myself	31	2	0
(d) I thought I would be labeled a trouble maker	7	2	0
(e) I thought nothing would be done	9	4	0
(f) Threatened with some form of retaliation	3	1	1
(g) not threatened with retaliation, but feared some form of retaliation	6	3	0
(h) Feared ostracism, harassment, or ridicule by peers	12	5	1
(I) Feared loss of friends	7	4	1
(j) Feared I or others would be punished for infractions/violations (such as underage drinking)	12	2	1
(k) Feared public disclosure of the assault	12	3	0
(l) Feared my parents/family would find out	8	2	2
(m) Pressured by someone in position of authority	1	1	0
(n) Feared that my boyfriend/girlfriend would find out	1	1	0
(o) Shame/embarrassment	25	4	1
(p) Feared other repercussions	8	2	0
(q) Feared people would not believe me	12	4	0
(r) Not aware of reporting procedures	5	0	0
(s) I thought I could deal with it myself	28	6	1
(t) Other (Explain below)	5	1	1

20N. How satisfied were you with how the following individuals/agencies handled this incident?

	Incident	Very Satisfied	Satisfied	Dissatisfied	Very Dissatisfied	N/A or I did not use resource	Missing Data	Total
Investigative agencies (OSI/ CID/NCIS)	First	4	1	2	6	59	7	79
	Second	0	0	0	1	9	1	11
	Third	0	0	0	0	1	1	2
Military lawyers handling your case	First	2	3	4	2	60	8	79
	Second	0	0	0	1	9	1	11
	Third	0	0	0	0	1	1	2
Victim Witness Assistance	First	4	3	0	1	63	8	79
	Second	0	0	0	1	9	1	11
	Third	0	0	0	0	1	1	2
SAVI Advocate/Coordinator or Academy Response Team (ARTA) [N/A	First	3	5	1	2	60	8	79
	Second	0	0	0	1	9	1	11
	Third	0	0	0	0	2	0	2
Academy Counseling or Development Center	First	7	4	1	3	57	7	79
	Second	0	0	0	1	9	1	11
	Third	0	0	0	0	2	0	2
Peer Resource (CASIE Rep/SAVI GUIDE) [N/A for West Point]	First	4	3	0	2	63	7	79
	Second	0	0	0	1	9	1	11
	Third	0	0	0	0	2	0	2
Chain of Command	First	3	4	2	5	56	9	79
	Second	0	0	1	1	8	1	11
	Third	0	0	0	0	2	0	2

20-23 N. If you were NOT satisfied with any of the above, please explain why

Do you have another incident to describe?

Yes

X

No

Part V

Written Comments

Appendix D.2 – USAFA Male Survey Results

ABBREVIATIONS:

AOC - Air Officer Commanding
AFOSI - Air Force Office of Special Investigations
BCT - Basic Cadet Training
CASIE - Cadets Advocating Sexual Integrity and Education
CID - US Army Criminal Investigation Command
Co. Officer - Company Officer
DoD - Department of Defense
MTL - Military Training Leader
NCIS - Naval Criminal Investigative Service
OIG - Office of the Inspector General
SAVI - Sexual Assault Victim Intervention
SEL - Senior Enlisted Leader
TAC - Tactical Officer

Part I

Demographics

1. What is your gender?

- (a) Male
- (b) Female

2. What is your class year?

2004	246
2005	231
2006	244
2007	268
Missing data	3
Total	992

3. Which Academy do you attend?

- (a) Air Force Academy
- (b) Naval Academy
- (c) Military Academy

Part II

Values

4. As a cadet/midshipman, which of the below listed values are most important to your professional life at your Academy? Indicate top three in order of importance.

	1st	2nd	3rd
Accountability	5	17	17
Achievement	5	33	46
Ambition	5	16	41
Commitment	5	50	67
Courage	5	55	74
Effectiveness	5	19	33
Efficiency	5	13	22
Excellence	5	60	192
Friendship	42	91	83
Honor	126	137	65
Integrity	342	182	65
Loyalty to Country	53	63	71
Money	1	8	8
Power	4	4	4
Respect	52	77	85
Selfless Service	20	134	69
Spiritual Faith	173	23	26
Tolerance	2	2	11
Missing Data	3	8	13
Total	858	992	992

5. Based on your experience, to what extent do you AGREE or DISAGREE with the following statements?

	Strongly Agree	Agree	No Opinion	Disagree	Strongly Disagree	Missing Data	Totals
5.1. Cadets/ midshipmen at my Academy adhere to the Honor Code/Concept, even if they know they won't get caught violating it	95	588	98	184	23	4	992
5.2. Cadets/midshipment adhere to significant Academy rules and regulations, even if they know they won't get caught violating them	63	465	137	270	51	6	992
5.3. Cadets/midshipmen hold other cadets/midshipmen accountable to the Honor Code/Concept	101	540	157	165	23	6	992
5.4. Honesty in all things is expected and reinforced at my Academy	334	503	57	62	9	7	972
5.5. I am morally obligated to abide by the oath I took to support and defend the Constitution of the United States, regardless of the consequences to me.	700	256	19	6	3	8	992
5.6. I have felt pressure from others at my academy to compromise moral standards because of loyalty to friends/peers	64	250	133	391	150	4	992
5.7. I have felt pressure from others at my academy to compromise moral standards in order to meet academic or training objectives	41	169	115	432	222	13	992
5.8. Circumstances determine whether it is right or wrong for a cadet/midshipman to compromise his or her moral standards	36	192	162	343	250	9	992

Question 5 Continued:

	Strongly Agree	Agree	No Opinion	Disagree	Strongly Disagree	Missing Data	Totals
5.9. I am committed to living by moral standards that exceed those of society at large.	514	409	49	7	5	8	992
5.10. As a cadet/midshipman, it is important for me to meet the same exemplary conduct and leadership standards required of a commissioned officer.	508	383	58	32	5	6	992
5.11. My commitment to living by exemplary conduct and leadership standards has been reinforced by attending the Academy.	330	435	90	102	25	10	992
5.12. I believe commitment to some form of ethical/spiritual/religious beliefs is important to an officer's character.	481	319	90	52	37	13	992
5.13 I am strongly committed to some form of ethical/spiritual/religious beliefs about what is right and wrong.	527	337	80	25	17	6	992
5.14. My experiences at the Academy have enhanced my commitment to my ethical/spiritual/religious beliefs.	276	302	189	153	63	9	992

6. To what extent do you AGREE or DISAGREE with the following statements? The following behaviors would disrupt good order and discipline at my Academy:

	Strongly Agree	Agree	No Opinion	Disagree	Strongly Disagree	Missing Data	Total
6.1. Violating the Honor Code/Concept	422	408	67	74	16	5	992
6.2. Not reporting Honor Code/Concept violations	228	382	179	164	33	6	992
6.3. Favoritism based on gender	560	341	43	25	14	9	992
6.4. Engaging in prohibited relationships/ fraternization	270	375	146	144	51	6	992
6.5. Cadets/ midshipmen dating each other at the same Academy	43	80	96	400	368	5	992
6.6 Consensual sex between cadets/midshipmen ON Academy grounds	129	190	127	319	222	5	992
6.7. Consensual sex between cadets/midshipmen OFF Academy grounds	43	63	86	315	480	5	992
6.8. Excessive use of alcohol/drunkenness	291	397	138	110	51	5	992
6.9. Illegal drug use, or the abuse of prescription drugs	703	209	30	16	23	11	992
6.10. Viewing pornography or other sexually graphic content (images or movies)	113	179	206	322	167	5	992

Part III -

Academy Climate

7. To what extent do you AGREE or DISAGREE with the following statements about how men and women are treated at your academy?

	Strongly Agree	Agree	No Opinion	Disagree	Strongly Disagree	Missing Data	Total
(a) Men receive more favorable treatment OVERALL.	4	26	148	536	272	6	992
(b) Women receive more favorable treatment OVERALL.	163	338	156	265	62	8	992
(c) Men and women are treated fairly OVERALL.	97	394	141	263	86	11	992

8. Do you AGREE or DISAGREE with the following statement? Cadets/Midshipmen dormitory/barracks areas should be physically separated (i.e., different floors or buildings) by gender.

Agree	No Opinion	Disagree	Missing Data	Total
84	63	841	4	992

9. Do you understand the following?

9.1. The difference between sexual harassment and sexual assault.

9.2. How to avoid situations that might increase the risk of sexual assault.

9.3. How to report sexual assaults.

9.4. How to obtain medical care following a sexual assault.

9.5. How to obtain counseling following a sexual assault.

9.6. The services that your Academy's legal office can provide to a victim in response to sexual assault.

9.7. The general responsibilities of law enforcement and criminal investigative agencies in response to sexual assaults.

9.8. The role of the chain of command in handling sexual assaults.

9.9. Where to go if I need additional information on the areas above.

Yes	No	Not Sure	Missing Data	Total
964	6	17	5	992
977	3	5	7	992
926	18	42	6	992
893	35	56	8	992
926	32	28	6	992
810	78	95	9	992
855	54	77	6	992
800	81	100	11	992
891	37	50	14	992

10. At your Academy, to what extent do you think current cadet/midshipmen leaders _____?

	Very large extent	Large extent	Moderate extent	Small Extent	Not at all	No Basis to Judge	Missing Data	Total
10.1. Demonstrate good examples of sound moral character	132	501	273	61	13	7	5	992
10.2 Hold others accountable for their conduct	118	427	313	104	16	7	7	992
10.3 Promote and safeguard the welfare of subordinates	170	421	243	109	31	8	10	992
10.4. Create a climate in which sexual HARASSMENT is not tolerated	322	400	181	54	16	13	6	992
10.5. Create a climate in which cadets/midshipmen are encouraged to report sexual HARASSMENT	287	378	202	71	22	22	10	992
10.6. Create a climate in which sexual ASSAULT is not tolerated	547	334	71	15	7	12	6	992
10.7. Create a climate in which cadets/midshipmen are encouraged to report a sexual ASSAULT	434	359	124	37	10	21	7	992
10.8. Ensure those who have reported sexual harassment/assault are treated with dignity and respect	328	356	125	39	15	120	9	992
10.9. Provide an appropriate level of privacy to those who have experienced sexual ASSAULT	318	346	121	30	25	142	10	992

11. At your Academy, to what extent do you think current commissioned officers directly in charge of your unit (TAC, AOC, Co Officers) _____?

	Very large extent	Large extent	Moderate extent	Small Extent	Not at all	No Basis to Judge	Missing Data	Total
11.1 Demonstrate good examples of sound moral character	324	391	161	75	31	5	5	992
11. 2 Hold others accountable for their conduct	427	396	110	33	16	3	7	992
11.3 Promote and safeguard the welfare of subordinates	353	361	140	82	40	3	13	992
11.4. Create a climate in which sexual HARASSMENT is not tolerated	507	353	83	20	9	11	9	992
11.5 Create a climate in which cadets/midshipmen are encouraged to report sexual	465	357	109	18	12	19	12	992
11.6 Create a climate in which sexual ASSAULT is not tolerated	585	286	67	12	7	16	19	992
11.7 Create a climate in which cadets/midshipmen are encouraged to report a sexual ASSAULT	529	317	79	20	11	23	13	992
11.8 Ensure those who have reported sexual harassment/assault are treated with dignity and respect	467	303	82	24	13	95	8	992

Question 11. Continued:

	Very large extent	Large extent	Moderate extent	Small Extent	Not at all	No Basis to Judge	Missing Data	Total
11.9 Provide an appropriate level of privacy to those who have experienced sexual ASSAULT	450	288	78	25	17	121	13	992
11.10. Provide adequate information to cadets/midshipmen about policies, procedures, and consequences of sexual ASSAULT	458	331	107	27	11	43	15	992

12. At your Academy, to what extent do you think the current Academy Senior Leadership (Superintendent, Commandant, Vice/Deputy Commandant, Dean) _____?

	Very large extent	Large extent	Moderate extent	Small Extent	Not at all	No Basis to Judge	Missing Data	Total
12.1 Demonstrate good examples of sound moral character	537	298	87	33	23	10	4	992
12.2 Hold cadets/midshipmen accountable for their conduct	619	280	58	11	14	4	6	992
12.3 Promote and safeguard the welfare of subordinates	495	300	90	51	31	8	17	992
12.4 Treat subordinate cadets/midshipmen fairly regardless of gender	420	256	126	82	74	22	12	992
12.5 Create a climate in which sexual HARASSMENT is not tolerated	686	229	41	10	8	9	9	992
12.6 Create a climate in which sexual ASSAULT is not tolerated	720	211	30	8	7	9	7	992

13. At your Academy, to what extent do you think the current academic faculty _____?

	Very large extent	Large extent	Moderate extent	Small Extent	Not at all	No Basis to Judge	Missing Data	Total
13.1 Demonstrate good examples of sound moral character	381	501	91	8	0	6	5	992
13.2 Should cadets/midshipmen accountable for their conduct	364	471	120	20	0	5	12	992
13.3 Promote and safeguard the welfare of subordinates	379	432	123	25	4	15	14	992
13.4 Treat subordinate cadets/midshipmen fairly regardless of gender	399	371	146	42	18	7	9	992
13.5 Create a climate in which sexual HARASSMENT is not tolerated	497	383	72	8	0	25	7	992
13.6 Create a climate in which sexual assault is not tolerated	553	338	54	5	0	28	14	992

14. Based on the behavior you have observed, to what extent are cadets/midshipmen at your Academy willing to _____?

	Very large extent	Large extent	Moderate extent	Small Extent	Not at all	No Basis to Judge	Missing Data	Total
14.1 CONFRONT other cadets/midshipmen who engage in sexual HARASSMENT, including inappropriate comments and actions	189	317	276	133	24	48	5	992
14.2 REPORT other cadets/midshipment who continue to engage in sexual HARASSMENT after having been previously confronted	203	312	227	141	21	82	6	992
14.3 REPORT other cadets/midshipmen who commit sexual ASSAULT	431	296	114	47	8	90	6	992

15. To what extent do you think cadets/midshipmen at your Academy _____?

	Very large extent	Large extent	Moderate extent	Small Extent	Not at all	No basis to judge	Missing Data	Total
15.1 Allow personal loyalties to affect reporting of sexual ASSAULT	41	135	216	322	158	114	6	992
15.2 Do NOT report sexual ASSAULT out of concern they or others will be punished for infractions, such as fraternization or underage drinking	57	148	212	271	164	131	9	992
15.3 Consider fraudulent reporting of sexual ASSAULT incidents to be a problem at the Academy	221	234	204	145	104	78	6	992

16. Would you be willing to report a personal experience of sexual assault to the following individuals/agencies?

	Yes	No	Uncertain	Service Not Available	Missing Data	Total
(a) Officer/NCO Chain of command member (ie. AOC, MTL, TAC, Co Officer, SEL)	709	150	126	0	7	992
(b) Faculty member, coaches, or Academy staff not in chain of command	695	161	126	2	8	992
(c) Academy hotline/helpline	729	132	121	0	10	992
(d) Person in cadet/midshipman chain of command	534	260	187	1	10	992
(e) Peer resource (eg. SAVI GUIDE, CASIE Rep) [N/A for USMA]	708	160	114	2	8	992
(f) Academy Counseling or Development Center	683	152	148	0	9	992
(g) Installation Medical Personnel	789	91	103	0	9	992
(h) Criminal investigative organizations (ie. AFOSI, CID, NCIS)	702	143	137	2	8	992
(i) Security Forces, Military Police or USNA Police	642	183	157	1	9	992
(j) Academy Inspector General Office [N/A for USNA]	575	197	203	7	10	992
(k) Academy Chaplain/Clergy	835	86	60	0	11	992
(l) Academy Response Team (ART) [N/A for USMA and USNA]	663	161	147	10	11	992
(m) SAVI Advocate/Coordinator [N/A for USMA and USAFA]	208	77	75	517	115	992
(n) Service Inspector General's office or hotline	471	252	255	1	13	992
(o) DoD Inspector General's office or DoD IG Hotline	472	265	243	1	11	992
(p) Other (please explain)	115	152	164	170	391	992

17. In this question, you will be asked about sexual talk and/or behaviors that were both UNINVITED AND UNWANTED, and in which you did not participate willingly. SINCE JUNE OF 2003, how frequently have you been in situations where persons assigned to your Academy (cadets/midshipmen and/or other military or civilian personnel working at your Academy)_____?

	Never	Once or twice	Several times	Often	Very often	Missing Data	Total
17.1 Repeatedly told stories or jokes of a sexual nature that were offensive to you	628	233	76	36	14	5	992
17.2 Made unwelcome attempts to draw you into a discussion of sexual matters (for example, attempted to discuss or comment on your sex life)	754	161	47	18	5	7	992
17.3 Made offensive remarks about your appearance, body, or sexual activities	800	127	38	17	4	6	992
17.4 Made gestures or used body language of a sexual nature that embarrassed or offended you	798	141	30	10	2	11	992
17.5 Made unwanted attempts to establish a romantic sexual relationship with you despite your efforts to discourage it	935	37	7	1	3	9	992
17.6 Continued to ask you for dates, drinks, dinner, etc, even though you said "No"	956	24	2	0	4	6	992
17.7 Made you feel like you were being bribed with some sort of reward or special treatment to engage in sexual behavior	974	5	1	0	2	10	992
17.8 Made you feel threatened with some sort of retaliation for not being sexually cooperative (for example, by mentioning an upcoming review or evaluation)	977	4	0	0	2	9	992
17.9 Touched you in a way that made you feel uncomfortable	47	929	7	0	4	5	992
17.10 Treated you badly for refusing to have sex	977	3	1	0	3	8	992
17.11 Implied better assignments or better treatment if you were sexually cooperative	978	2	0	0	2	10	992

18. How many of the behaviors listed above that YOU MARKED AS HAPPENING TO YOU do you consider to have been sexual harassment?

(a) None were sexual harassment	390
(b) Some were sexual harassment	82
(c) Most were sexual harassment	18
(d) All were sexual harassment	32
(e) Does not apply (I marked "NEVER" in every item in question #17)	463
Missing Data	7
Total	992

Part IV

Personal Experiences

The remaining questions apply to your total time at the Academy (EXCLUDING Prep School)

19. SINCE BECOMING A CADET/MIDSHIPMAN, has someone done any of the following to you WITHOUT YOUR CONSENT AND AGAINST YOUR WILL?

Touched, stroked, or fondled your private parts

Physically attempted to have sexual intercourse with you, but was not successful

Physically attempted to have oral or anal sex with you, but was not successful

Had sexual intercourse with you?

Had oral sex with you?

Had anal sex with you?

Yes	12
No	977
Missing Data	3
Totals	992

20-23. If you answered Yes to Question 19, please describe up to four such incidents, focusing on those you consider to be the most severe incidents.

20-23 A. When did this incident occur? [calendar year, semester and your status/rank(BCT or Plebe Summer/freshman/sophomore/junior/senior)] (Note: if you selected summer "semester," it assumes that graduation has occurred and you have risen to the next rank)

Year	Incident				Total
	First	Second	Third	Fourth	
2000	1				1
2001	1				1
2002	1				1
2003	6				6
2004	3				3
1999	0				0
Missing Data	0				0
Total	12				12

Semester	Incident				Total
	First	Second	Third	Fourth	
Fall	4				4
Spring	6				6
Summer	1				1
Missing Data	1				1
Total	12				12

Status	Incident				Total
	First	Second	Third	Fourth	
Freshman	3				3
Sophomore	4				4
Junior	2				2
Senior	1				1
BCT	1				1
Missing Data	1				1
Total	12				12

20-23 B. What did the offender do to you? (Check all that apply)

Touched, stroked, or fondled your private parts?
 Physically attempted to have sexual intercourse with you, but was not successful?
 Physically attempted to have oral or anal sex with you, but was not successful?
 Had sexual intercourse with you?
 Had oral sex with you?
 Had anal sex with you?

Incident			
First	Second	Third	Fourth
11			
1			
0			
1			
0			
0			

20-23 C. Where did the incident take place?

On installation in dorm/barracks
 On installation , NOT in dorm/barracks
 Off installation at an Academy-sponsored event
 Off installation and NOT at an Academy-sponsored
 Missing Data
 Total

Incident				
First	Second	Third	Fourth	Total
9				9
0				0
1				1
2				2
0				0
12				12

20-23 D. Did the incident involve MULTIPLE offenders?

Yes
 No
 I don't know
 Missing Data
 Total

Incident				
First	Second	Third	Fourth	Total
2				2
10				10
0				0
0				0
12				12

20-23 E. Who was the offender(s)? (Check all that apply)

Cadet/midshipman who was senior to me
 Cadet/midshipman who was in same class as me or below
 Military faculty or staff member
 Civilian faculty or staff member
 Military person NOT assigned to your academy
 Civilian person NOT assigned to your academy
 Unidentified person
 Missing Data
 Totals

Incident			
First	Second	Third	Fourth
0			
11			
0			
0			
0			
1			
0			
0			
12			

20-23 F. To which authorities, if any, was this incident reported? (Check all that apply)

	Incident			
	First	Second	Third	Fourth
Officer/NCO chain of command (AOC, MTL, TAC, Co. Officer, SEL)	0			
Academy staff & faculty member not in chain of command	0			
Academy hotline/helpline	0			
Academy Response Team (ART) [N/A for USMA and USNA]	0			
Person in cadet/midshipman chain of command	0			
Peer resource (SAVI GUIDE, CASIE Rep) [N/A for USMA]	1			
Academy Counseling or Development Center	0			
SAVI Advocate/Coordinator [N/A for USMA and USAFA]	0			
Off-Installation Counseling Center	0			
Installation Medical Personnel	0			
Off-Installation Medical Personnel	0			
Criminal investigative organizations (AFOSI, CID, NCIS)	0			
Security Forces, Military Police, or USNA Police	0			
Academy Inspector General's Office [N/A for USNA]	0			
Academy Chaplain/Clergy	1			
Non-Installation Chaplain/Clergy	0			
Civilian Law Enforcement Agency	0			
Service or DoD Inspector General's office or Hotline	0			
No one - I did not report this incident	10			
Other (please explain below)	2			

20-23 G. Did anyone in a POSITION OF AUTHORITY retaliate against you for reporting this incident (such as unwarranted punishment, demotion, or withholding a favorable duty position?)

	Incident				Total
	First	Second	Third	Fourth	
Yes	0				0
No	2				2
Don't know or not sure	0				0
Missing Data	10				10
Totals	12				12

20-23 H. Please indicate who retaliated against you (Check all that apply)

	Incident			
	First	Second	Third	Fourth
Cadet/midshipman in my chain of command	0			
Upperclassmen NOT in my chain of command	0			
Commissioned Officer in my chain of command	0			
Other Academy staff or faculty	0			
Service officials outside your Academy	0			

20-23 I. Please indicate if you experienced any of the following OTHER repercussions for reporting this incident? (Check all that apply)

	Incident			
	First	Second	Third	Fourth
Ostracism, harassment, or ridicule from other cadets/midshipmen NOT in chain of command?	0			
Ostracism, harassment, or ridicule from other cadets/midshipmen in chain of command?	0			
Ostracism, harassment, or ridicule from Academy staff or faculty members	0			
Other significant repercussions (Please specify below)	0			
No, I did not experience other repercussions.	2			
Total	2			

20-23 J. Did a military criminal investigative organization (AFOSI, CID or NCIS) or a civilian law enforcement agency conduct a criminal investigation?

	Incident				Total
	First	Second	Third	Fourth	
Yes	0				0
No	2				2
I don't know	0				0
Missing Data	10				10
Total	12				12

20-23 K. Why wasn't a criminal investigation conducted?

	Incident				Total
	First	Second	Third	Fourth	
The incident was not reported to LAW ENFORCEMENT officials	2				2
I declined to cooperate with an investigation	0				0
I don't know	0				0
Missing Data	10				10
Total	12				12

20-23 L. Were you informed of the final disposition of this matter?

	Incident				Total
	First	Second	Third	Fourth	
Yes	0				0
No, I was not informed	0				0
N/A - Offender was never identified.	0				0
N/A - Not yet resolved (i.e., On-going investigation or legal proceedings)	0				0
Missing Data	1				1
Total	1				1

20-23 M. If you did not report this incident to MILITARY OR ACADEMY AUTHORITIES, please indicate the reasons that were the MOST IMPORTANT to you when you decided NOT to report? (Check all that apply)

	Incident			
	First	Second	Third	Fourth
(a) Does not apply, I reported it	0			
(b) It was not serious enough to report	8			
(c) I handled it myself	6			
(d) I thought I would be labeled a trouble maker	1			
(e) I thought nothing would be done	1			
(f) Threatened with some form of retaliation	0			
(g) not threatened with retaliation, but feared some form of retaliation	1			
(h) Feared ostracism, harassment, or ridicule by peers	1			
(I) Feared loss of friends	1			
(j) Feared I or others would be punished for infractions/violations (such as underage drinking)	1			
(k) Feared public disclosure of the assault	1			
(l) Feared my parents/family would find out	1			
(m) Pressured by someone in position of authority	0			
(n) Feared that my boyfriend/girlfriend would find out	0			
(o) Shame/embarrassment	2			
(p) Feared other repercussions	0			
(q) Feared people would not believe me	2			
(r) Not aware of reporting procedures	0			
(s) I thought I could deal with it myself	4			
(t) Other (Explain below)	2			

20N. How satisfied were you with how the following individuals/agencies handled this incident?

	Incident	Very Satisfied	Satisfied	Dissatisfied	Very Dissatisfied	N/A or I did not use resource	Missing Data	Total
Investigative agencies (OSI/ CID/NCIS)	First	0	0	0	1	10	1	12
	Second							
	Third							
	Fourth							
Military lawyers handling your case	First	0	0	0	1	10	1	12
	Second							
	Third							
	Fourth							
Victim Witness Assistance	First	0	0	0	1	10	1	12
	Second							
	Third							
	Fourth							
SAVI Advocate/Coordinator or Academy Response Team (ARTA) [N/A for West Point]	First	0	0	0	1	10	1	12
	Second							
	Third							
	Fourth							
Academy Counseling or Development Center	First	1	0	0	1	9	1	12
	Second							
	Third							
	Fourth							
Peer Resource (CASIE Rep/SAVI GUIDE) [N/A for West Point]	First	1	0	0	1	9	1	12
	Second							
	Third							
	Fourth							
Chain of Command	First	0	1	0	1	9	1	12
	Second							
	Third							
	Fourth							

20-23 N. If you were NOT satisfied with any of the above, please explain why

Do you have another incident to describe?

Yes

X

No

Part V

Written Comments

Appendix D.3 – USMA Female Survey Results

ABBREVIATIONS:

AOC - Air Officer Commanding
AFOSI - Air Force Office of Special Investigations
BCT - Basic Cadet Training
CASIE - Cadets Advocating Sexual Integrity and Education
CID - US Army Criminal Investigation Command
Co. Officer - Company Officer
DoD - Department of Defense
MTL - Military Training Leader
NCIS - Naval Criminal Investigative Service
OIG - Office of the Inspector General
SAVI - Sexual Assault Victim Intervention
SEL - Senior Enlisted Leader
TAC - Tactical Officer

Part I

Demographics

1. What is your gender?

- (a) Male
- (b) Female

2. What is your class year?

2004	150
2005	143
2006	146
2007	160
Missing data	2
Total	601

3. Which Academy do you attend?

- (a) Air Force Academy
- (b) Naval Academy
- (c) Military Academy

Part II

Values

4. As a cadet/midshipman, which of the below listed values are most important to your professional life at your Academy? Indicate top three in order of importance.

	1st	2nd	3rd
Accountability	1	4	10
Achievement	36	28	31
Ambition	13	15	11
Commitment	37	46	86
Courage	11	31	40
Effectiveness	7	17	23
Efficiency	4	11	10
Excellence	26	30	37
Friendship	23	57	62
Honor	103	87	35
Integrity	128	113	54
Loyalty to Country	21	22	22
Money	0	2	1
Power	0	1	1
Respect	58	72	88
Selfless Service	36	44	59
Spiritual Faith	93	15	23
Tolerance	4	5	7
Missing Data	0	1	1
Total	601	601	601

5. Based on your experience, to what extent do you AGREE or DISAGREE with the following statements?

	Strongly Agree	Agree	No Opinion	Disagree	Strongly Disagree	Missing Data	Totals
5.1. Cadets/ midshipmen at my Academy adhere to the Honor Code/Concept, even if they know they won't get caught violating it	43	406	46	98	8	0	601
5.2. Cadets/midshipment adhere to significant Academy rules and regulations, even if they know they won't get caught violating them	5	241	66	258	31	0	601
5.3. Cadets/midshipmen hold other cadets/midshipmen accountable to the Honor Code/Concept	68	394	85	43	7	4	601
5.4. Honesty in all things is expected and reinforced at my Academy	206	333	23	23	2	14	601
5.5. I am morally obligated to abide by the oath I took to support and defend the Constitution of the United States, regardless of the consequences to me.	361	220	11	6	1	2	601
5.6. I have felt pressure from others at my academy to compromise moral standards because of loyalty to friends/peers	14	166	83	250	82	6	601
5.7. I have felt pressure from others at my academy to compromise moral standards in order to meet academic or training objectives	9	89	54	324	124	1	601
5.8. Circumstances determine whether it is right or wrong for a cadet/midshipman to compromise his or her moral standards	10	133	92	255	108	3	601

Question 5 Continued:

	Strongly Agree	Agree	No Opinion	Disagree	Strongly Disagree	Missing Data	Totals
5.9. I am committed to living by moral standards that exceed those of society at large.	269	295	27	6	2	2	601
5.10. As a cadet/midshipman, it is important for me to meet the same exemplary conduct and leadership standards required of a commissioned officer.	294	277	16	8	1	5	601
5.11. My commitment to living by exemplary conduct and leadership standards has been reinforced by attending the Academy.	186	310	55	36	13	1	601
5.12. I believe commitment to some form of ethical/spiritual/religious beliefs is important to an officer's character.	270	256	37	25	9	4	601
5.13 I am strongly committed to some form of ethical/spiritual/religious beliefs about what is right and wrong.	311	254	23	9	3	1	601
5.14. My experiences at the Academy have enhanced my commitment to my ethical/spiritual/religious beliefs.	164	243	96	83	13	2	601

6. To what extent do you AGREE or DISAGREE with the following statements? The following behaviors would disrupt good order and discipline at my Academy:

	Strongly Agree	Agree	No Opinion	Disagree	Strongly Disagree	Missing Data	Total
6.1. Violating the Honor Code/Concept	253	295	18	27	8	0	601
6.2. Not reporting Honor Code/Concept violations	113	299	93	79	16	1	601
6.3. Favoritism based on gender	327	236	12	13	10	3	601
6.4. Engaging in prohibited relationships/ fraternization	144	255	85	86	25	6	601
6.5. Cadets/ midshipmen dating each other at the same Academy	5	19	29	278	266	4	601
6.6 Consensual sex between cadets/midshipmen ON Academy grounds	90	168	103	173	65	2	601
6.7. Consensual sex between cadets/midshipmen OFF Academy grounds	10	42	52	241	255	1	601
6.8. Excessive use of alcohol/drunkenness	216	284	49	42	8	2	601
6.9. Illegal drug use, or the abuse of prescription drugs	413	148	9	12	12	7	601
6.10. Viewing pornography or other sexually graphic content (i i)	139	186	119	117	34	6	601

Part III -

Academy Climate

7. To what extent do you AGREE or DISAGREE with the following statements about how men and women are treated at your academy?

	Strongly Agree	Agree	No Opinion	Disagree	Strongly Disagree	Missing Data	Total
(a) Men receive more favorable treatment OVERALL.	61	195	113	220	10	2	601
(b) Women receive more favorable treatment OVERALL.	0	37	116	399	48	1	601
(c) Men and women are treated fairly OVERALL.	15	288	104	154	37	3	601

8. Do you AGREE or DISAGREE with the following statement? Cadets/Midshipmen dormitory/barracks areas should be physically separated (i.e., different floors or buildings) by gender.

Agree	No Opinion	Disagree	Missing Data	Total
9	11	579	2	601

9. Do you understand the following?

9.1. The difference between sexual harassment and sexual assault.

9.2. How to avoid situations that might increase the risk of sexual assault.

9.3. How to report sexual assaults.

9.4. How to obtain medical care following a sexual assault.

9.5. How to obtain counseling following a sexual assault.

9.6. The services that your Academy's legal office can provide to a victim in response to sexual assault.

9.7. The general responsibilities of law enforcement and criminal investigative agencies in response to sexual assaults.

9.8. The role of the chain of command in handling sexual assaults.

9.9. Where to go if I need additional information on the areas above.

Yes	No	Not Sure	Missing Data	Total
586	1	14	0	601
598	0	3	0	601
534	16	49	2	601
534	16	49	2	601
521	22	51	7	601
418	68	113	2	601
432	60	105	4	601
454	50	95	2	601
506	19	67	9	601

10. At your Academy, to what extent do you think current cadet/midshipmen leaders _____?

	Very large extent	Large extent	Moderate extent	Small Extent	Not at all	No Basis to Judge	Missing Data	Total
10.1. Demonstrate good examples of sound moral character	38	264	261	34	4	0	0	601
10.2 Hold others accountable for their conduct	53	257	243	44	3	1	0	601
10.3 Promote and safeguard the welfare of subordinates	74	257	211	45	6	2	6	601
10.4. Create a climate in which sexual HARASSMENT is not tolerated	76	212	189	93	22	6	3	601
10.5. Create a climate in which cadets/midshipmen are encouraged to report sexual HARASSMENT	65	191	143	125	60	13	4	601
10.6. Create a climate in which sexual ASSAULT is not tolerated	192	236	98	47	13	15	0	601
10.7. Create a climate in which cadets/midshipmen are encouraged to report a sexual ASSAULT	137	179	147	72	42	20	4	601
10.8. Ensure those who have reported sexual harassment/assault are treated with dignity and respect	58	133	145	90	55	120	9	610
10.9. Provide an appropriate level of privacy to those who have experienced sexual ASSAULT	62	129	132	79	52	141	6	601

11. At your Academy, to what extent do you think current commissioned officers directly in charge of your unit (TAC, AOC, Co Officers) _____?

	Very large extent	Large extent	Moderate extent	Small Extent	Not at all	No Basis to Judge	Missing Data	Total
11.1 Demonstrate good examples of sound moral character	117	293	146	35	9	1	0	601
11. 2 Hold others accountable for their conduct	204	295	85	12	3	2	0	601
11.3 Promote and safeguard the welfare of subordinates	161	273	122	32	5	0	8	601
11.4. Create a climate in which sexual HARASSMENT is not tolerated	183	253	109	34	5	11	6	601
11.5 Create a climate in which cadets/midshipmen are encouraged to report sexual HARASSMENT	178	241	98	46	18	18	2	601
11.6 Create a climate in which sexual ASSAULT is not tolerated	242	236	74	21	5	18	5	601
11.7 Create a climate in which cadets/midshipmen are encouraged to report a sexual ASSAULT	218	218	84	36	13	26	6	601
11.8 Ensure those who have reported sexual harassment/assault are treated with dignity and respect	146	188	107	35	13	109	3	601

Question 11. Continued:

	Very large extent	Large extent	Moderate extent	Small Extent	Not at all	No Basis to Judge	Missing Data	Total
11.9 Provide an appropriate level of privacy to those who have experienced sexual ASSAULT	132	182	92	45	13	129	8	601
11.10. Provide adequate information to cadets/midshipmen about policies, procedures, and consequences of sexual ASSAULT	156	213	126	46	18	34	8	601

12. At your Academy, to what extent do you think the current Academy Senior Leadership (Superintendent, Commandant, Vice/Deputy Commandant, Dean) _____?

	Very large extent	Large extent	Moderate extent	Small Extent	Not at all	No Basis to Judge	Missing Data	Total
12.1 Demonstrate good examples of sound moral character	306	233	31	6	1	21	3	601
12.2 Hold cadets/midshipmen accountable for their conduct	378	186	25	3	3	6	0	601
12.3 Promote and safeguard the welfare of subordinates	271	214	73	23	3	8	9	601
12.4 Treat subordinate cadets/midshipmen fairly regardless of gender	220	206	106	41	6	19	3	601
12.5 Create a climate in which sexual HARASSMENT is not tolerated	302	195	57	23	11	10	3	601
12.6 Create a climate in which sexual ASSAULT is not tolerated	324	186	52	10	8	14	7	601

13. At your Academy, to what extent do you think the current academic faculty _____?

	Very large extent	Large extent	Moderate extent	Small Extent	Not at all	No Basis to Judge	Missing Data	Total
13.1 Demonstrate good examples of sound moral character	197	324	69	4	1	4	2	601
13.2 Should cadets/midshipmen accountable for their conduct	226	292	64	10	1	5	3	601
13.3 Promote and safeguard the welfare of subordinates	206	280	78	18	2	13	4	601
13.4 Treat subordinate cadets/midshipmen fairly regardless of gender	158	277	124	32	5	2	3	601
13.5 Create a climate in which sexual HARASSMENT is not tolerated	205	248	72	29	6	35	6	601
13.6 Create a climate in which sexual assault is not tolerated	247	235	50	10	3	45	11	601

14. Based on the behavior you have observed, to what extent are cadets/midshipmen at your Academy willing to _____?

	Very large extent	Large extent	Moderate extent	Small Extent	Not at all	No Basis to Judge	Missing Data	Total
14.1 CONFRONT other cadets/midshipmen who engage in sexual HARASSMENT, including inappropriate comments and actions	25	103	195	189	53	35	1	601
14.2 REPORT other cadets/midshipment who continue to engage in sexual HARASSMENT after having been previously confronted	33	89	184	179	53	59	4	601
14.3 REPORT other cadets/midshipmen who commit sexual ASSAULT	85	135	129	135	29	82	6	601

15. To what extent do you think cadets/midshipmen at your Academy _____?

	Very large extent	Large extent	Moderate extent	Small Extent	Not at all	No basis to judge	Missing Data	Total
15.1 Allow personal loyalties to affect reporting of sexual ASSAULT	60	153	168	113	18	87	2	601
15.2 Do NOT report sexual ASSAULT out of concern they or others will be punished for infractions, such as fraternization or underage drinking	123	192	117	79	16	73	1	601
15.3 Consider fraudulent reporting of sexual ASSAULT incidents to be a problem at the Academy	34	68	112	176	101	105	5	601

16. Would you be willing to report a personal experience of sexual assault to the following individuals/agencies?

	Yes	No	Uncertain	Service Not Available	Missing Data	Total
(a) Officer/NCO Chain of command member (ie. AOC, MTL, TAC, Co Officer, SEL)	318	155	128	0	0	601
(b) Faculty member, coaches, or Academy staff not in chain of command	448	89	62	0	2	601
(c) Academy hotline/helpline	305	178	113	2	3	601
(d) Person in cadet/midshipman chain of command	239	241	119	1	1	601
(e) Peer resource (eg. SAVI GUIDE, CASIE Rep) [N/A for West Point]	79	48	28	427	19	601
(f) Academy Counseling or Development Center	334	140	125	1	1	601
(g) Installation Medical Personnel	451	83	67	0	0	601
(h) Criminal investigative organizations (ie. AFOSI, CID, NCIS)	345	131	124	0	1	601
(i) Security Forces, Military Police or USNA Police	280	180	137	2	2	601
(j) Academy Inspector General Office [N/A for Naval Academy]	233	192	159	13	4	601
(k) Academy Chaplain/Clergy	457	79	59	1	5	601
(l) Academy Response Team (ART) [N/A for West Point and Naval Academy]	51	47	26	455	22	601
(m) SAVI Advocate/Coordinator [N/A for West Point and USAFA]	45	43	24	465	24	601
(n) Service Inspector General's office or hotline	179	236	176	6	4	601
(o) DoD Inspector General's office or DoD IG Hotline	186	235	170	6	4	601
(p) Other (please explain)	105	150	85	114	147	601

17. In this question, you will be asked about sexual talk and/or behaviors that were both UNINVITED AND UNWANTED, and in which you did not participate willingly. SINCE JUNE OF 2003, how frequently have you been in situations where persons assigned to your Academy (cadets/midshipmen and/or other military or civilian personnel working at your Academy)_____?

	Never	Once or twice	Several times	Often	Very often	Missing Data	Total
17.1 Repeatedly told stories or jokes of a sexual nature that were offensive to you	108	211	156	75	51	0	601
17.2 Made unwelcome attempts to draw you into a discussion of sexual matters (for example, attempted to discuss or comment on your sex life)	188	202	123	58	29	1	601
17.3 Made offensive remarks about your appearance, body, or sexual activities	209	194	105	60	32	1	601
17.4 Made gestures or used body language of a sexual nature that embarrassed or offended you	230	194	108	43	23	3	601
17.5 Made unwanted attempts to establish a romantic sexual relationship with you despite your efforts to discourage it	320	156	69	34	19	3	601
17.6 Continued to ask you for dates, drinks, dinner, etc, even though you said "No"	362	137	60	23	17	2	601
17.7 Made you feel like you were being bribed with some sort of reward or special treatment to engage in sexual behavior	527	49	12	3	5	5	601
17.8 Made you feel threatened with some sort of retaliation for not being sexually cooperative (for example, by mentioning an upcoming review or evaluation)	572	13	6	3	4	3	601
17.9 Touched you in a way that made you feel uncomfortable	165	389	34	7	6	0	601
17.10 Treated you badly for refusing to have sex	545	35	10	7	3	1	601
17.11 Implied better assignments or better treatment if you were sexually cooperative	574	16	2	1	2	6	601

18. How many of the behaviors listed above that YOU MARKED AS HAPPENING TO YOU do you consider to have been sexual harassment?

(a) None were sexual harassment	208
(b) Some were sexual harassment	239
(c) Most were sexual harassment	46
(d) All were sexual harassment	50
(e) Does not apply (I marked "NEVER" in every item in question #17)	57
Missing Data	1
Total	601

Part IV

Personal Experiences

The remaining questions apply to your total time at the Academy (EXCLUDING Prep School)

19. SINCE BECOMING A CADET/MIDSHIPMAN, has someone done any of the following to you WITHOUT YOUR CONSENT AND AGAINST YOUR WILL?

Touched, stroked, or fondled your private parts

Physically attempted to have sexual intercourse with you, but was not successful

Physically attempted to have oral or anal sex with you, but was not successful

Had sexual intercourse with you?

Had oral sex with you?

Had anal sex with you?

Yes	100
No	501
Missing Data	0
Totals	601

20-23. If you answered Yes to Question 19, please describe up to four such incidents, focusing on those you consider to be the most severe incidents.

20-23 A. When did this incident occur? [calendar year, semester and your status/rank(BCT or Plebe Summer/freshman/sophomore/junior/senior)] (Note: if you selected summer "semester," it assumes that graduation has occurred and you have risen to the next rank)

Year	Incident				Total
	First	Second	Third	Fourth	
1999	3	0			3
2000	9	2			11
2001	18	1			19
2002	17	2			19
2003	32	3			35
2004	11	2			13
Missing Data	10	1			11
Total	100	11			111

Semester	Incident				Total
	First	Second	Third	Fourth	
Fall	42	3			45
Spring	39	7			46
Summer	9	0			9
Missing Data	10	1			11
Total	100	11			111

Status	Incident				Total
	First	Second	Third	Fourth	
Freshman	46	3			49
Sophomore	28	3			31
Junior	10	1			11
Senior	3	3			6
BCT	3	0			3
Missing Data	10	1			11
Total	100	11			111

20-23 B. What did the offender do to you? (Check all that apply)

Touched, stroked, or fondled your private parts?
 Physically attempted to have sexual intercourse with you, but was not successful?
 Physically attempted to have oral or anal sex with you, but was not successful?
 Had sexual intercourse with you?
 Had oral sex with you?
 Had anal sex with you?

Incident			
First	Second	Third	Fourth
55	5		
39	6		
8	1		
20	0		
6	0		
2	0		

20-23 C. Where did the incident take place?

On installation in dorm/barracks
 On installation , NOT in dorm/barracks
 Off installation at an Academy-sponsored event
 Off installation and NOT at an Academy-sponsored
 Missing Data
 Total

Incident				
First	Second	Third	Fourth	Total
69	6			75
10	0			10
4	1			5
9	3			12
8	1			9
100	11			111

20-23 D. Did the incident involve MULTIPLE offenders?

Yes
 No
 I don't know
 Missing Data
 Total

Incident				
First	Second	Third	Fourth	Total
5	0			5
83	10			93
1	0			1
11	1			12
100	11			111

20-23 E. Who was the offender(s)? (Check all that apply)

Cadet/midshipman who was senior to me
 Cadet/midshipman who was in same class as me or below
 Military faculty or staff member
 Civilian faculty or staff member
 Military person NOT assigned to your academy
 Civilian person NOT assigned to your academy
 Unidentified person
 Missing Data
 Totals

Incident			
First	Second	Third	Fourth
41	4		
52	6		
0	0		
0	0		
1	0		
0	0		
1	0		
7	1		
102	11		

20-23 F. To which authorities, if any, was this incident reported? (Check all that apply)

	Incident			
	First	Second	Third	Fourth
Officer/NCO chain of command (AOC, MTL, TAC, Co. Officer, SEL)	15	0		
Academy staff & faculty member not in chain of command	4	0		
Academy hotline/helpline	0	0		
Academy Response Team (ART) [N/A for USMA and USNA]	0	0		
Person in cadet/midshipman chain of command	6	1		
Peer resource (SAVI GUIDE, CASIE Rep) [N/A for USMA]	1	0		
Academy Counseling or Development Center	6	0		
SAVI Advocate/Coordinator [N/A for USMA and USAFA]	0			
Off-Installation Counseling Center	1	0		
Installation Medical Personnel	3	0		
Off-Installation Medical Personnel	1	0		
Criminal investigative organizations (AFOSI, CID, NCIS)	7	0		
Security Forces, Military Police, or USNA Police	1	0		
Academy Inspector General's Office [N/A for USNA]	1	0		
Academy Chaplain/Clergy	5	0		
Non-Installation Chaplain/Clergy	0	0		
Civilian Law Enforcement Agency	0	0		
Service or DoD Inspector General's office or Hotline	0	0		
No one - I did not report this incident	66	9		
Other (please explain below)	12	0		

20-23 G. Did anyone in a POSITION OF AUTHORITY retaliate against you for reporting this incident (such as unwarranted punishment, demotion, or withholding a favorable duty position?)

	Incident				Total
	First	Second	Third	Fourth	
Yes	4	0			4
No	15	1			16
Don't know or not sure	5	0			5
Missing Data	76	10			86
Totals	100	11			111

20-23 H. Please indicate who retaliated against you (Check all that apply)

	Incident			
	First	Second	Third	Fourth
Cadet/midshipman in my chain of command	2	0		
Upperclassmen NOT in my chain of command	3	0		
Commissioned Officer in my chain of command	3	0		
Other Academy staff or faculty	3	0		
Service officials outside your Academy	1	0		

20-23 I. Please indicate if you experienced any of the following OTHER repercussions for reporting this incident? (Check all that apply)

	Incident			
	First	Second	Third	Fourth
Ostracism, harassment, or ridicule from other cadets/midshipmen NOT in chain of command?	8	0		
Ostracism, harassment, or ridicule from other cadets/midshipmen in chain of command?	3	0		
Ostracism, harassment, or ridicule from Academy staff or faculty members	2	0		
Other significant repercussions (Please specify below)	5	0		
No, I did not experience other repercussions.	14	0		
Total	32	0		

20-23 J. Did a military criminal investigative organization (AFOSI, CID or NCIS) or a civilian law enforcement agency conduct a criminal investigation?

	Incident				Total
	First	Second	Third	Fourth	
Yes	8	0			8
No	13	1			14
I don't know	3	0			3
Missing Data	76	10			86
Total	100	11			111

20-23 K. Why wasn't a criminal investigation conducted?

	Incident				Total
	First	Second	Third	Fourth	
The incident was not reported to LAW ENFORCEMENT officials	11	1			12
I declined to cooperate with an investigation	1	0			1
I don't know	1	0			1
Missing Data	87	10			97
Total	100	11			111

20-23 L. Were you informed of the final disposition of this matter?

Yes

No, I was not informed

N/A - Offender was never identified.

N/A - Not yet resolved (ie. On-going investigation or legal proceedings)

Missing Data

Total

Incident				
First	Second	Third	Fourth	Total
7	0			7
4	0			4
0	0			0
1	0			1
88	11			99
100	11			111

20-23 M. If you did not report this incident to MILITARY OR ACADEMY AUTHORITIES, please indicate the reasons that were the MOST IMPORTANT to you when you decided NOT to report? (Check all that apply)

(a) Does not apply, I reported it

(b) It was not serious enough to report

(c) I handled it myself

(d) I thought I would be labeled a trouble maker

(e) I thought nothing would be done

(f) Threatened with some form of retaliation

(g) not threatened with retaliation, but feared some form of retaliation

(h) Feared ostracism, harassment, or ridicule by peers

(i) Feared loss of friends

(j) Feared I or others would be punished for infractions/violations (such as underage drinking)

(k) Feared public disclosure of the assault

(l) Feared my parents/family would find out

(m) Pressured by someone in position of authority

(n) Feared that my boyfriend/girlfriend would find out

(o) Shame/embarrassment

(p) Feared other repercussions

(q) Feared people would not believe me

(r) Not aware of reporting procedures

(s) I thought I could deal with it myself

(t) Other (Explain below)

Incident				
First	Second	Third	Fourth	
7	0			
28	3			
43	3			
28	1			
16	1			
5	0			
18	2			
40	4			
20	2			
18	1			
31	3			
17	1			
2	0			
5	1			
41	6			
23	2			
23	2			
4	0			
30	5			
10	0			

20N. How satisfied were you with how the following individuals/agencies handled this incident?

	Incident	Very Satisfied	Satisfied	Dissatisfied	Very Dissatisfied	N/A or I did not use resource	Missing Data	Total
Investigative agencies (OSI/ CID/NCIS)	First	2	1	3	4	79	4	93
	Second	0	0	0	0	9	2	11
	Third							
	Fourth							
Military lawyers handling your case	First	2	1	1	3	82	4	93
	Second	0	0	0	0	9	2	11
	Third							
	Fourth							
Victim Witness Assistance	First	1	2	2	0	82	6	93
	Second	0	0	0	0	9	2	11
	Third							
	Fourth							
SAVI Advocate/Coordinator or Academy Response Team (ARTA) [N/A for West Point]	First	0	1	0	0	86	6	93
	Second	0	0	0	0	9	2	11
	Third							
	Fourth							
Academy Counseling or Development Center	First	4	6	0	1	78	4	93
	Second	0	0	0	0	9	2	11
	Third							
	Fourth							
Peer Resource (CASIE Rep/SAVI GUIDE) [N/A for West Point]	First	2	0	0	0	83	8	93
	Second	0	0	0	0	9	2	11
	Third							
	Fourth							
Chain of Command	First	5	3	2	5	74	4	93
	Second	0	0	0	0	9	2	11
	Third							
	Fourth							

20-23 N. If you were NOT satisfied with any of the above, please explain why

Do you have another incident to describe?

Yes

X

No

Appendix D.4 – USMA Male Survey Results

ABBREVIATIONS:

AOC - Air Officer Commanding

AFOSI - Air Force Office of Special Investigations

BCT - Basic Cadet Training

CASIE - Cadets Advocating Sexual Integrity and Education

CID - US Army Criminal Investigation Command

Co. Officer - Company Officer

DoD - Department of Defense

MTL - Military Training Leader

NCIS - Naval Criminal Investigative Service

OIG - Office of the Inspector General

SAVI - Sexual Assault Victim Intervention

SEL - Senior Enlisted Leader

TAC - Tactical Officer

Part I

Demographics

1. What is your gender?

- (a) Male
- (b) Female

2. What is your class year?

2004	262
2005	263
2006	263
2007	279
Missing data	2
Total	1069

3. Which Academy do you attend?

- (a) Air Force Academy
- (b) Naval Academy
- (c) Military Academy

Part II

Values

4. As a cadet/midshipman, which of the below listed values are most important to your professional life at your Academy? Indicate top three in order of importance.

	1st	2nd	3rd
Accountability	11	19	21
Achievement	47	34	61
Ambition	15	15	22
Commitment	41	59	86
Courage	33	62	89
Effectiveness	26	34	40
Efficiency	9	33	24
Excellence	49	63	93
Friendship	71	82	90
Honor	268	182	94
Integrity	193	218	107
Loyalty to Country	65	73	62
Money	4	7	10
Power	2	7	7
Respect	40	89	117
Selfless Service	49	62	99
Spiritual Faith	141	17	30
Tolerance	2	8	14
Missing Data	3	5	3
Total	1069	1069	1069

5. Based on your experience, to what extent do you AGREE or DISAGREE with the following statements?

	Strongly Agree	Agree	No Opinion	Disagree	Strongly Disagree	Missing Data	Totals
5.1. Cadets/ midshipmen at my Academy adhere to the Honor Code/Concept, even if they know they won't get caught violating it	194	718	70	82	5	0	1069
5.2. Cadets/midshipment adhere to significant Academy rules and regulations, even if they know they won't get caught violating them	49	529	174	283	31	3	1069
5.3. Cadets/midshipmen hold other cadets/midshipmen accountable to the Honor Code/Concept	196	650	130	82	3	8	1069
5.4. Honesty in all things is expected and reinforced at my Academy	487	502	45	15	2	18	1069
5.5. I am morally obligated to abide by the oath I took to support and defend the Constitution of the United States, regardless of the consequences to me.	713	314	30	6	1	5	1069
5.6. I have felt pressure from others at my academy to compromise moral standards because of loyalty to friends/peers	36	231	144	483	172	3	1069
5.7. I have felt pressure from others at my academy to compromise moral standards in order to meet academic or training objectives	25	132	115	524	268	5	1069
5.8. Circumstances determine whether it is right or wrong for a cadet/midshipman to compromise his or her moral standards	26	193	201	408	236	5	1069

Question 5 Continued:

	Strongly Agree	Agree	No Opinion	Disagree	Strongly Disagree	Missing Data	Totals
5.9. I am committed to living by moral standards that exceed those of society at large.	515	482	54	12	3	3	1069
5.10. As a cadet/midshipman, it is important for me to meet the same exemplary conduct and leadership standards required of a commissioned officer.	517	463	52	26	1	10	1069
5.11. My commitment to living by exemplary conduct and leadership standards has been reinforced by attending the Academy.	373	507	108	61	16	4	1069
5.12. I believe commitment to some form of ethical/spiritual/religious beliefs is important to an officer's character.	456	417	112	46	31	7	1069
5.13 I am strongly committed to some form of ethical/spiritual/religious beliefs about what is right and wrong.	484	443	78	36	22	6	1069
5.14. My experiences at the Academy have enhanced my commitment to my ethical/spiritual/religious beliefs.	271	385	219	138	47	9	1069

6. To what extent do you AGREE or DISAGREE with the following statements? The following behaviors would disrupt good order and discipline at my Academy:

	Strongly Agree	Agree	No Opinion	Disagree	Strongly Disagree	Missing Data	Total
6.1. Violating the Honor Code/Concept	484	480	44	48	13	0	1069
6.2. Not reporting Honor Code/Concept violations	258	494	164	125	24	4	1069
6.3. Favoritism based on gender	556	401	63	34	10	5	1069
6.4. Engaging in prohibited relationships/ fraternization	272	459	156	137	40	5	1069
6.5. Cadets/ midshipmen dating each other at the same Academy	43	119	182	479	243	3	1069
6.6 Consensual sex between cadets/midshipmen ON Academy grounds	160	285	188	298	137	1	1069
6.7. Consensual sex between cadets/midshipmen OFF Academy grounds	42	85	123	438	379	2	1069
6.8. Excessive use of alcohol/drunkenness	262	466	153	137	43	8	1069
6.9. Illegal drug use, or the abuse of prescription drugs	705	266	36	19	29	14	1069
6.10. Viewing pornography or other sexually graphic content (images or movies)	81	152	203	366	261	6	1069

Part III -

Academy Climate

7. To what extent do you AGREE or DISAGREE with the following statements about how men and women are treated at your academy?

	Strongly Agree	Agree	No Opinion	Disagree	Strongly Disagree	Missing Data	Total
(a) Men receive more favorable treatment OVERALL.	11	77	162	608	203	8	1069
(b) Women receive more favorable treatment OVERALL.	170	410	153	297	34	5	1069
(c) Men and women are treated fairly OVERALL.	64	396	195	330	81	3	1069

8. Do you AGREE or DISAGREE with the following statement? Cadets/Midshipmen dormitory/barracks areas should be physically separated (i.e., different floors or buildings) by gender.

Agree	No Opinion	Disagree	Missing Data	Total
118	100	843	8	1069

9. Do you understand the following?

9.1. The difference between sexual harassment and sexual assault.

9.2. How to avoid situations that might increase the risk of sexual assault.

9.3. How to report sexual assaults.

9.4. How to obtain medical care following a sexual assault.

9.5. How to obtain counseling following a sexual assault.

9.6. The services that your Academy's legal office can provide to a victim in response to sexual assault.

9.7. The general responsibilities of law enforcement and criminal investigative agencies in response to sexual assaults.

9.8. The role of the chain of command in handling sexual assaults.

9.9. Where to go if I need additional information on the areas above.

Yes	No	Not Sure	Missing Data	Total
1036	5	27	1	1069
1043	7	13	6	1069
1000	21	44	4	1069
960	50	56	3	1069
949	43	67	10	1069
851	83	130	5	1069
861	74	131	3	1069
926	62	77	4	1069
952	37	68	12	1069

10. At your Academy, to what extent do you think current cadet/midshipmen leaders _____?

	Very large extent	Large extent	Moderate extent	Small Extent	Not at all	No Basis to Judge	Missing Data	Total
10.1. Demonstrate good examples of sound moral character	125	564	311	57	3	8	1	1069
10.2 Hold others accountable for their conduct	153	533	296	67	7	9	4	1069
10.3 Promote and safeguard the welfare of subordinates	176	519	246	84	28	8	8	1069
10.4. Create a climate in which sexual HARASSMENT is not tolerated	275	521	182	48	12	25	6	1069
10.5. Create a climate in which cadets/midshipmen are encouraged to report sexual HARASSMENT	248	476	224	68	14	35	4	1069
10.6. Create a climate in which sexual ASSAULT is not tolerated	534	397	83	21	7	25	2	1069
10.7. Create a climate in which cadets/midshipmen are encouraged to report a sexual ASSAULT	436	420	125	34	9	35	10	1069
10.8. Ensure those who have reported sexual harassment/assault are treated with dignity and respect	280	392	134	36	5	221	1	1069
10.9. Provide an appropriate level of privacy to those who have experienced sexual ASSAULT	289	358	125	21	19	251	6	1069

11. At your Academy, to what extent do you think current commissioned officers directly in charge of your unit (TAC, AOC, Co Officers) _____?

	Very large extent	Large extent	Moderate extent	Small Extent	Not at all	No Basis to Judge	Missing Data	Total
11.1 Demonstrate good examples of sound moral character	318	481	190	48	19	11	2	1069
11. 2 Hold others accountable for their conduct	472	441	112	20	7	13	4	1069
11.3 Promote and safeguard the welfare of subordinates	382	415	182	47	24	12	7	1069
11.4. Create a climate in which sexual HARASSMENT is not tolerated	513	402	95	15	7	26	11	1069
11.5 Create a climate in which cadets/midshipmen are encouraged to report sexual HARASSMENT	493	388	108	26	4	37	13	1069
11.6 Create a climate in which sexual ASSAULT is not tolerated	598	338	78	10	3	31	11	1069
11.7 Create a climate in which cadets/midshipmen are encouraged to report a sexual ASSAULT	537	358	97	24	4	38	11	1069
11.8 Ensure those who have reported sexual harassment/assault are treated with dignity and respect	433	325	87	23	2	188	11	1069

Question 11. Continued:

	Very large extent	Large extent	Moderate extent	Small Extent	Not at all	No Basis to Judge	Missing Data	Total
11.9 Provide an appropriate level of privacy to those who have experienced sexual ASSAULT	419	322	75	20	9	212	12	1069
11.10. Provide adequate information to cadets/midshipmen about policies, procedures, and consequences of sexual ASSAULT	444	359	122	41	7	87	9	1069

12. At your Academy, to what extent do you think the current Academy Senior Leadership (Superintendent, Commandant, Vice/Deputy Commandant, Dean) _____?

	Very large extent	Large extent	Moderate extent	Small Extent	Not at all	No Basis to Judge	Missing Data	Total
12.1 Demonstrate good examples of sound moral character	639	338	47	12	3	28	2	1069
12.2 Hold cadets/midshipmen accountable for their conduct	719	289	27	5	2	20	7	1069
12.3 Promote and safeguard the welfare of subordinates	594	307	88	39	10	24	7	1069
12.4 Treat subordinate cadets/midshipmen fairly regardless of gender	490	300	126	69	35	40	9	1069
12.5 Create a climate in which sexual HARASSMENT is not tolerated	708	275	41	7	1	31	6	1069
12.6 Create a climate in which sexual ASSAULT is not tolerated	740	245	34	5	0	31	14	1069

13. At your Academy, to what extent do you think the current academic faculty _____?

	Very large extent	Large extent	Moderate extent	Small Extent	Not at all	No Basis to Judge	Missing Data	Total
13.1 Demonstrate good examples of sound moral character	458	517	65	6	1	14	8	1069
13.2 Should cadets/midshipmen accountable for their conduct	503	459	77	10	2	12	6	1069
13.3 Promote and safeguard the welfare of subordinates	448	456	92	27	1	28	17	1069
13.4 Treat subordinate cadets/midshipmen fairly regardless of gender	394	429	157	51	11	13	14	1069
13.5 Create a climate in which sexual HARASSMENT is not tolerated	529	397	70	9	1	53	10	1069
13.6 Create a climate in which sexual assault is not tolerated	583	356	49	6	1	59	15	1069

14. Based on the behavior you have observed, to what extent are cadets/midshipmen at your Academy willing to _____?

	Very large extent	Large extent	Moderate extent	Small Extent	Not at all	No Basis to Judge	Missing Data	Total
14.1 CONFRONT other cadets/midshipmen who engage in sexual HARASSMENT, including inappropriate comments and actions	148	342	318	142	20	97	2	1069
14.2 REPORT other cadets/midshipment who continue to engage in sexual HARASSMENT after having been previously confronted	194	344	269	112	13	132	5	1069
14.3 REPORT other cadets/midshipmen who commit sexual ASSAULT	421	303	145	43	9	144	4	1069

15. To what extent do you think cadets/midshipmen at your Academy _____?

	Very large extent	Large extent	Moderate extent	Small Extent	Not at all	No basis to judge	Missing Data	Total
15.1 Allow personal loyalties to affect reporting of sexual ASSAULT	36	142	256	296	122	211	6	1069
15.2 Do NOT report sexual ASSAULT out of concern they or others will be punished for infractions, such as fraternization or underage drinking	64	170	222	260	141	205	7	1069
15.3 Consider fraudulent reporting of sexual ASSAULT incidents to be a problem at the Academy	64	121	205	249	186	236	8	1069

16. Would you be willing to report a personal experience of sexual assault to the following individuals/agencies?

	Yes	No	Uncertain	Service Not Available	Missing Data	Total
(a) Officer/NCO Chain of command member (ie. AOC, MTL, TAC, Co Officer, SEL)	829	120	117	1	2	1069
(b) Faculty member, coaches, or Academy staff not in chain of command	853	114	96	2	4	1069
(c) Academy hotline/helpline	737	185	131	8	8	1069
(d) Person in cadet/midshipman chain of command	670	230	161	3	5	1069
(e) Peer resource (eg. SAVI GUIDE, CASIE Rep) [N/A for USMA]	316	93	53	587	20	1069
(f) Academy Counseling or Development Center	738	181	143	2	5	1069
(g) Installation Medical Personnel	852	120	92	1	4	1069
(h) Criminal investigative organizations (ie. AFOSI, CID, NCIS)	810	143	109	3	4	1069
(i) Security Forces, Military Police or USNA Police	727	189	145	1	7	1069
(j) Academy Inspector General Office [N/A for USNA]	667	192	189	15	6	1069
(k) Academy Chaplain/Clergy	912	81	55	4	17	1069
(l) Academy Response Team (ART) [N/A for USMA and USNA]	256	92	56	639	26	1069
(m) SAVI Advocate/Coordinator [N/A for USMA and USAFA]	235	92	61	653	28	1069
(n) Service Inspector General's office or hotline	590	240	221	6	12	1069
(o) DoD Inspector General's office or DoD IG Hotline	592	241	221	5	10	1069
(p) Other (please explain)	111	281	173	236	268	1069

17. In this question, you will be asked about sexual talk and/or behaviors that were both UNINVITED AND UNWANTED, and in which you did not participate willingly. SINCE JUNE OF 2003, how frequently have you been in situations where persons assigned to your Academy (cadets/midshipmen and/or other military or civilian personnel working at your Academy)_____?

	Never	Once or twice	Several times	Often	Very often	Missing Data	Total
17.1 Repeatedly told stories or jokes of a sexual nature that were offensive to you	651	256	107	34	19	2	1069
17.2 Made unwelcome attempts to draw you into a discussion of sexual matters (for example, attempted to discuss or comment on your sex life)	723	226	80	18	14	8	1069
17.3 Made offensive remarks about your appearance, body, or sexual activities	799	193	51	14	9	3	1069
17.4 Made gestures or used body language of a sexual nature that embarrassed or offended you	855	150	41	9	7	7	1069
17.5 Made unwanted attempts to establish a romantic sexual relationship with you despite your efforts to discourage it	994	57	8	5	2	3	1069
17.6 Continued to ask you for dates, drinks, dinner, etc, even though you said "No"	1031	24	8	0	2	4	1069
17.7 Made you feel like you were being bribed with some sort of reward or special treatment to engage in sexual behavior	1045	18	2	0	1	3	1069
17.8 Made you feel threatened with some sort of retaliation for not being sexually cooperative (for example, by mentioning an upcoming review or evaluation)	1046	13	2	0	2	6	1069
17.9 Touched you in a way that made you feel uncomfortable	46	1007	7	1	4	4	1069
17.10 Treated you badly for refusing to have sex	1048	11	2	1	2	5	1069
17.11 Implied better assignments or better treatment if you were sexually cooperative	1040	7	2	0	2	18	1069

18. How many of the behaviors listed above that YOU MARKED AS HAPPENING TO YOU do you consider to have been sexual harassment?

(a) None were sexual harassment	490
(b) Some were sexual harassment	66
(c) Most were sexual harassment	17
(d) All were sexual harassment	18
(e) Does not apply (I marked "NEVER" in every item in question #17)	469
Missing Data	9
Total	1069

Part IV

Personal Experiences

The remaining questions apply to your total time at the Academy (EXCLUDING Prep School)

19. SINCE BECOMING A CADET/MIDSHIPMAN, has someone done any of the following to you WITHOUT YOUR CONSENT AND AGAINST YOUR WILL?

Touched, stroked, or fondled your private parts

Physically attempted to have sexual intercourse with you, but was not successful

Physically attempted to have oral or anal sex with you, but was not successful

Had sexual intercourse with you?

Had oral sex with you?

Had anal sex with you?

Yes	16
No	1053
Missing Data	0
Totals	1069

20-23. If you answered Yes to Question 19, please describe up to four such incidents, focusing on those you consider to be the most severe incidents.

20-23 A. When did this incident occur? [calendar year, semester and your status/rank(BCT or Plebe Summer/freshman/sophomore/junior/senior)] (Note: if you selected summer "semester," it assumes that graduation has occurred and you have risen to the next rank)

Year	Incident				Total
	First	Second	Third	Fourth	
2000					0
2001	1				1
2002	2				2
2003	8				8
2004	3				3
1999	0				0
Unknown	2				2
Total	16				16

Semester	Incident				Total
	First	Second	Third	Fourth	
Fall	7				7
Spring	6				6
Summer	1				1
Unknown	2				2
Total	16				16

Status	Incident				Total
	First	Second	Third	Fourth	
Freshman	7				7
Sophomore	3				3
Junior	2				2
Senior	2				2
Unknown	2				2
Total	16				16

20-23 B. What did the offender do to you? (Check all that apply)

Touched, stroked, or fondled your private parts?
 Physically attempted to have sexual intercourse with you, but was not successful?
 Physically attempted to have oral or anal sex with you, but was not successful?
 Had sexual intercourse with you?
 Had oral sex with you?
 Had anal sex with you?

Incident			
First	Second	Third	Fourth
12			
0			
1			
3			
2			
0			

20-23 C. Where did the incident take place?

On installation in dorm/barracks
 On installation , NOT in dorm/barracks
 Off installation at an Academy-sponsored event
 Off installation and NOT at an Academy-sponsored
 Missing Data
 Total

Incident				
First	Second	Third	Fourth	Total
11				11
3				3
0				0
1				1
1				1
16				16

20-23 D. Did the incident involve MULTIPLE offenders?

Yes
 No
 I don't know
 Missing Data
 Total

Incident				
First	Second	Third	Fourth	Total
2				2
12				12
1				1
1				1
16				16

20-23 E. Who was the offender(s)? (Check all that apply)

Cadet/midshipman who was senior to me
 Cadet/midshipman who was in same class as me or below
 Military faculty or staff member
 Civilian faculty or staff member
 Military person NOT assigned to your academy
 Civilian person NOT assigned to your academy
 Unidentified person
 Missing Data
 Totals

Incident			
First	Second	Third	Fourth
3			
10			
0			
0			
1			
0			
1			
1			
16			

20-23 F. To which authorities, if any, was this incident reported? (Check all that apply)

	Incident			
	First	Second	Third	Fourth
Officer/NCO chain of command (AOC, MTL, TAC, Co. Officer, SEL)	1			
Academy staff & faculty member not in chain of command	1			
Academy hotline/helpline	0			
Academy Response Team (ART) [N/A for USMA and USNA]	0			
Person in cadet/midshipman chain of command	1			
Peer resource (SAVI GUIDE, CASIE Rep) [N/A for USMA]	0			
Academy Counseling or Development Center	0			
SAVI Advocate/Coordinator [N/A for USMA and USAFA]	0			
Off-Installation Counseling Center	0			
Installation Medical Personnel	0			
Off-Installation Medical Personnel	0			
Criminal investigative organizations (AFOSI, CID, NCIS)	0			
Security Forces, Military Police, or USNA Police	0			
Academy Inspector General's Office [N/A for USNA]	0			
Academy Chaplain/Clergy	0			
Non-Installation Chaplain/Clergy	0			
Civilian Law Enforcement Agency	0			
Service or DoD Inspector General's office or Hotline	0			
No one - I did not report this incident	12			
Other (please explain below)	0			

20-23 G. Did anyone in a POSITION OF AUTHORITY retaliate against you for reporting this incident (such as unwarranted punishment, demotion, or withholding a favorable duty position?)

	Incident				Total
	First	Second	Third	Fourth	
Yes	1				1
No	1				1
Don't know or not sure	0				0
Missing Data	14				14
Totals	16				16

20-23 H. Please indicate who retaliated against you (Check all that apply)

Cadet/midshipman in my chain of command
 Upperclassmen NOT in my chain of command
 Commissioned Officer in my chain of command
 Other Academy staff or faculty
 Service officials outside your Academy

Incident			
First	Second	Third	Fourth
1			
1			
0			
0			
0			

20-23 I. Please indicate if you experienced any of the following OTHER repercussions for reporting this incident? (Check all that apply)

Ostracism, harassment, or ridicule from other cadets/midshipmen NOT in chain of command?
 Ostracism, harassment, or ridicule from other cadets/midshipmen in chain of command?
 Ostracism, harassment, or ridicule from Academy staff or faculty members
 Other significant repercussions (Please specify below)
 No, I did not experience other repercussions.
 Total

Incident			
First	Second	Third	Fourth
1			
1			
0			
0			
0			
2			

20-23 J. Did a military criminal investigative organization (AFOSI, CID or NCIS) or a civilian law enforcement agency conduct a criminal investigation?

Yes
 No
 I don't know
 Missing Data
 Total

Incident				
First	Second	Third	Fourth	Total
0				0
1				1
0				0
15				15
16				16

20-23 K. Why wasn't a criminal investigation conducted?

The incident was not reported to LAW ENFORCEMENT officials
 I declined to cooperate with an investigation
 I don't know
 Missing Data
 Total

Incident				
First	Second	Third	Fourth	Total
1				1
0				0
0				0
15				15
16				16

20-23 L. Were you informed of the final disposition of this matter?

Yes

No, I was not informed

N/A - Offender was never identified.

N/A - Not yet resolved (ie. On-going investigation or legal proceedings)

Missing Data

Total

Incident				
First	Second	Third	Fourth	Total
0				0
0				0
0				0
0				0
				0
0				0

20-23 M. If you did not report this incident to MILITARY OR ACADEMY AUTHORITIES, please indicate the reasons that were the MOST IMPORTANT to you when you decided NOT to report? (Check all that apply)

(a) Does not apply, I reported it

(b) It was not serious enough to report

(c) I handled it myself

(d) I thought I would be labeled a trouble maker

(e) I thought nothing would be done

(f) Threatened with some form of retaliation

(g) not threatened with retaliation, but feared some form of retaliation

(h) Feared ostracism, harassment, or ridicule by peers

(I) Feared loss of friends

(j) Feared I or others would be punished for infractions/violations (such as underage drinking)

(k) Feared public disclosure of the assault

(l) Feared my parents/family would find out

(m) Pressured by someone in position of authority

(n) Feared that my boyfriend/girlfriend would find out

(o) Shame/embarrassment

(p) Feared other repercussions

(q) Feared people would not believe me

(r) Not aware of reporting procedures

(s) I thought I could deal with it myself

(t) Other (Explain below)

Incident				
First	Second	Third	Fourth	
0				
5				
5				
1				
1				
0				
0				
0				
1				
1				
0				
0				
0				
1				
1				
0				
0				
1				
2				

20N. How satisfied were you with how the following individuals/agencies handled this incident?

	Incident	Very Satisfied	Satisfied	Dissatisfied	Very Dissatisfied	N/A or I did not use resource	Missing Data	Total
Investigative agencies (OSI/ CID/NCIS)	First	0	0	0	0	12	4	16
	Second							
	Third							
	Fourth							
Military lawyers handling your case	First	0	0	0	0	11	5	16
	Second							
	Third							
	Fourth							
Victim Witness Assistance	First	0	0	0	0	12	4	16
	Second							
	Third							
	Fourth							
SAVI Advocate/Coordinator or Academy Response Team (ARTA) [N/A for West Point]	First	0	0	0	0	12	4	16
	Second							
	Third							
	Fourth							
Academy Counseling or Development Center	First	0	0	0	0	12	4	16
	Second							
	Third							
	Fourth							
Peer Resource (CASIE Rep/SAVI GUIDE) [N/A for West Point]	First	0	0	0	0	11	5	16
	Second							
	Third							
	Fourth							
Chain of Command	First	0	0	1	0	11	4	16
	Second							
	Third							
	Fourth							

20-23 N. If you were NOT satisfied with any of the above, please explain why

Do you have another incident to describe?

Yes

X

No

Appendix D.5 – USNA Female Survey Results

ABBREVIATIONS:

AOC - Air Officer Commanding

AFOSI - Air Force Office of Special Investigations

BCT - Basic Cadet Training

CASIE - Cadets Advocating Sexual Integrity and Education

CID - US Army Criminal Investigation Command

Co. Officer - Company Officer

DoD - Department of Defense

MTL - Military Training Leader

NCIS - Naval Criminal Investigative Service

OIG - Office of the Inspector General

SAVI - Sexual Assault Victim Intervention

SEL - Senior Enlisted Leader

TAC - Tactical Officer

Part I

Demographics

1. What is your gender?

- (a) Male
- (b) Female

2. What is your class year?

2004	150
2005	148
2006	164
2007	190
Missing data	0
Total	652

3. Which Academy do you attend?

- (a) Air Force Academy
- (b) Naval Academy
- (c) Military Academy

Part II

Values

4. As a cadet/midshipman, which of the below listed values are most important to your professional life at your Academy? Indicate top three in order of importance.

	1st	2nd	3rd
Accountability	12	24	28
Achievement	25	24	36
Ambition	18	17	22
Commitment	47	63	119
Courage	15	49	45
Effectiveness	9	12	23
Efficiency	3	12	11
Excellence	30	31	29
Friendship	27	40	68
Honor	140	106	53
Integrity	122	119	54
Loyalty to Country	27	24	29
Money	2	0	1
Power	0	1	0
Respect	64	67	59
Selfless Service	24	42	46
Spiritual Faith	84	12	9
Tolerance	2	8	19
Missing Data	1	1	1
Total	652	652	652

5. Based on your experience, to what extent do you AGREE or DISAGREE with the following statements?

	Strongly Agree	Agree	No Opinion	Disagree	Strongly Disagree	Missing Data	Totals
5.1. Cadets/ midshipmen at my Academy adhere to the Honor Code/Concept, even if they know they won't get caught violating it	7	352	63	211	18	1	652
5.2. Cadets/midshipment adhere to significant Academy rules and regulations, even if they know they won't get caught violating them	6	233	57	303	50	3	652
5.3. Cadets/midshipmen hold other cadets/midshipmen accountable to the Honor Code/Concept	17	311	120	184	15	5	652
5.4. Honesty in all things is expected and reinforced at my Academy	138	383	57	45	4	25	652
5.5. I am morally obligated to abide by the oath I took to support and defend the Constitution of the United States, regardless of the consequences to me.	426	201	15	5	0	5	652
5.6. I have felt pressure from others at my academy to compromise moral standards because of loyalty to friends/peers	37	244	74	231	62	4	652
5.7. I have felt pressure from others at my academy to compromise moral standards in order to meet academic or training objectives	20	149	70	312	98	3	652
5.8. Circumstances determine whether it is right or wrong for a cadet/midshipman to compromise his or her moral standards	14	160	91	264	118	5	652

Question 5 Continued:

	Strongly Agree	Agree	No Opinion	Disagree	Strongly Disagree	Missing Data	Totals
5.9. I am committed to living by moral standards that exceed those of society at large.	277	314	46	11	1	3	652
5.10. As a cadet/midshipman, it is important for me to meet the same exemplary conduct and leadership standards required of a commissioned officer.	317	301	14	14	2	4	652
5.11. My commitment to living by exemplary conduct and leadership standards has been reinforced by attending the Academy.	146	343	70	79	11	3	652
5.12. I believe commitment to some form of ethical/spiritual/religious beliefs is important to an officer's character.	284	273	51	22	18	4	652
5.13 I am strongly committed to some form of ethical/spiritual/religious beliefs about what is right and wrong.	296	287	34	23	10	2	652
5.14. My experiences at the Academy have enhanced my commitment to my ethical/spiritual/religious beliefs.	154	258	113	94	30	3	652

6. To what extent do you AGREE or DISAGREE with the following statements? The following behaviors would disrupt good order and discipline at my Academy:

	Strongly Agree	Agree	No Opinion	Disagree	Strongly Disagree	Missing Data	Total
6.1. Violating the Honor Code/Concept	230	335	34	42	10	1	652
6.2. Not reporting Honor Code/Concept violations	98	315	101	125	10	3	652
6.3. Favoritism based on gender	359	246	14	18	13	2	652
6.4. Engaging in prohibited relationships/ fraternization	104	264	124	134	24	2	652
6.5. Cadets/ midshipmen dating each other at the same Academy	15	22	39	262	311	3	652
6.6 Consensual sex between cadets/midshipmen ON Academy grounds	137	225	105	135	47	3	652
6.7. Consensual sex between cadets/midshipmen OFF Academy grounds	14	49	50	265	272	2	652
6.8. Excessive use of alcohol/drunkenness	209	282	74	72	9	6	652
6.9. Illegal drug use, or the abuse of prescription drugs	441	163	14	9	20	5	652
6.10. Viewing pornography or other sexually graphic content (images or movies)	156	212	126	122	33	3	652

Part III -

Academy Climate

7. To what extent do you AGREE or DISAGREE with the following statements about how men and women are treated at your academy?

	Strongly Agree	Agree	No Opinion	Disagree	Strongly Disagree	Missing Data	Total
(a) Men receive more favorable treatment OVERALL.	74	229	111	218	18	2	652
(b) Women receive more favorable treatment OVERALL.	8	47	100	395	100	2	652
(c) Men and women are treated fairly OVERALL.	15	272	88	208	65	4	652

8. Do you AGREE or DISAGREE with the following statement? Cadets/Midshipmen dormitory/barracks areas should be physically separated (i.e., different floors or buildings) by gender.

Agree	No Opinion	Disagree	Missing Data	Total
14	12	624	2	652

9. Do you understand the following?

9.1. The difference between sexual harassment and sexual assault.

9.2. How to avoid situations that might increase the risk of sexual assault.

9.3. How to report sexual assaults.

9.4. How to obtain medical care following a sexual assault.

9.5. How to obtain counseling following a sexual assault.

9.6. The services that your Academy's legal office can provide to a victim in response to sexual assault.

9.7. The general responsibilities of law enforcement and criminal investigative agencies in response to sexual assaults.

9.8. The role of the chain of command in handling sexual assaults.

9.9. Where to go if I need additional information on the areas above.

Yes	No	Not Sure	Missing Data	Total
628	4	19	1	652
641	2	9	0	652
568	28	54	2	652
520	54	78	0	652
558	34	56	4	652
364	149	138	1	652
365	140	147	0	652
341	160	149	2	652
547	39	65	1	652

10. At your Academy, to what extent do you think current cadet/midshipmen leaders _____?

	Very large extent	Large extent	Moderate extent	Small Extent	Not at all	No Basis to Judge	Missing Data	Total
10.1. Demonstrate good examples of sound moral character	32	278	281	46	10	5	0	652
10.2 Hold others accountable for their conduct	35	238	281	80	10	7	1	652
10.3 Promote and safeguard the welfare of subordinates	71	279	206	71	15	6	4	652
10.4. Create a climate in which sexual HARASSMENT is not tolerated	65	188	211	120	45	20	3	652
10.5. Create a climate in which cadets/midshipmen are encouraged to report sexual HARASSMENT	57	137	168	165	87	36	2	652
10.6. Create a climate in which sexual ASSAULT is not tolerated	162	250	130	64	19	27	0	652
10.7. Create a climate in which cadets/midshipmen are encouraged to report a sexual ASSAULT	99	201	166	89	57	35	5	652
10.8. Ensure those who have reported sexual harassment/assault are treated with dignity and respect	41	125	138	128	89	131	0	652
10.9. Provide an appropriate level of privacy to those who have experienced sexual ASSAULT	54	115	123	112	76	171	1	652

11. At your Academy, to what extent do you think current commissioned officers directly in charge of your unit (TAC, AOC, Co Officers) _____?

	Very large extent	Large extent	Moderate extent	Small Extent	Not at all	No Basis to Judge	Missing Data	Total
11.1 Demonstrate good examples of sound moral character	107	304	181	38	11	11	0	652
11. 2 Hold others accountable for their conduct	195	326	105	16	1	7	2	652
11.3 Promote and safeguard the welfare of subordinates	148	279	166	39	12	5	3	652
11.4. Create a climate in which sexual HARASSMENT is not tolerated	177	261	116	48	17	30	3	652
11.5 Create a climate in which cadets/midshipmen are encouraged to report sexual HARASSMENT	132	238	126	76	27	48	5	652
11.6 Create a climate in which sexual ASSAULT is not tolerated	233	244	90	34	10	38	3	652
11.7 Create a climate in which cadets/midshipmen are encouraged to report a sexual ASSAULT	170	248	103	51	22	54	4	652
11.8 Ensure those who have reported sexual harassment/assault are treated with dignity and respect	123	202	100	51	23	152	1	652

Question 11. Continued:

	Very large extent	Large extent	Moderate extent	Small Extent	Not at all	No Basis to Judge	Missing Data	Total
11.9 Provide an appropriate level of privacy to those who have experienced sexual ASSAULT	123	178	95	59	22	171	4	652
11.10. Provide adequate information to cadets/midshipmen about policies, procedures, and consequences of sexual ASSAULT	127	210	152	75	23	62	3	652

12. At your Academy, to what extent do you think the current Academy Senior Leadership (Superintendent, Commandant, Vice/Deputy Commandant, Dean) _____?

	Very large extent	Large extent	Moderate extent	Small Extent	Not at all	No Basis to Judge	Missing Data	Total
12.1 Demonstrate good examples of sound moral character	423	191	27	3	1	7	0	652
12.2 Hold cadets/midshipmen accountable for their conduct	433	188	25	3	0	3	0	652
12.3 Promote and safeguard the welfare of subordinates	403	191	48	3	0	4	3	652
12.4 Treat subordinate cadets/midshipmen fairly regardless of gender	336	178	84	25	6	22	1	652
12.5 Create a climate in which sexual HARASSMENT is not tolerated	367	164	71	23	1	24	2	652
12.6 Create a climate in which sexual ASSAULT is not tolerated	410	157	43	12	2	27	1	652

13. At your Academy, to what extent do you think the current academic faculty _____?

	Very large extent	Large extent	Moderate extent	Small Extent	Not at all	No Basis to Judge	Missing Data	Total
13.1 Demonstrate good examples of sound moral character	90	324	185	21	1	30	1	652
13.2 Should cadets/midshipmen accountable for their conduct	112	300	182	35	3	19	1	652
13.3 Promote and safeguard the welfare of subordinates	93	269	183	53	8	42	4	652
13.4 Treat subordinate cadets/midshipmen fairly regardless of gender	109	271	190	65	2	11	4	652
13.5 Create a climate in which sexual HARASSMENT is not tolerated	108	227	135	38	12	127	5	652
13.6 Create a climate in which sexual assault is not tolerated	141	238	99	21	10	141	2	652

14. Based on the behavior you have observed, to what extent are cadets/midshipmen at your Academy willing to _____?

	Very large extent	Large extent	Moderate extent	Small Extent	Not at all	No Basis to Judge	Missing Data	Total
14.1 CONFRONT other cadets/midshipmen who engage in sexual HARASSMENT, including inappropriate comments and actions	29	80	150	259	86	48	0	652
14.2 REPORT other cadets/midshipment who continue to engage in sexual HARASSMENT after having been previously confronted	21	74	135	231	100	90	1	652
14.3 REPORT other cadets/midshipmen who commit sexual ASSAULT	69	116	129	167	54	112	5	652

15. To what extent do you think cadets/midshipmen at your Academy _____?

	Very large extent	Large extent	Moderate extent	Small Extent	Not at all	No basis to judge	Missing Data	Total
15.1 Allow personal loyalties to affect reporting of sexual ASSAULT	74	185	185	87	26	93	2	652
15.2 Do NOT report sexual ASSAULT out of concern they or others will be punished for infractions, such as fraternization or underage drinking	123	200	141	85	19	80	4	652
15.3 Consider fraudulent reporting of sexual ASSAULT incidents to be a problem at the Academy	109	131	126	139	59	84	4	652

16. Would you be willing to report a personal experience of sexual assault to the following individuals/agencies?

	Yes	No	Uncertain	Service Not Available	Missing Data	Total
(a) Officer/NCO Chain of command member (ie. AOC, MTL, TAC, Co Officer, SEL)	305	187	157	0	3	652
(b) Faculty member, coaches, or Academy staff not in chain of command	405	163	84	0	0	652
(c) Academy hotline/helpline	274	257	100	21	0	652
(d) Person in cadet/midshipman chain of command	302	233	114	0	3	652
(e) Peer resource (eg. SAVI GUIDE, CASIE Rep) [N/A for USMA]	462	127	62	1	0	652
(f) Academy Counseling or Development Center	309	233	110	0	0	652
(g) Installation Medical Personnel	383	158	108	2	1	652
(h) Criminal investigative organizations (ie. AFOSI, CID, NCIS)	310	188	152	2	0	652
(i) Security Forces, Military Police or USNA Police	212	311	126	0	3	652
(j) Academy Inspector General Office [N/A for USNA]	44	87	27	441	53	652
(k) Academy Chaplain/Clergy	401	152	99	0	0	652
(l) Academy Response Team (ART) [N/A for West Point and Naval Academy]	37	76	28	441	70	652
(m) SAVI Advocate/Coordinator [N/A for USMA and USAFA]	410	134	102	2	4	652
(n) Service Inspector General's office or hotline	105	339	177	24	7	652
(o) DoD Inspector General's office or DoD IG Hotline	113	352	176	7	4	652
(p) Other (please explain)	100	182	76	100	194	652

17. In this question, you will be asked about sexual talk and/or behaviors that were both UNINVITED AND UNWANTED, and in which you did not participate willingly. SINCE JUNE OF 2003, how frequently have you been in situations where persons assigned to your Academy (cadets/midshipmen and/or other military or civilian personnel working at your Academy)_____?

	Never	Once or twice	Several times	Often	Very often	Missing Data	Total
17.1 Repeatedly told stories or jokes of a sexual nature that were offensive to you	143	228	131	93	55	2	652
17.2 Made unwelcome attempts to draw you into a discussion of sexual matters (for example, attempted to discuss or comment on your sex life)	248	218	110	43	29	4	652
17.3 Made offensive remarks about your appearance, body, or sexual activities	239	210	108	60	35	0	652
17.4 Made gestures or used body language of a sexual nature that embarrassed or offended you	266	222	97	38	26	3	652
17.5 Made unwanted attempts to establish a romantic sexual relationship with you despite your efforts to discourage it	408	163	49	21	10	1	652
17.6 Continued to ask you for dates, drinks, dinner, etc, even though you said "No"	460	122	45	16	7	2	652
17.7 Made you feel like you were being bribed with some sort of reward or special treatment to engage in sexual behavior	599	33	12	5	3	0	652
17.8 Made you feel threatened with some sort of retaliation for not being sexually cooperative (for example, by mentioning an upcoming review or evaluation)	629	11	5	3	2	2	652
17.9 Touched you in a way that made you feel uncomfortable	146	460	31	9	5	1	652
17.10 Treated you badly for refusing to have sex	602	38	4	2	4	2	652
17.11 Implied better assignments or better treatment if you were sexually cooperative	633	14	2	0	1	2	652

18. How many of the behaviors listed above that YOU MARKED AS HAPPENING TO YOU do you consider to have been sexual harassment?

(a) None were sexual harassment	220
(b) Some were sexual harassment	262
(c) Most were sexual harassment	63
(d) All were sexual harassment	44
(e) Does not apply (I marked "NEVER" in every item in question #17)	61
Missing Data	2
Total	652

Part IV

Personal Experiences

The remaining questions apply to your total time at the Academy (EXCLUDING Prep School)

19. SINCE BECOMING A CADET/MIDSHIPMAN, has someone done any of the following to you WITHOUT YOUR CONSENT AND AGAINST YOUR WILL?

Touched, stroked, or fondled your private parts

Physically attempted to have sexual intercourse with you, but was not successful

Physically attempted to have oral or anal sex with you, but was not successful

Had sexual intercourse with you?

Had oral sex with you?

Had anal sex with you?

Yes	83
No	568
Missing Data	1
Totals	652

20-23. If you answered Yes to Question 19, please describe up to four such incidents, focusing on those you consider to be the most severe incidents.

20-23 A. When did this incident occur? [calendar year, semester and your status/rank(BCT or Plebe Summer/freshman/sophomore/junior/senior)] (Note: if you selected summer "semester," it assumes that graduation has occurred and you have risen to the next rank)

Year	Incident				Total
	First	Second	Third	Fourth	
1999	1	0	0	0	1
2000	3	0	0	0	3
2001	15	4	1	0	20
2002	16	1	1	1	19
2003	38	4	1	0	43
2004	9	2	0	0	11
Unknown	1	1	0	0	2
Total	83	12	3	1	99

Semester	Incident				Total
	First	Second	Third	Fourth	
Fall	41	4	0	0	4
Spring	27	3	2	1	47
Summer	13	3	1	0	32
Unknown	2	2	0	0	16
Total	83	12	3	1	99

Status	Incident				Total
	First	Second	Third	Fourth	
Freshman	32	3	2	1	38
Sophomore	27	5	0	0	32
Junior	13	1	1	0	15
Senior	7	1	0	0	8
PLB	1	0	0	0	1
BCT	1	0	0	0	1
Unknown	2	2	0	0	4
Total	83	12	3	1	99

20-23 B. What did the offender do to you? (Check all that apply)

Touched, stroked, or fondled your private parts?
 Physically attempted to have sexual intercourse with you, but was not successful?
 Physically attempted to have oral or anal sex with you, but was not successful?
 Had sexual intercourse with you?
 Had oral sex with you?
 Had anal sex with you?

Incident			
First	Second	Third	Fourth
54	6	2	0
22	2	1	1
9	3	0	0
21	3	0	0
10	1	0	0
1	1	0	0

20-23 C. Where did the incident take place?

On installation in dorm/barracks
 On installation , NOT in dorm/barracks
 Off installation at an Academy-sponsored event
 Off installation and NOT at an Academy-sponsored
 Missing Data
 Total

Incident				
First	Second	Third	Fourth	Total
36	8	2	1	47
6	0	0	0	6
7	2	0	0	9
32	2	1	0	35
2	0	0	0	2
83	12	3	1	99

20-23 D. Did the incident involve MULTIPLE offenders?

Yes
 No
 I don't know
 Missing Data
 Total

Incident				
First	Second	Third	Fourth	Total
7	0	0	0	7
70	12	3	1	86
3	0	0	0	3
3	0	0	0	3
83	12	3	1	99

20-23 E. Who was the offender(s)? (Check all that apply)

Cadet/midshipman who was senior to me
 Cadet/midshipman who was in same class as me or below
 Military faculty or staff member
 Civilian faculty or staff member
 Military person NOT assigned to your academy
 Civilian person NOT assigned to your academy
 Unidentified person
 Missing Data
 Totals

Incident			
First	Second	Third	Fourth
26	6	2	1
47	4	1	0
1	0	0	0
0	0	0	0
3	1	0	0
3	1	0	0
1	0	0	0
2	0	0	0
83	12	3	1

20-23 F. To which authorities, if any, was this incident reported? (Check all that apply)

	Incident			
	First	Second	Third	Fourth
Officer/NCO chain of command (AOC, MTL, TAC, Co. Officer, SEL)	10	2	0	0
Academy staff & faculty member not in chain of command	5	0	0	0
Academy hotline/helpline	0	0	0	0
Academy Response Team (ART) [N/A for USMA and USNA]	1	0	0	0
Person in cadet/midshipman chain of command	5	0	0	0
Peer resource (SAVI GUIDE, CASIE Rep) [N/A for USMA]	5	0	0	0
Academy Counseling or Development Center	5	1	0	0
SAVI Advocate/Coordinator [N/A for USMA and USAFA]	13	0	0	0
Off-Installation Counseling Center	1	0	0	0
Installation Medical Personnel	2	0	0	0
Off-Installation Medical Personnel	1	0	0	0
Criminal investigative organizations (AFOSI, CID, NCIS)	9	0	0	0
Security Forces, Military Police, or USNA Police	0	0	0	0
Academy Inspector General's Office [N/A for USNA]	0	0	0	0
Academy Chaplain/Clergy	5	0	0	0
Non-Installation Chaplain/Clergy	0	0	0	0
Civilian Law Enforcement Agency	0	0	0	0
Service or DoD Inspector General's office or Hotline	0	0	0	0
No one - I did not report this incident	59	9	3	1
Other (please explain below)	4	1	0	0

20-23 G. Did anyone in a POSITION OF AUTHORITY retaliate against you for reporting this incident (such as unwarranted punishment, demotion, or withholding a favorable duty position?)

	Incident				Total
	First	Second	Third	Fourth	
Yes	2	0	0	0	2
No	14	3	0	0	17
Don't know or not sure	4	0	0	0	4
Missing Data	63	9	3	1	76
Totals	83	12	3	1	99

20-23 H. Please indicate who retaliated against you (Check all that apply)

	Incident			
	First	Second	Third	Fourth
Cadet/midshipman in my chain of command	0	0	0	0
Upperclassmen NOT in my chain of command	0	0	0	0
Commissioned Officer in my chain of command	0	0	0	0
Other Academy staff or faculty	2	0	0	0
Service officials outside your Academy	0	0	0	0

20-23 I. Please indicate if you experienced any of the following OTHER repercussions for reporting this incident? (Check all that apply)

	Incident			
	First	Second	Third	Fourth
Ostracism, harassment, or ridicule from other cadets/midshipmen NOT in chain of command?	9	1	0	0
Ostracism, harassment, or ridicule from other cadets/midshipmen in chain of command?	5	0	0	0
Ostracism, harassment, or ridicule from Academy staff or faculty members	1	0	0	0
Other significant repercussions (Please specify below)	1	0	0	0
No, I did not experience other repercussions.	7	2	0	0
Total	23	3	0	0

20-23 J. Did a military criminal investigative organization (AFOSI, CID or NCIS) or a civilian law enforcement agency conduct a criminal investigation?

	Incident				Total
	First	Second	Third	Fourth	
Yes	10	1	0	0	11
No	9	2	0	0	11
I don't know	1	0	0	0	1
Missing Data	63	9	3	1	76
Total	83	12	3	1	99

20-23 K. Why wasn't a criminal investigation conducted?

	Incident				Total
	First	Second	Third	Fourth	
The incident was not reported to LAW ENFORCEMENT officials	4	0	0	0	4
I declined to cooperate with an investigation	3	1	0	0	4
I don't know	1	1	0	0	2
Missing Data	75	10	3	1	89
Total	83	12	3	1	99

20-23 L. Were you informed of the final disposition of this matter?

Yes
 No, I was not informed
 N/A - Offender was never identified.
 N/A - Not yet resolved (ie. On-going investigation or legal proceedings)
 Missing Data
 Total

Incident				
First	Second	Third	Fourth	Total
8	1	0	0	9
0	0	0	0	0
1	0	0	0	1
3	1	0	0	4
71	10	3	1	85
83	12	3	1	99

20-23 M. If you did not report this incident to MILITARY OR ACADEMY AUTHORITIES, please indicate the reasons that were the MOST IMPORTANT to you when you decided NOT to report? (Check all that apply)

(a) Does not apply, I reported it
 (b) It was not serious enough to report
 (c) I handled it myself
 (d) I thought I would be labeled a trouble maker
 (e) I thought nothing would be done
 (f) Threatened with some form of retaliation
 (g) not threatened with retaliation, but feared some form of retaliation
 (h) Feared ostracism, harassment, or ridicule by peers
 (I) Feared loss of friends
 (j) Feared I or others would be punished for infractions/violations (such as underage drinking)
 (k) Feared public disclosure of the assault
 (l) Feared my parents/family would find out
 (m) Pressured by someone in position of authority
 (n) Feared that my boyfriend/girlfriend would find out
 (o) Shame/embarrassment
 (p) Feared other repercussions
 (q) Feared people would not believe me
 (r) Not aware of reporting procedures
 (s) I thought I could deal with it myself
 (t) Other (Explain below)

Incident			
First	Second	Third	Fourth
12	1	0	0
27	3	2	0
37	0	2	0
16	0	0	0
7	0	0	0
1	0	0	0
8	0	0	0
26	3	0	0
12	2	0	0
15	1	0	0
20	3	0	0
14	2	0	0
1	0	0	0
3	1	0	0
34	4	0	0
7	1	0	0
18	3	0	0
3	2	1	0
29	5	1	1
9	2	1	0

20N. How satisfied were you with how the following individuals/agencies handled this incident?

	Incident	Very Satisfied	Satisfied	Dissatisfied	Very Dissatisfied	N/A or I did not use resource	Missing Data	Total
Investigative agencies (OSI/ CID/NCIS)	First	2	6	2	3	62	8	83
	Second	4	0	0	0	11	1	16
	Third	0	0	0	0	3	0	3
	Fourth	0	0	0	0	1	0	1
Military lawyers handling your case	First	3	2	1	2	66	9	83
	Second	0	0	0	0	11	1	12
	Third	0	0	0	0	3	0	3
	Fourth	0	0	0	0	1	0	1
Victim Witness Assistance	First	1	2	0	0	71	9	83
	Second	0	0	0	0	10	2	12
	Third	0	0	0	0	3	0	3
	Fourth	0	0	0	0	1	0	1
SAVI Advocate/Coordinator or Academy Response Team (ARTA) [N/A for West Point]	First	7	7	0	1	59	9	83
	Second	0	0	0	0	11	1	12
	Third	0	0	0	0	3	0	3
	Fourth	0	0	0	0	1	0	1
Academy Counseling or Development Center	First	4	6	2	0	63	8	83
	Second	0	0	0	1	10	1	12
	Third	0	0	0	0	3	0	3
	Fourth	0	0	0	0	1	0	1
Peer Resource (CASIE Rep/SAVI GUIDE) [N/A for West Point]	First	3	4	0	1	66	9	83
	Second	0	0	0	0	11	1	12
	Third	0	0	0	0	3	0	3
	Fourth	0	0	0	0	1	0	1
Chain of Command	First	3	5	5	2	59	9	83
	Second	0	0	0	1	10	1	12
	Third	0	0	0	0	3	0	3
	Fourth	0	0	0	0	1	0	1

20-23 N. If you were NOT satisfied with any of the above, please explain why

Do you have another incident to describe?

Yes

X

No

Appendix D.6 – USNA Male Survey Results

ABBREVIATIONS:

AOC - Air Officer Commanding
AFOSI - Air Force Office of Special Investigations
BCT - Basic Cadet Training
CASIE - Cadets Advocating Sexual Integrity and Education
CID - US Army Criminal Investigation Command
Co. Officer - Company Officer
DoD - Department of Defense
MTL - Military Training Leader
NCIS - Naval Criminal Investigative Service
OIG - Office of the Inspector General
SAVI - Sexual Assault Victim Intervention
SEL - Senior Enlisted Leader
TAC - Tactical Officer

Part I

Demographics

1. What is your gender?

- (a) Male
- (b) Female

2. What is your class year?

2004	256
2005	259
2006	265
2007	266
Missing data	0
Total	1046

3. Which Academy do you attend?

- (a) Air Force Academy
- (b) Naval Academy
- (c) Military Academy

Part II

Values

4. As a cadet/midshipman, which of the below listed values are most important to your professional life at your Academy? Indicate top three in order of importance.

	1st	2nd	3rd
Accountability	22	35	40
Achievement	48	36	52
Ambition	13	19	31
Commitment	43	81	196
Courage	27	139	93
Effectiveness	27	39	32
Efficiency	14	19	26
Excellence	60	35	72
Friendship	49	74	107
Honor	289	200	74
Integrity	140	154	90
Loyalty to Country	99	74	58
Money	2	6	12
Power	0	3	3
Respect	34	55	80
Selfless Service	36	54	47
Spiritual Faith	135	15	17
Tolerance	6	6	15
Missing Data	2	2	1
Total	1046	1046	1046

5. Based on your experience, to what extent do you AGREE or DISAGREE with the following statements?

	Strongly Agree	Agree	No Opinion	Disagree	Strongly Disagree	Missing Data	Totals
5.1. Cadets/ midshipmen at my Academy adhere to the Honor Code/Concept, even if they know they won't get caught violating it	71	669	85	203	16	2	1046
5.2. Cadets/midshipment adhere to significant Academy rules and regulations, even if they know they won't get caught violating them	36	508	115	334	52	1	1046
5.3. Cadets/midshipmen hold other cadets/midshipmen accountable to the Honor Code/Concept	71	578	175	197	19	6	1046
5.4. Honesty in all things is expected and reinforced at my Academy	309	575	69	70	7	16	1046
5.5. I am morally obligated to abide by the oath I took to support and defend the Constitution of the United States, regardless of the consequences to me.	755	253	21	10	1	6	1046
5.6. I have felt pressure from others at my academy to compromise moral standards because of loyalty to friends/peers	59	348	117	398	121	3	1046
5.7. I have felt pressure from others at my academy to compromise moral standards in order to meet academic or training objectives	33	224	94	507	186	2	1046
5.8. Circumstances determine whether it is right or wrong for a cadet/midshipman to compromise his or her moral standards	33	227	178	401	203	4	1046

Question 5 Continued:

	Strongly Agree	Agree	No Opinion	Disagree	Strongly Disagree	Missing Data	Totals
5.9. I am committed to living by moral standards that exceed those of society at large.	472	484	54	27	4	5	1046
5.10. As a cadet/midshipman, it is important for me to meet the same exemplary conduct and leadership standards required of a commissioned officer.	493	449	54	41	7	2	1046
5.11. My commitment to living by exemplary conduct and leadership standards has been reinforced by attending the Academy.	293	536	98	91	27	1	1046
5.12. I believe commitment to some form of ethical/spiritual/religious beliefs is important to an officer's character.	461	369	94	67	47	8	1046
5.13 I am strongly committed to some form of ethical/spiritual/religious beliefs about what is right and wrong.	473	432	62	41	32	6	1046
5.14. My experiences at the Academy have enhanced my commitment to my ethical/spiritual/religious beliefs.	216	375	217	159	72	7	1046

6. To what extent do you AGREE or DISAGREE with the following statements? The following behaviors would disrupt good order and discipline at my Academy:

	Strongly Agree	Agree	No Opinion	Disagree	Strongly Disagree	Missing Data	Total
6.1. Violating the Honor Code/Concept	407	502	60	61	15	1	1046
6.2. Not reporting Honor Code/Concept violations	157	501	176	190	20	2	1046
6.3. Favoritism based on gender	607	347	40	29	20	3	1046
6.4. Engaging in prohibited relationships/ fraternization	268	453	137	157	28	3	1046
6.5. Cadets/ midshipmen dating each other at the same Academy	112	148	147	422	213	4	1046
6.6 Consensual sex between cadets/midshipmen ON Academy grounds	312	331	129	202	71	1	1046
6.7. Consensual sex between cadets/midshipmen OFF Academy grounds	103	125	119	401	296	2	1046
6.8. Excessive use of alcohol/drunkenness	243	471	124	157	46	5	1046
6.9. Illegal drug use, or the abuse of prescription drugs	733	226	35	23	17	12	1046
6.10. Viewing pornography or other sexually graphic content	73	170	193	366	241	3	1046

Part III -

Academy Climate

7. To what extent do you AGREE or DISAGREE with the following statements about how men and women are treated at your academy?

	Strongly Agree	Agree	No Opinion	Disagree	Strongly Disagree	Missing Data	Total
(a) Men receive more favorable treatment OVERALL.	12	95	124	572	237	6	1046
(b) Women receive more favorable treatment OVERALL.	271	371	105	264	30	5	1046
(c) Men and women are treated fairly OVERALL.	38	304	161	393	140	10	1046

8. Do you AGREE or DISAGREE with the following statement? Cadets/Midshipmen dormitory/barracks areas should be physically separated (i.e., different floors or buildings) by gender.

Agree	No Opinion	Disagree	Missing Data	Total
175	62	804	5	1046

9. Do you understand the following?

9.1. The difference between sexual harassment and sexual assault.

9.2. How to avoid situations that might increase the risk of sexual assault.

9.3. How to report sexual assaults.

9.4. How to obtain medical care following a sexual assault.

9.5. How to obtain counseling following a sexual assault.

9.6. The services that your Academy's legal office can provide to a victim in response to sexual assault.

9.7. The general responsibilities of law enforcement and criminal investigative agencies in response to sexual assaults.

9.8. The role of the chain of command in handling sexual assaults.

9.9. Where to go if I need additional information on the areas above.

Yes	No	Not Sure	Missing Data	Total
1006	5	33	2	1046
1021	8	15	2	1046
943	42	57	4	1046
864	90	90	2	1046
924	63	53	6	1046
675	204	163	4	1046
729	166	148	3	1046
667	205	169	5	1046
911	62	62	11	1046

10. At your Academy, to what extent do you think current cadet/midshipmen leaders _____?

	Very large extent	Large extent	Moderate extent	Small Extent	Not at all	No Basis to Judge	Missing Data	Total
10.1. Demonstrate good examples of sound moral character	72	481	383	74	18	17	1	1046
10.2 Hold others accountable for their conduct	102	451	369	96	11	11	6	1046
10.3 Promote and safeguard the welfare of subordinates	135	459	293	105	33	16	5	1046
10.4. Create a climate in which sexual HARASSMENT is not tolerated	198	445	238	93	24	43	5	1046
10.5. Create a climate in which cadets/midshipmen are encouraged to report sexual HARASSMENT	166	381	275	108	37	74	5	1046
10.6. Create a climate in which sexual ASSAULT is not tolerated	412	407	121	42	10	53	1	1046
10.7. Create a climate in which cadets/midshipmen are encouraged to report a sexual ASSAULT	301	396	176	56	27	82	8	1046
10.8. Ensure those who have reported sexual harassment/assault are treated with dignity and respect	188	319	177	72	32	253	5	1046
10.9. Provide an appropriate level of privacy to those who have experienced sexual ASSAULT	207	285	159	52	29	309	5	1046

11. At your Academy, to what extent do you think current commissioned officers directly in charge of your unit (TAC, AOC, Co Officers) _____?

	Very large extent	Large extent	Moderate extent	Small Extent	Not at all	No Basis to Judge	Missing Data	Total
11.1 Demonstrate good examples of sound moral character	257	477	202	75	14	20	1	1046
11. 2 Hold others accountable for their conduct	401	482	113	27	6	11	6	1046
11.3 Promote and safeguard the welfare of subordinates	285	438	200	79	25	10	9	1046
11.4. Create a climate in which sexual HARASSMENT is not tolerated	411	416	118	29	12	51	9	1046
11.5 Create a climate in which cadets/midshipmen are encouraged to report sexual HARASSMENT	380	386	153	35	14	72	6	1046
11.6 Create a climate in which sexual ASSAULT is not tolerated	496	368	87	22	8	59	6	1046
11.7 Create a climate in which cadets/midshipmen are encouraged to report a sexual ASSAULT	417	375	111	38	10	80	15	1046
11.8 Ensure those who have reported sexual harassment/assault are treated with dignity and respect	343	340	97	25	10	226	5	1046

Question 11. Continued:

	Very large extent	Large extent	Moderate extent	Small Extent	Not at all	No Basis to Judge	Missing Data	Total
11.9 Provide an appropriate level of privacy to those who have experienced sexual ASSAULT	324	314	93	30	8	273	4	1046
11.10. Provide adequate information to cadets/midshipmen about policies, procedures, and consequences of sexual ASSAULT	323	350	172	76	17	101	7	1046

12. At your Academy, to what extent do you think the current Academy Senior Leadership (Superintendent, Commandant, Vice/Deputy Commandant, Dean) _____?

	Very large extent	Large extent	Moderate extent	Small Extent	Not at all	No Basis to Judge	Missing Data	Total
12.1 Demonstrate good examples of sound moral character	743	254	21	9	1	17	1	1046
12.2 Hold cadets/midshipmen accountable for their conduct	757	245	21	5	1	12	5	1046
12.3 Promote and safeguard the welfare of subordinates	706	252	45	15	3	12	13	1046
12.4 Treat subordinate cadets/midshipmen fairly regardless of gender	524	214	129	80	43	51	5	1046
12.5 Create a climate in which sexual HARASSMENT is not tolerated	707	249	45	6	2	31	6	1046
12.6 Create a climate in which sexual ASSAULT is not tolerated	742	233	30	4	1	32	4	1046

13. At your Academy, to what extent do you think the current academic faculty _____?

	Very large extent	Large extent	Moderate extent	Small Extent	Not at all	No Basis to Judge	Missing Data	Total
13.1 Demonstrate good examples of sound moral character	193	532	218	34	6	58	5	1046
13.2 Hold cadets/midshipmen accountable for their conduct	227	452	256	43	13	48	7	1046
13.3 Promote and safeguard the welfare of subordinates	185	399	258	73	20	94	17	1046
13.4 Treat subordinate cadets/midshipmen fairly regardless of gender	219	429	242	82	19	43	12	1046
13.5 Create a climate in which sexual HARASSMENT is not tolerated	303	354	138	30	15	195	11	1046
13.6 Create a climate in which sexual assault is not tolerated	343	341	115	21	17	196	13	1046

14. Based on the behavior you have observed, to what extent are cadets/midshipmen at your Academy willing to _____?

	Very large extent	Large extent	Moderate extent	Small Extent	Not at all	No Basis to Judge	Missing Data	Total
14.1 CONFRONT other cadets/midshipmen who engage in sexual HARASSMENT, including inappropriate comments and actions	118	243	298	224	37	121	5	1046
14.2 REPORT other cadets/midshipment who continue to engage in sexual HARASSMENT after having been previously confronted	118	277	272	179	27	166	7	1046
14.3 REPORT other cadets/midshipmen who commit sexual ASSAULT	309	298	148	76	12	197	6	1046

15. To what extent do you think cadets/midshipmen at your Academy _____?

	Very large extent	Large extent	Moderate extent	Small Extent	Not at all	No basis to judge	Missing Data	Total
15.1 Allow personal loyalties to affect reporting of sexual ASSAULT	74	159	258	251	96	201	7	1046
15.2 Do NOT report sexual ASSAULT out of concern they or others will be punished for infractions, such as fraternization or underage drinking	93	206	216	222	117	186	6	1046
15.3 Consider fraudulent reporting of sexual ASSAULT incidents to be a problem at the Academy	260	192	187	157	105	138	7	1046

16. Would you be willing to report a personal experience of sexual assault to the following individuals/agencies?

	Yes	No	Uncertain	Service Not Available	Missing Data	Total
(a) Officer/NCO Chain of command member (ie. AOC, MTL, TAC, Co Officer, SEL)	741	173	127	1	4	1046
(b) Faculty member, coaches, or Academy staff not in chain of command	604	276	155	2	9	1046
(c) Academy hotline/helpline	577	280	154	29	6	1046
(d) Person in cadet/midshipman chain of command	569	314	158	1	4	1046
(e) Peer resource (eg. SAVI GUIDE, CASIE Rep) [N/A for West Point]	791	170	74	1	10	1046
(f) Academy Counseling or Development Center	628	254	154	1	9	1046
(g) Installation Medical Personnel	758	173	107	1	7	1046
(h) Criminal investigative organizations (ie. AFOSI, CID, NCIS)	699	192	143	4	8	1046
(i) Security Forces, Military Police or USNA Police	501	383	155	1	6	1046
(j) Academy Inspector General Office [N/A for Naval Academy]	154	93	55	669	75	1046
(k) Academy Chaplain/Clergy	852	99	83	2	10	1046
(l) Academy Response Team (ART) [N/A for West Point and Naval Academy]	124	79	57	698	88	1046
(m) SAVI Advocate/Coordinator [N/A for West Point and USAFA]	757	168	106	6	9	1046
(n) Service Inspector General's office or hotline	389	372	253	23	9	1046
(o) DoD Inspector General's office or DoD IG Hotline	391	392	249	8	6	1046
(p) Other (please explain)	95	284	181	211	275	1046

17. In this question, you will be asked about sexual talk and/or behaviors that were both UNINVITED AND UNWANTED, and in which you did not participate willingly. SINCE JUNE OF 2003, how frequently have you been in situations where persons assigned to your Academy (cadets/midshipmen and/or other military or civilian personnel working at your Academy)_____?

	Never	Once or twice	Several times	Often	Very often	Missing Data	Total
17.1 Repeatedly told stories or jokes of a sexual nature that were offensive to you	704	212	74	37	16	3	1046
17.2 Made unwelcome attempts to draw you into a discussion of sexual matters (for example, attempted to discuss or comment on your sex life)	715	220	71	25	8	7	1046
17.3 Made offensive remarks about your appearance, body, or sexual activities	814	144	52	22	8	6	1046
17.4 Made gestures or used body language of a sexual nature that embarrassed or offended you	883	117	27	9	3	7	1046
17.5 Made unwanted attempts to establish a romantic sexual relationship with you despite your efforts to discourage it	968	55	14	1	1	7	1046
17.6 Continued to ask you for dates, drinks, dinner, etc, even though you said "No"	1008	28	4	2	0	4	1046
17.7 Made you feel like you were being bribed with some sort of reward or special treatment to engage in sexual behavior	1026	10	1	1	0	8	1046
17.8 Made you feel threatened with some sort of retaliation for not being sexually cooperative (for example, by mentioning an upcoming review or evaluation)	1024	7	3	0	0	12	1046
17.9 Touched you in a way that made you feel uncomfortable	45	986	10	0	2	3	1046
17.10 Treated you badly for refusing to have sex	1027	9	3	0	2	5	1046
17.11 Implied better assignments or better treatment if you were sexually cooperative	1031	4	0	0	2	9	1046

18. How many of the behaviors listed above that YOU MARKED AS HAPPENING TO YOU do you consider to have been sexual harassment?

(a) None were sexual harassment	402
(b) Some were sexual harassment	84
(c) Most were sexual harassment	13
(d) All were sexual harassment	25
(e) Does not apply (I marked "NEVER" in every item in question #17)	516
Missing Data	6
Total	1046

Part IV

Personal Experiences

The remaining questions apply to your total time at the Academy (EXCLUDING Prep School)

19. SINCE BECOMING A CADET/MIDSHIPMAN, has someone done any of the following to you WITHOUT YOUR CONSENT AND AGAINST YOUR WILL?

Touched, stroked, or fondled your private parts

Physically attempted to have sexual intercourse with you, but was not successful

Physically attempted to have oral or anal sex with you, but was not successful

Had sexual intercourse with you?

Had oral sex with you?

Had anal sex with you?

Yes	26
No	1017
Missing Data	3
Totals	1046

20-23. If you answered Yes to Question 19, please describe up to four such incidents, focusing on those you consider to be the most severe incidents.

20-23 A. When did this incident occur? [calendar year, semester and your status/rank(BCT or Plebe Summer/freshman/sophomore/junior/senior)] (Note: if you selected summer "semester," it assumes that graduation has occurred and you have risen to the next rank)

Year	Incident				Total
	First	Second	Third	Fourth	
1999	1	0	0	0	1
2000	1	0	0	0	1
2001	1	0	0	0	1
2002	7	0	0	0	7
2003	9	0	0	0	9
2004	5	1	0	0	6
Unknown	2	0	0	0	2
Total	26	1	0	0	27

Semester	Incident				Total
	First	Second	Third	Fourth	
Fall	10	0	0	0	10
Spring	9	1	0	0	10
Summer	4	0	0	0	4
Unknown	3	0	0	0	3
Total	26	1	0	0	27

Status	Incident				Total
	First	Second	Third	Fourth	
Freshman	10	0	0	0	10
Sophomore	6	0	0	0	6
Junior	5	1	0	0	6
Senior	1	0	0	0	1
BCT	1	0	0	0	1
Unknown	3	0	0	0	3
Total	26	1	0	0	27

20-23 B. What did the offender do to you? (Check all that apply)

Touched, stroked, or fondled your private parts?
 Physically attempted to have sexual intercourse with you, but was not successful?
 Physically attempted to have oral or anal sex with you, but was not successful?
 Had sexual intercourse with you?
 Had oral sex with you?
 Had anal sex with you?
 Missing Data

Incident			
First	Second	Third	Fourth
17	0	0	0
4	0	0	0
3	0	0	0
7	0	0	0
5	0	0	0
0	0	0	0
	1		

20-23 C. Where did the incident take place?

On installation in dorm/barracks
 On installation , NOT in dorm/barracks
 Off installation at an Academy-sponsored event
 Off installation and NOT at an Academy-sponsored
 Missing Data
 Total

Incident				
First	Second	Third	Fourth	Total
12	0	0	0	12
3	0	0	0	3
1	0	0	0	1
6	0	0	0	6
4	1	0	0	5
26	1	0	0	27

20-23 D. Did the incident involve MULTIPLE offenders?

Yes
 No
 I don't know
 Missing Data
 Total

Incident				
First	Second	Third	Fourth	Total
1	0	0	0	1
20	0	0	0	20
1	0	0	0	1
4	1	0	0	5
26	1	0	0	27

20-23 E. Who was the offender(s)? (Check all that apply)

Cadet/midshipman who was senior to me
 Cadet/midshipman who was in same class as me or below
 Military faculty or staff member
 Civilian faculty or staff member
 Military person NOT assigned to your academy
 Civilian person NOT assigned to your academy
 Unidentified person
 Missing Data
 Totals

Incident			
First	Second	Third	Fourth
3	0	0	0
17	0	0	0
0	0	0	0
0	0	0	0
0	0	0	0
4	0	0	0
0	0	0	0
5	1	0	0
29	1	0	0

20-23 F. To which authorities, if any, was this incident reported? (Check all that apply)

	Incident			
	First	Second	Third	Fourth
Officer/NCO chain of command (AOC, MTL, TAC, Co. Officer, SEL)	1	0	0	0
Academy staff & faculty member not in chain of command	0	0	0	0
Academy hotline/helpline	0	0	0	0
Academy Response Team (ART) [N/A for USMA and USNA]	0	0	0	0
Person in cadet/midshipman chain of command	0	0	0	0
Peer resource (SAVI GUIDE, CASIE Rep) [N/A for USMA]	0	0	0	0
Academy Counseling or Development Center	0	0	0	0
SAVI Advocate/Coordinator [N/A for USMA and USAFA]	1	0	0	0
Off-Installation Counseling Center	0	0	0	0
Installation Medical Personnel	1	0	0	0
Off-Installation Medical Personnel	0	0	0	0
Criminal investigative organizations (AFOSI, CID, NCIS)	1	0	0	0
Security Forces, Military Police, or USNA Police	0	0	0	0
Academy Inspector General's Office [N/A for USNA]	0	0	0	0
Academy Chaplain/Clergy	1	0	0	0
Non-Installation Chaplain/Clergy	0	0	0	0
Civilian Law Enforcement Agency	1	0	0	0
Service or DoD Inspector General's office or Hotline	0	0	0	0
No one - I did not report this incident	20	0	0	0
Other (please explain below)	3	0	0	0

20-23 G. Did anyone in a POSITION OF AUTHORITY retaliate against you for reporting this incident (such as unwarranted punishment, demotion, or withholding a favorable duty position?)

	Incident				Total
	First	Second	Third	Fourth	
Yes	0	0	0	0	0
No	3	0	0	0	3
Don't know or not sure	0	0	0	0	0
Missing Data	23	1	0	0	24
Totals	26	1	0	0	27

20-23 H. Please indicate who retaliated against you (Check all that apply)

	Incident			
	First	Second	Third	Fourth
Cadet/midshipman in my chain of command	0	0	0	0
Upperclassmen NOT in my chain of command	0	0	0	0
Commissioned Officer in my chain of command	0	0	0	0
Other Academy staff or faculty	0	0	0	0
Service officials outside your Academy	0	0	0	0

20-23 I. Please indicate if you experienced any of the following OTHER repercussions for reporting this incident? (Check all that apply)

	Incident			
	First	Second	Third	Fourth
Ostracism, harassment, or ridicule from other cadets/midshipmen NOT in chain of command?	0	0	0	0
Ostracism, harassment, or ridicule from other cadets/midshipmen in chain of command?	0	0	0	0
Ostracism, harassment, or ridicule from Academy staff or faculty members	0	0	0	0
Other significant repercussions (Please specify below)	0	0	0	0
No, I did not experience other repercussions.	2	0	0	0
Total	2	0	0	0

20-23 J. Did a military criminal investigative organization (AFOSI, CID or NCIS) or a civilian law enforcement agency conduct a criminal investigation?

	Incident				Total
	First	Second	Third	Fourth	
Yes	0	0	0	0	0
No	1	0	0	0	1
I don't know	1	0	0	0	1
Missing Data	24	1	0	0	25
Total	26	1	0	0	27

20-23 K. Why wasn't a criminal investigation conducted?

	Incident				Total
	First	Second	Third	Fourth	
The incident was not reported to LAW ENFORCEMENT officials	1	0	0	0	1
I declined to cooperate with an investigation	0	0	0	0	0
I don't know	0	0	0	0	0
Missing Data	25	1	0	0	26
Total	26	1	0	0	27

20-23 L. Were you informed of the final disposition of this matter?

Yes
 No, I was not informed
 N/A - Offender was never identified.
 N/A - Not yet resolved (ie. On-going investigation or legal proceedings)
 Missing Data
 Total

Incident				
First	Second	Third	Fourth	Total
0	0	0	0	0
1	0	0	0	1
0	0	0	0	0
0	0	0	0	0
25	1	0	0	26
26	1	0	0	27

20-23 M. If you did not report this incident to MILITARY OR ACADEMY AUTHORITIES, please indicate the reasons that were the MOST IMPORTANT to you when you decided NOT to report? (Check all that apply)

(a) Does not apply, I reported it
 (b) It was not serious enough to report
 (c) I handled it myself
 (d) I thought I would be labeled a trouble maker
 (e) I thought nothing would be done
 (f) Threatened with some form of retaliation
 (g) not threatened with retaliation, but feared some form of retaliation
 (h) Feared ostracism, harassment, or ridicule by peers
 (I) Feared loss of friends
 (j) Feared I or others would be punished for infractions/violations (such as underage drinking)
 (k) Feared public disclosure of the assault
 (l) Feared my parents/family would find out
 (m) Pressured by someone in position of authority
 (n) Feared that my boyfriend/girlfriend would find out
 (o) Shame/embarrassment
 (p) Feared other repercussions
 (q) Feared people would not believe me
 (r) Not aware of reporting procedures
 (s) I thought I could deal with it myself
 (t) Other (Explain below)

Incident			
First	Second	Third	Fourth
0	0	0	0
9	0	0	0
8	0	0	0
1	0	0	0
2	0	0	0
1	0	0	0
1	0	0	0
2	0	0	0
1	0	0	0
3	0	0	0
1	0	0	0
0	0	0	0
0	0	0	0
1	0	0	0
3	0	0	0
1	0	0	0
4	0	0	0
0	0	0	0
3	0	0	0
3	0	0	0

20N. How satisfied were you with how the following individuals/agencies handled this incident?

	Incident	Very Satisfied	Satisfied	Dissatisfied	Very Dissatisfied	N/A or I did not use resource	Missing Data	Total
Investigative agencies (OSI/ CID/NCIS)	First	0	0	0	0	21	5	26
	Second	0	0	0	0	0	1	1
	Third							
	Fourth							
Military lawyers handling your case	First	0	0	0	0	21	5	26
	Second	0	0	0	0	0	1	1
	Third							
	Fourth							
Victim Witness Assistance	First	0	0	0	0	21	5	26
	Second	0	0	0	0	0	1	1
	Third							
	Fourth							
SAVI Advocate/Coordinator or Academy Response Team (ARTA) [N/A for West Point]	First	0	1	0	1	18	6	26
	Second	0	0	0	0	0	1	1
	Third							
	Fourth							
Academy Counseling or Development Center	First	0	0	0	1	20	5	26
	Second	0	0	0	0	0	1	1
	Third							
	Fourth							
Peer Resource (CASIE Rep/SAVI GUIDE) [N/A for West Point]	First	0	0	0	0	21	5	26
	Second	0	0	0	0	0	1	1
	Third							
	Fourth							
Chain of Command	First	1	0	1	0	18	6	26
	Second	0	0	0	0	0	1	1
	Third							
	Fourth							

20-23 N. If you were NOT satisfied with any of the above, please explain why

Do you have another incident to describe?

Yes

X

No

Written Comments

Appendix E. Report Distribution

Office of the Secretary of Defense

Secretary of Defense
Under Secretary of Defense for Personnel and Readiness
Under Secretary of Defense (Comptroller)
General Counsel, Department of Defense
Deputy Comptroller (Program Budget)
Deputy General Counsel (Inspector General)
Assistant Secretary of Defense (Public Affairs)

Department of the Army

Secretary of the Army
Assistant Secretary of the Army (Financial Management and Comptroller)
Assistant Secretary of the Army (Manpower and Reserve Affairs)
General Counsel, Department of the Army
Auditor General, Department of the Army
Superintendent, US Military Academy
Inspector General, Department of the Army
Commander, US Army Criminal Investigation Command

Department of the Navy

Secretary of the Navy
Assistant Secretary of the Navy (Financial Management and Comptroller)
Assistant Secretary of the Navy (Manpower and Reserve Affairs)
General Counsel, Department of the Navy
Naval Audit Service
Superintendent, US Naval Academy
Inspector General, Department of the Navy
Counsel for the Commandant (Marine Corps)
Director, Naval Criminal Investigative Service
Deputy Naval Inspector General for Marine Corps Matters/Inspector General of the Marine Corps

Department of the Air Force

Secretary of the Air Force
Assistant Secretary of the Air Force (Financial Management and Comptroller)
General Counsel, Department of the Air Force
Superintendent, US Air Force Academy
Inspector General, Department of the Air Force

Commander, Air Force Office of Special Investigations

Congressional Committees and Subcommittees, Chairman and Ranking Minority Member

Senate Committee on Appropriations

Senate Subcommittee on Defense, Committee on Appropriations

Senate Committee on Armed Services

Senate Committee on Governmental Affairs

House Committee on Appropriations

House Subcommittee on Defense, Committee on Appropriations

House Committee on Armed Services

House Committee on Government Reform

House Subcommittee on Government Efficiency, Financial Management, and
Intergovernmental Relations, Committee on Government Reform

House Subcommittee on National Security, Veterans Affairs, and International
Relations, Committee on Government Reform